

# GAME 6



/// AMERICA'S #1 COLLEGE TOWN /// CARNEGIE TIER 1 RESEARCH UNIVERSITY /// #1 PREGAME TRADITION IN THE BIG 12 /// 30-STRAIGHT SELLOUTS ///

## /// K-STATE at 19/20 OKLAHOMA ///

Oct. 15, 2016 • Memorial Stadium • Manhattan, Kan.

### KANSAS STATE WILDCATS



3-2, 1-1 Big 12

### OKLAHOMA SOONERS



3-2, 2-0 Big 12

### /// THE BASICS ///

**Record**.....3-2 (1-1 Big 12)  
**Ranking (AP/Coaches)**.....NR/NR  
**Last Game**.....Oct. 8, 2016  
 Defeated Texas Tech, 44-38  
**Coach**.....Bill Snyder  
**Career Record**.....196-103-1 (25th)  
**Career Conf. Record**.....113-78-1

**Record**.....3-2 (2-0 Big 12)  
**Ranking (AP/Coaches)**.....19/20  
**Last Game**.....Oct. 8, 2016  
 Defeated Texas, 45-40  
**Coach**.....Bob Stoops  
**Career Record**.....182-48 (18th)  
**Record at OU**.....Same

### /// STATISTICAL LEADERS ///

**Rushing**.....Charles Jones  
 56 att, 287 yds, 2 TD  
**Passing**.....Jesse Ertz  
 51-105, 688 yds, 5 TD, 2 INT  
**Receiving**.....Dominique Heath  
 12 rec, 170 yds, 2 TD  
**Tackling**.....Elijah Lee  
 41 tackles  
**Sacks**.....Jordan Willis  
 6.0 sacks  
**Interceptions**.....D.J. Reed  
 2 interceptions

**Rushing**.....Samaje Perine  
 85 att, 461 yds, 6 TD  
**Passing**.....Baker Mayfield  
 100-146, 1,457 yds, 12 TD, 4 INT  
**Receiving**.....Dede Westbrook  
 34 rec, 544 yds, 5 TD  
**Tackling**.....Jordan Evans  
 44 tackles  
**Sacks**.....Ogbonnia Okoronkwo  
 5.0 sacks  
**Interceptions**.....Two Players  
 1 interception

### /// INSIDE THE SERIES ///

**Overall**.....19-73-4  
**In Manhattan**.....10-37-1  
**In Norman**.....8-35-3  
**Current Streak**.....Lost 1  
**Longest Win Streak**.....5 (1993-97)

**Most K-State Pts**.....59 (1969)  
**Most OU Pts**.....76 (1942)  
**3 Points or Less**.....5-6-4  
**7 Points or Less**.....10-9-4  
**Biggest Win**.....49-10 (1995)

### /// ON THE AIR ///

#### TELEVISION

ESPN  
 Mark Jones (Play-by-Play)  
 Rod Gilmore (Analyst)  
 Quint Kessenich (Sidelines)



#### RADIO

K-State Sports Network  
 Wyatt Thompson (Play-by-Play)  
 Stan Weber (Analyst)  
 Matt Walters (Sidelines)



#### NATIONAL RADIO

ESPN Radio  
 Bill Rosinski (Play-by-Play)  
 David Norrie (Analyst)  
 Ian Fitzsimmons (Sidelines)



#### SATELLITE RADIO

SIRIUS Radio Channel 80  
 XM Radio Channel 80



### K-STATE HEADS TO #19 OU FOR MORNING BIG 12 MATCHUP

Coming off a thrilling 44-38 win over Texas Tech in Manhattan, K-State heads back out on the road for a nationally-televised matchup with 19th-ranked Oklahoma. Saturday's game, which kicks off at 11 a.m., will be televised nationally on ESPN with **Mark Jones**, **Rod Gilmore** and **Quint Kessenich** calling the action. The contest can also be heard across the K-State Sports Network with **Wyatt Thompson** (play-by-play), former K-State quarterback **Stan Weber** (analyst) and **Matt Walters** (sidelines) on the call, as well as SiriusXM channel 80. Live stats are available at k-state-sports.com, while Twitter updates (@kstate\_gameday, @KStateFB) will all be a part of the coverage.

### A LOOK AT K-STATE

- Guided by 2015 College Football Hall of Fame inductee **Bill Snyder**, who is in the midst of his 25th season at the helm of the Wildcats, K-State is looking to win for the third-straight time in Norman following wins in 2012 and 2014.
- K-State continues to play tough defense as it currently leads the Big 12 and ranks 14th nationally in total defense and has held its opponents to an average of 17.6 points and 310.2 yards per game.
- K-State had a solid second half against Texas Tech, holding the nation's No. 1 scoring offense to just 10 total points, seven of which came in the final seconds. The Cats also held Tech to just a 3-of-9 conversion rate on third down in the second half.
- Eleven players on defense have recorded 10 or more tackles, led by **Elijah Lee's** 41 stops, while **Jordan Willis** currently leads the league in sacks (6.0) and TFLs (7.5).
- K-State has held each of its first five opponents to an average of 80.8 yards a game on the ground.
- K-State scored in all three phases of the game in the win over Texas Tech and is now a perfect 18-0 under **Bill Snyder** when scoring on offense, defense and special teams.
- K-State is a perfect 26-of-26 in red zone scores so far this season, and, dating back to last year, the Wildcats have been perfect on its last 51 red-zone attempts, 35 of which resulted in touchdowns.

### A LOOK AT OKLAHOMA

- Oklahoma boasts one of the most balanced offensive attacks in the Big 12 behind quarterback **Baker Mayfield**, running backs **Samaje Perine** and **Joe Mixon** and wide receiver **Dede Westbrook**.
- Perine ranks second in the Big 12 in rushing, Westbrook is second in receiving and Mayfield is second in passing efficiency.
- On defense, **Jordan Evans** ranks third in the Big 12 in tackles, **Ogbonnia Okoronkwo** is second in sacks and **Jordan Thomas** leads the league in passes defended.

### /// 2016 SCHEDULE ///

DATE	OPPONENT (TV)	TIME (CT)/RESULT
Sept. 2	at 8/7 Stanford (FS1)	L, 13-26
Sept. 17	FLORIDA ATLANTIC (FSN)	W, 63-7
Sept. 24	MISSOURI STATE (KSHDTV)	W, 35-0 (2Q)
Oct. 1	at rv/ West Virginia* (ESPN)	L, 16-17
Oct. 8	rv/ TEXAS TECH* (ESPN)	W, 44-38
Oct. 15	at 19/20 Oklahoma* (ESPN)	11 a.m.
Oct. 22	TEXAS* (ABC, ESPN or ESPN2)	11 a.m.
Oct. 29	at Iowa State*	TBA
Nov. 5	rv/ OKLAHOMA STATE*	TBA
Nov. 19	at 11/8 Baylor*	TBA
Nov. 26	KANSAS*	TBA
Dec. 3	at rv/TCU*	TBA


### /// A K-STATE WIN WOULD... ///

- Give the Wildcats their third straight win in Norman over the Sooners, a feat that has never happened.
- Give **Bill Snyder** his 197th career win, putting him with three wins of becoming the 25th coach in FBS history with 200 career victories and moving him into a tie for 27th place all-time in FBS victories.
- Give K-State its first road win of the season as the Cats are 3-0 at home and 0-2 on the road so far.
- Give K-State its first win over a ranked team since the 2014 Oklahoma game and first road win over a ranked opponent since that same matchup in Norman.

### /// WHERE TO FIND... ///

Team Notes.....	1-3
Offensive Notes.....	3-4
Defensive Notes.....	4-6
Special Teams Notes.....	6
Last Time vs. Oklahoma.....	7
Head Coach Bill Snyder.....	8
Assistant Coaches.....	9
Roster.....	10-11
Depth Chart.....	12
Depth Chart Notes.....	13-15
Pronunciation Guide.....	15
Select Player Bios.....	16-21
Team Statistics.....	22-23
Game-by-Game Offensive Statistics.....	24
Defensive Statistics.....	25
Game-by-Game Defensive Statistics.....	26
Game-by-Game Summaries/Starters.....	27
Scoring Drives/Drive Superlatives.....	28
Long Plays/Third Downs/Red Zone.....	29
Superlatives.....	30
Game Recaps.....	31-35
Last Time.....	36-40

### /// FOLLOW K-STATE ATHLETICS ///



### /// K-STATE ATHLETICS COMMUNICATIONS ///

Kenny Lannou Assoc. A.D./Communications O: 785-532-7977 C: 785-587-7867 E: klannou@kstatesports.com  
 Ryan Lackey Asst. Director/Athletics Communications O: 785-532-7708 C: 785-587-7865 E: rlackey@kstatesports.com

/// BIG 12 STANDINGS ///

	Overall	Big 12
Baylor	5-0	2-0
Oklahoma	3-2	2-0
West Virginia	4-0	1-0
Oklahoma State	4-2	2-1
TCU	4-2	2-1
<b>Kansas State</b>	<b>3-2</b>	<b>1-1</b>
Texas Tech	3-2	1-1
Texas	2-3	0-2
Kansas	1-4	0-2
Iowa State	1-5	0-3

/// UPCOMING BIG 12 SCHEDULE ///

**SATURDAY, OCTOBER 15**  
 K-State at Oklahoma\*, 11 a.m. (ESPN)  
 West Virginia at Texas Tech\*, 11 a.m. (FS1)  
 Kansas at Baylor\*, 2:30 p.m. (FS1)  
 Iowa State at Texas\*, 6 p.m. (LHN/Cyclones.tv)

**SATURDAY, OCTOBER 22**  
 Texas at K-State\*, 11 a.m. (ABC, ESPN or ESPN2)  
 Oklahoma State at Kansas\*, 11 a.m. (FS1)  
 TCU at West Virginia\*, 2:30 p.m. (ABC or ESPN2)  
 Oklahoma at Texas Tech\*, 7 p.m. (FOX)

/// WEEKLY BIG 12 TELECONFERENCE ///

If you wish to participate in the weekly Big 12 Coaches Teleconference, please email joni@big12sports.com with your name, affiliation and phone number to obtain the media dial-in number. The number will not be distributed over the phone.

- 9:50 a.m. – Charlie Strong, Texas
- 10:00 a.m. – David Beaty, Kansas
- 10:10 a.m. – Bob Stoops, Oklahoma
- 10:20 a.m. – Mike Gundy, Oklahoma State
- 10:30 a.m. – Bill Snyder, Kansas State
- 10:40 a.m. – Dana Holgerson, West Virginia
- 10:50 a.m. – Kliff Kingsbury, Texas Tech
- 11:00 a.m. – Jim Grobe, Baylor
- 11:10 a.m. – Matt Campbell, Iowa State
- 11:20 a.m. – Gary Paterson, TCU

/// ATHLETICS COMMUNICATIONS ///

**Press Conference**  
 Head coach Bill Snyder hosts a weekly news conference each Tuesday at the Vanier Family Football Complex. Snyder will address the media at 12:30 p.m., while requested players are available from 1 p.m., to 2 p.m.

**Press Conference Video**  
 Broadcast-quality video files for television newscasts of each weekly news conference is available for download on Tuesday afternoons. Please contact the K-State Athletics Communications office for FTP access instructions.

**Working Credentials**  
 Media outlets interested in covering K-State football either on a season or individual-game basis are requested to submit all applications through the following website: www.k-statesports.com/media.

**Postgame Interviews**  
 K-State's locker room is closed. Media will be asked to submit a list of player requests to either **Kenny Lannou** or **Ryan Lackey** at the start of the fourth quarter. During home games, Coach Snyder will address the media in the Steel & Pipe Team Theatre on the third floor of the Vanier Family Football Complex following a cooling off period, followed by the requested players. To get to the theater, proceed to the concourse and walk toward the Vanier Family Football Complex. Enter the first set of double doors and take an immediate left into the theater. On the road, these interviews will take place either in the designated visiting interview area or outside the visiting locker room.

/// WE ARE K-STATE ///

When referring to Kansas State University, please only use the terms **Kansas State** or **K-State**. Please refrain from using KSU, Kansas St., Kan. St., or any other variation. The only acceptable nicknames include **Wildcats** or **Cats**. In addition, K-State plays in the **Big 12 Conference** or **Big 12**. Please do not use roman numerals (Big XII) when referring to the Conference. Your cooperation is appreciated.

**Kenny Lannou**  
 klannou@kstatesports.com

WEEK 6 AT OU

**Ryan Lackey**  
 rlackey@kstatesports.com

Monday 10	Tuesday 11	Wednesday 12	Thursday 13	Friday 14	Saturday 15	Sunday 16
<b>Big 12 Teleconference</b> 10:30 a.m. - Bill Snyder	<b>Media Luncheon</b> 12:00 p.m. - Lunch 12:30 p.m. - Bill Snyder 1 p.m. - Players  <b>FTP Information</b> Highlights will be loaded to the K-State FTP site. Contact either Kenny Lannou or Ryan Lackey for site credentials.	<b>Out-of-town Interviews</b> (via telephone) Bill Snyder	<b>No Media Availability</b>	Travel to Norman, Okla.  <b>No Media Availability</b>	<b>Game 6</b> K-State at Oklahoma 11 a.m. ESPN Memorial Stadium Norman, Okla.  <b>Postgame</b> Coach Snyder and players outside locker room	<b>No Media Availability</b>  K-State game notes for the Texas game will be available on Monday, October 17.

**A LOOK AT THE SERIES**

- This weekend's game against the Sooners is the 97th all-time meeting, as OU holds a 73-19-4 advantage.
- The two teams have split the last five meetings overall with the road team taking each of those matchups.
- Dating back to 1993, K-State has won eight of the 17 meetings with Oklahoma.

**TOUGH ROAD SLATE**

- The 2016 season opener at then-No. 8 Stanford represented the first of what stands as of now at least three road games against top-20 foes this season.
- K-State's travels to 19th-ranked Oklahoma this weekend, while the Wildcats are on the road on Nov. 19 at Baylor, which checked in at No. 11 in this week's Associated Press poll.

**SUSTAINABLE SUCCESS**

- Kansas State is in rare company in college football as the Wildcats rank in the top 20 in wins among FBS programs over the last 21-plus seasons.
- Since 1995, K-State has picked up 177 victories, which is ranks 19th in the nation.
- The Cats are only two wins away from 16th and six victories away from the top 15.
- Among current Big 12 teams, only Oklahoma (5th; 199), Texas (11th; 193) and TCU (15th; 183) rank higher.

**300 AT ONE**

- Last Saturday's contest against Texas Tech was the 300th K-State game under the direction of head coach **Bill Snyder**.
- Snyder became just the seventh person all-time to coach 300 games on one FBS school. Among the seven to accomplish the feat, six – **Joe Paterno** (Penn State), **Bobby Bowden** (Florida State), **LaVell Edwards** (BYU), **Chris Ault** (Nevada), **Tom Osborne** (Nebraska) and **Snyder** – are in the College Football Hall of Fame.

/// COACHING 300 AT ONE SCHOOL ///

Coach (School)	Games Coached	Years
Joe Paterno (Penn State)	548	1966-2011
Bobby Bowden (Florida State)	417	1976-2009
Frank Beamer (Virginia Tech)	361	1987-2015
LaVell Edwards (BYU)	361	1972-2000
Chris Ault (Nevada)	343	1976-92, 94-95, 2004-12
Tom Osborne (Nebraska)	307	1973-97
<b>Bill Snyder (K-State)</b>	<b>300</b>	<b>1989-2005, 09-16</b>

**SNYDER: HALL OF FAMER**

- The architect of the "greatest turnaround in the history of college football," **Bill Snyder** was inducted into the NFF's College Football Hall of Fame last December.
- Snyder is just the fourth person in the history of college football to be inducted as an active coach.
- Snyder has compiled an amazing 196-103-1 (.657) record in the midst of his 25th season at the helm of the Cats. He is 28th all-time in victories among FBS coaches and continues to climb the ladder with each win.

/// KANSAS STATE at OKLAHOMA • TEAM COMPARISONS ///

**K-STATE (3-2/1-1 Big 12)**

TEAM STATISTICS	KS	OPP
Points/Game	34.2	17.6
First Downs	93	84
Rushing/Game	188.8	80.8
Passing/Game	155.4	229.4
Total Offense/Game	344.2	310.2
Fumbles-Lost	2-1	8-5
Pen.-Yds/Game	34-49.6	29-55.8
Time of Possession	28:57	25:03

**INDIVIDUAL LEADERS**

Rushing	Att	Net	Avg	TD	YPG
Jones	56	287	5.1	2	57.4
Ertz	47	253	5.4	3	50.6

Passing	C-A-I	Pct.	TD	YPG
Ertz	51-105-2	48.6	5	137.6

Receiving	Rec	Yds	Avg	TD	YPG
Heath	12	170	14.2	2	34.0
Pringle	10	167	16.7	1	33.4

Defense	U-A-T	TFL	Int.	FF-FR
Lee	28-13-41	3.5	1	0-0
Shelley	21-4-25	1.0	0	0-0

**OKLAHOMA (3-2/2-0 Big 12)**

TEAM STATISTICS	OU	OPP
Points/Game	40.6	36.2
First Downs	117	104
Rushing/Game	215.4	140.6
Passing/Game	313.0	287.8
Total Offense/Game	528.4	428.4
Fumbles-Lost	10-7	4-3
Pen.-Yds/Game	23-46.6	33-52.0
Time of Possession	30:02	29:58

**INDIVIDUAL LEADERS**

Rushing	Att	Net	Avg	TD	YPG
Perine	85	461	5.4	6	92.2
Mixon	60	388	6.5	2	77.6

Passing	C-A-I	Pct.	TD	YPG
Mayfield	100-146-4	68.5	12	291.4

Receiving	Rec	Yds	Avg	TD	YPG
Westbrook	34	544	16.0	5	108.8
Mixon	15	174	11.6	0	34.8

Defense	U-A-T	TFL	Int.	FF-FR
Brooks	18-5-23	2.5	0	0-0
Johnson	18-4-22	1.0	1	0-0



**NCAA TEAM RANKINGS**

Category	KS	OU
Rushing Offense	51	32
Passing Offense	116	20
Total Offense	112	11
Scoring Offense	44	20
Rushing Defense	3	45
Pass Efficiency Defense	56	117
Total Defense	14	89
Scoring Defense	15	109
Net Punting	19	27
Punt Returns	14	85
Kickoff Returns	2	20
Turnover Margin	8	120
Passing Efficiency	107	5
Time of Possession	77	59



**SNYDER IN ELITE COMPANY**

- Head coach **Bill Snyder** currently has 196 career victories, 157 more than any other coach in school history.
- Snyder ranks first in the FBS in wins among active coaches at current schools, second in total victories among active coaches overall and 28th in all-time wins.
- He is four wins away from becoming the 25th coach in FBS history with 200 career wins.
- Snyder, who has 113 conference wins, is one of four coaches with 100 Big 8/12 victories (**Tom Osborne** [153], **Bob Stoops** [113], **Barry Switzer** [100]).

**/// MOST WINS AT CURRENT SCHOOL ///**

Coach	School	Career Wins
<b>Bill Snyder</b>	<b>Kansas State</b>	<b>195</b>
Bob Stoops	Oklahoma	181
Gary Paterson	TCU	146
Kirk Ferentz	Iowa	130

**THE CENTURY MARK**

- With last week's 44-38 win over Texas Tech, K-State became just the third Big 12 program to reach 100 league wins since the conference began in 1996.
- The Wildcats joined Texas and this week's opponent, Oklahoma, in the century club.

**/// TEAM WITH 100 BIG 12 WINS ///**

School	Big 12 Wins
Oklahoma	122
Texas	115
<b>Kansas State</b>	<b>100</b>

**CLEAN IT UP**

- K-State led the Big 12 and ranked 16th nationally last year with only 39.3 penalty yards per game, while the Cats were second in the league with 4.38 penalties per game.
- Penalties were more frequent early in the year, but the Wildcats cleaned up down the stretch. In the final eight games of the regular season, K-State had just 32 (4.0 per game) penalties to jump back to No. 1 in the Big 12.
- With 13 underclassmen starters in the first five games of 2016, the Wildcats have been flagged more than usual as they are committing 6.8 penalties per game for an average of just under 50 yards.
- K-State has ranked first or second in the conference in fewest penalty yards per game each of the previous five years. The Wildcats led the league in 2014, 2013 and 2011, while they ranked second in 2012 and 2010.
- The Cats have work to do to get back into the top two in the conference as they currently rank fourth in the Big 12.

**RECORD ATTENDANCE**

- Attendance at K-State games have been at an all-time high over the last four-plus years as K-State has recorded 30 consecutive sellouts, a number that is expected to reach 33 after the 2016 season.
- For a third-straight year, K-State finished second nationally by filling up its stadium at a 106.20-percent clip, a number that was just 0.52-percent behind Oregon (106.72).
- K-State averaged a school-record 53,100 fans in its 50,000-seat stadium in 2015, a number that has increased each of the last four seasons.
- Twenty-three of the largest 26 crowds in stadium history have come in the last three-plus years, including six of the seven home games in 2015.

**HOME SWEET HOME**

- Since 1990, K-State holds a 142-34-1 (.805) record when playing at Bill Snyder Family Stadium.
- That record includes a 70-5 (.933) mark in non-conference games and a 72-29-1 (.711) record in league games.
- K-State is looking to bounce back from a 4-3 (.571) home record in 2015, its worst home winning percentage since also going 4-3 in 2008.

**YOUTH IS SERVED**

- The season-opening depth chart featured 24 combined underclassmen (Fr. or So.; does not count special teams), including 17 on offense. It was the most on the initial depth chart of a year since at least 1988.
- K-State started 11 underclassmen – including four freshmen – in the opener at No. 8/7 Stanford. It was the most for either category since at least 1997.
- The previous high of underclassmen starting during that stretch was nine in 2005.
- The four freshmen starters at Stanford marked the second-straight year the Wildcats started at least three freshmen in a season opener.
- K-State had no more than two freshmen starters in a season opener in any of the previous 18 years, while the Wildcats had started a combined total of eight freshmen in season openers from 1998-2014.

**DRAWING FIRST BLOOD**

- Since 1990, K-State is 157-30 (.840) when scoring first.
- K-State, 2-1 this year when scoring first, will be looking to bounce back from a 3-2 record in 2015 when getting on the board first, defeating South Dakota, Louisiana Tech and Kansas, but losing to Oklahoma State and Arkansas.
- In 2014, the Cats held a perfect 7-0 record when scoring the game's first points.

**HITTING 60**

- For the first time in seven years, Kansas State reached the 60-point mark in its 63-7 victory over FAU.
- The last time the Wildcats had at least 60 points was a 62-14 triumph over Texas A&M in 2009.
- It was the Wildcats' most points since a 69-10 win over Montana State in 2008, and the most by a **Bill Snyder**-led team since a 64-0 shutout at Kansas in 2002.

**OFFENSIVE NOTES**

**RED ZONE ALERT**

- Kansas State has been one of the best red zone teams over the past few years, including a perfect mark over the final seven games of the 2015 season and again so far in 2016 through five games (26-for-26).
- The Wildcats, one of two Power 5 teams to be perfect in the red zone thus far in 2016, led the league last year and ranked second nationally by converting on 94.5-percent (52-of-55) on their red-zone attempts, which included 35 touchdowns.
- Over the last 12 games dating back to 2015, K-State is perfect on 51 red zone attempts with 35 touchdowns.
- In their 47 wins over the last six seasons, the Cats are 218-for-238 (.916) in red zone chances with 159 touchdowns, while four of their non-scoring trips have come via kneel downs to close out victories.

**/// WILDCATS WHEN... ///**

Overall .....	3-2
Big 12 .....	1-1
Non-conference record .....	1-1
Home.....	3-0
Away .....	0-2
Neutral .....	0-0
Current streak.....	Won 1
Current home streak .....	Won 5
Current road streak.....	Lost 3
Last win.....	44-38 vs. Texas Tech (10/8/16)
Last loss.....	17-16 at West Virginia (10/1/16)
Day game .....	1-1
Night game .....	2-1
TV game .....	3-2
ABC .....	0-0
ESPN .....	0-0
ESPNU.....	1-1
FOX.....	0-0
FOX Sports 1.....	0-1
FSN .....	1-0
K-StateHD.TV.....	1-0
September .....	2-1
October.....	1-1
November.....	0-0
December .....	0-0
January.....	0-0
vs. top-25 teams .....	0-1
vs. non-ranked teams.....	2-1
vs. FCS.....	1-0
On natural grass.....	0-1
On artificial surface .....	3-1
Scoring first.....	2-1
Coming-from-behind .....	0-1
Leading after 1st quarter .....	2-1
Behind after 1st quarter.....	0-1
Tied after 1st quarter.....	1-0
Leading at halftime.....	3-1
Behind at halftime .....	0-1
Tied at halftime .....	0-0
Leading after 3rd quarter .....	1-1
Behind after 3rd quarter .....	0-1
Tied after 3rd quarter.....	1-0
Overtime.....	0-0
Scoring 20 points or less.....	0-2
Scoring 20+ points .....	3-0
Scoring 30+ points.....	3-0
Allowing 21 points or less.....	2-1
Allowing 10 points or less.....	2-0
With 100-yard rusher.....	1-0
Allow 100-yard rusher .....	0-2
With 300-yard passer .....	0-0
Allow 300-yard passer.....	1-0
Outgain opponent.....	2-1
Total offense + 300 yards.....	2-1
Allow + 300 yards total offense.....	1-1
No turnovers.....	2-0
Less than three turnovers .....	3-2
Three or more turnovers.....	0-0
No takeaways .....	0-0
Three or more takeaways.....	1-0
Fewer turnovers gained.....	0-1
Equal turnovers gained .....	0-0
More turnovers gained .....	3-1
Control time of possession .....	2-2
Opponent controls time of possession.....	1-0
Possession time equal .....	0-0

/// SINCE 1990, K-STATE IS... ///

With a 100-yard rusher.....	119-26
With 200 yards rushing.....	112-9
With 350+ yards of total offense.....	156-48
When leading at the half.....	179-7
When scoring first.....	157-30
Opponents score 10 points or less.....	98-0
Opponents score 15 points or less.....	127-4
Opponents scores < 25 points.....	181-26-1
When scoring a defensive TD or safety.....	53-15
When scoring on special teams.....	58-17
When scoring on special teams and defense 20-1 (18-0 under Snyder)	

/// K-STATE PLAYERS OF THE WEEK ///

**Stanford**

Offense..... Charles Jones and Dalton Risner  
 Defense..... Jordan Willis, Dante Barnett and Will Geary  
 Special Teams..... Nick Walsh  
 Scout..... Skylar Thompson (O), Jordon Robertson (D), Tyler Burns (ST)

**Florida Atlantic**

Offense..... Winston Dimel, Dalvin Warmack and Terrale Johnson  
 Defense..... Tanner Wood, Reggie Walker and D.J. Reed  
 Special Teams..... Colborn Couchman and Dominique Heath  
 Scout..... Mike McCoy (O), Logan O'Dea (D), Brock Monty (ST)

**Missouri State**

Offense..... Jesse Ertz and Dayton Valentine  
 Defense..... Jordan Willis, Charmeachealle Moore and Dante Barnett  
 Special Teams..... Trent Tanking, Sam Sizelove and Byron Pringle  
 Scout..... Tyler Burns (O), Aulelio Olomua (D), Da'Marrio Jackson-Smith (ST)

**West Virginia**

Defense..... Elijah Lee and Jordan Willis  
 Special Teams..... Trent Tanking and Colborn Couchman  
 Scout..... Nick Lenners (O), Da'Marrio Jackson-Smith and Brock Monty (D), Nick Lenners and Tyler Burns (ST)

**Texas Tech**

Offense... Dayton Valentine, Jesse Ertz, Winston Dimel and Charles Jones  
 Defense..... Elijah Lee and Jordan Willis  
 Special Teams..... Trent Tanking, Byron Pringle and Matthew McCrane  
 Scout..... Nick Kaltmayer (O), Blake Richmeier and Brock Monty (D)

**QUICK OUT OF THE GATE**

- Kansas State has started games on the right side of the scoreboard this season, outscoring opponents 56-17 in the opening 15 minutes.
- That mark improves to 124-45 through the first two quarters and 137-51 after three, but opponents have gotten the best of K-State in the final quarter to the tune of 37-34.

**ERTZ ON THE RUN**

- Quarterback **Jesse Ertz** was injured on a five-yard rush on the first offensive play of 2015, a play that ended his season. However, he's not letting that deter him from his rushing abilities through five starts in 2016.
- Although his passing numbers may not be what he wants, Ertz has been able to be effective as he has at least 80 rushing yards in two contests, including a career-high 85 yards against Missouri State in a game that lasted just one half due to weather.
- Ertz has rushing touchdowns in three of the five games this year, including one on 4th-and-Goal last week against Texas Tech. The Burlington, Iowa, native was effective running the ball against the Red Raiders, going for 83 yards on just 10 carries.

**JONES CLIMBING THE CHARTS**

- In the midst of his third year serving as the primary running back, **Charles Jones** is using his final season to climb up the school's career rushing yardage list.
- Last week against Texas Tech, Jones ran for a career-best 128 yards on 19 carries – also a career high – with one touchdown as he climbed three spots on K-State's career rushing list.
- A native of Mandeville, Louisiana, Jones now sits in 15th place all-time at K-State with 1,523 career rushing yards and needs just 57 yards to tie for 14th and 70 yards to tie for 13th.
- The rushing score against the Red Raiders was the 20th of his career as he is just three rushing touchdowns shy of entering K-State's career top-10 list.

/// K-STATE CAREER RUSHING YARDS ///

Rk.	Player, Years	Att	Yds
1.	Darren Sproles, 1996-99	815	4,979
12.	Cornelius Davis, 1966-68	506	1,873
13.	Tony Jordan, 1984-87	427	1,593
14.	L.J. Brown, 1978-80	375	1,580
15.	<b>Charles Jones, 2014-16</b>	<b>331</b>	<b>1,523</b>

**HEATH MAKING HEADWAY**

- Receiver **Dominique Heath** has had a great start to his sophomore season, but he is looking to remain consistent throughout the year.
- Heath leads the team with 12 receptions for 170 yards, which includes touchdowns against both Florida Atlantic and Missouri State.
- A product of Huntersville, North Carolina, Heath also paces the squad with five catches that have gone for third-down conversions.
- Heath, who is averaging 34.0 yards per game this year, was at a 39.2-yard clip through five games last year. However, that number dropped to 14.6 yards over the final eight contests.

**WORK CONTINUES**

**ON THE LINE**

- The Wildcats' 2016 offensive line must grow up in a hurry as the unit has a combined 42 career starts, led by 18 from **Dalton Risner** and nine by **Terrale Johnson**.
- K-State had just 17 combined starts entering this season, which was the fewest for the Wildcats since the 1990 squad also had 17 combined starts entering the year.
- Four players, left tackle **Scott Frantz** and guards **Will Ash**, **Abdul Beecham** and **Tyler Mitchell**, have earned their first-career starts this year.
- Despite the inexperience, Run Game Coordinator/Offensive Line coach **Charlie Dickey** does have a good track record when it comes to developing offensive lines quickly.
- The 2012 line had just a collective 26 starts but ended up placing four linemen on the All-Big 12 team, including first-time starters **Cornelius Lucas**, **Tavon Rooks** and **Cody Whitehair**.

**DEFENSIVE NOTES**

**NOT YOUR AVERAGE JOES**

- Kansas State, which ranks 15th nationally in scoring defense, has been one of the nation's best in keeping opposing offenses off the board.
- The Wildcats have held each of their first five opponents at least 16.0 points below their season scoring average from a total average difference of 22.9 points.
- In the season opener, K-State held Stanford to 17.2 points below its scoring average from 2015, while the Wildcats forced its first two Big 12 opponents, West Virginia and Texas Tech, to 16.0 and 21.5 points below their scoring averages, respectively.

/// SCORING AVERAGE DIFFERENCE ///

	PPG Entering Game	Points Scored	Difference
Stanford*	43.2	26	-17.2
Florida Atlantic	24.0	7	-17.0
Missouri State**	42.5	0	-42.5
West Virginia	33.0	17	-16.0
Texas Tech	59.5	38	-21.5

\* Stanford's average from 2015 season  
 \*\* Missouri State game called after one half (weather)

**UNDER 300**

- K-State held its first three opponents to less than 300 total yards for the first time since the 2007 season.
- The last time a **Bill Snyder** team opened the year with such a feat was in 1998 against Indiana State (87), Northern Illinois (170) and Texas (292).
- That season, K-State held its first five opponents to under 300 total yards as the Cats continued the streak against Louisiana-Monroe (273) and Colorado (262).

**TURNOVER TURNAROUND**

- K-State has seen its defense force nine turnovers through the first four games of the season as the Cats currently lead the Big 12 in turnover margin (+6).
- In 2015, K-State was +2 in the turnover margin through the first five games of the year.
- K-State's +6 turnover margin this season is the highest for the Wildcats since finishing the 2014 season +8 in that department.
- More significantly, the Wildcats have not allowed any points off their four turnovers, while they have turned their 10 turnovers into 38 total points, good for a 7.6-point average per game.

**PICKING THEM APART**

- Over the last 36 contests K-State has recorded multiple interceptions in a game, the Wildcats hold a 30-6 record.
- The Wildcats are 10-1 over the last two-plus seasons when recording two or more picks.
- Kansas State has notched at least one interception in 21 of the last 30 games.
- With the interceptions being recorded by **Kendall Adams** and **D.J. Reed** against FAU, it also marked the first multi-interception game by defensive backs since the 2014 KU game.
- **Matt Seiwert** picked up the lone Wildcat interception against Missouri State, becoming K-State's first defensive lineman with an interception since 2011.
- **Elijah Lee**'s interception at WVU was the fourth of his career, the most by a K-State linebacker since the early 2000s, while Reed's pick-six against Texas Tech was the first since the 2014 Oklahoma game.

**BEHIND ENEMY LINES**

- The Wildcats have recorded at least 7.0 tackles for loss in four of their last six regular season games, including 8.0 TFLs in the 2016 season opener at Stanford.
- Over half of the TFLs against the Cardinal came from senior safety **Dante Barnett** and junior defensive end **Tanner Wood**. Barnett had 2.5 TFLs, just 0.5 shy of his career high, while Wood had a career-best 2.0 TFLs.
- **Jordan Willis** leads the team with 7.5 and ranks first in the league.
- The Cats recorded 4.0 TFLs in the first half of the Missouri State game before it was called due to weather.

**SACK MASTERS**

- Kansas State had one of its better seasons in terms of sacks in 2015, recording 38 to rank third in the Big 12, tie for ninth in the nation and tie for eighth in school history.
- K-State finished in the top-10 nationally in sacks for the first time since 2006.
- K-State started 2016 with a pair of sacks at Stanford, including a sack-strip by defensive end **Jordan Willis** and the first sack of safety **Dante Barnett**'s career, and followed up with four against FAU and three in each of the last two games.
- Willis leads the league and ranks fourth nationally with 6.0 sacks.

**SECOND HALF RESURGENCE**

- The Wildcats have turned in some terrific performances on defense in the second half of games over the last 10 regular-season contests.
- Over the final six games of 2015 (Texas, Baylor, Texas Tech, Iowa State, KU and West Virginia) and through the first four second halves, the Cats yielded up an average of 179.1 total yards and 9.9 offensive points in the final 30 minutes.
- At Stanford, the Cats allowed just 70 total yards and one touchdown in the second half. Included in those figures are a 41-yard touchdown by Christian McCaffrey as the Wildcats held last year's Heisman Trophy runner up to just 11 rushing yards and six receiving yards in the second half when taking away his late scamper.
- In last week's win over Texas Tech, K-State held the nation's top offense to just 10 total second-half points, seven of which came in the final seconds with a 13-point lead.

**LEE LEADS THE CHARGE**

- Junior linebacker **Elijah Lee**, a Second Team All-Big 12 pick in 2015 after leading K-State with 80 tackles, has hit the ground running in 2016 with a team-leading 41 stops, including 28 solo tackles to rank 25th in the nation.
- Lee, who is tied for fifth in the Big 12 with 8.2 tackles per game, started his year with a career-high tying 12 stops at Stanford before breaking that mark with 14 at West Virginia en route to Big 12 Defensive Player of the Week honors.
- Lee has carded at least eight tackles in seven of the last 12 games dating back to last season.

**LEE LIKES INTERCEPTIONS**

- Another area where **Elijah Lee** has produced is in pass defense as he tallied his fourth-career interception at West Virginia.
- Lee, who had three picks as a sophomore in 2015, is one of 19 linebackers in the nation with four or more career interceptions, including the only one from the Big 12.
- The Blue Springs, Missouri, native is one of four Wildcat linebackers with at least four career interceptions under head coach **Bill Snyder**, joining **Bryan Hickman** (2000-03), **Mark Simoneau** (1996-99) and **Travis Ochs** (1995-98).

**WILLIS THE SACK ARTIST**

- Preseason All-Big 12 defensive end **Jordan Willis**, who has had sacks in seven of the last nine games, is flying up the K-State career sack chart.
- Willis, who first entered the school's career top-10 list with 2.0 sacks two weeks ago at West Virginia, added two more quarterback takedowns last week against Texas Tech as he is tied for fifth in school history.
- Willis, who leads all active Big 12 players in career sacks, is tops in the Big 12 in both sacks and tackles for loss (7.5), while he ranks fourth and 17th in the nation, respectively, in those two categories.

**/// K-STATE CAREER SACK LEADERS ///**

Rk.	Player, Years	Sacks	Yds
1.	Darren Howard, 1996-99	29.5	203
2.	Nyle Wiren, 1993-96	27.5	148
3.	Dirk Ochs, 1993-95	24.0	139
4.	Monty Beisel, 1997-2000	22.0	182
5.	<b>Jordan Willis, 2013-16</b>	<b>20.5</b>	<b>125</b>
	Ryan Mueller, 2011-14	20.5	123
	Ian Campbell, 2005-08	20.5	126

**REED RUSHES TO PAYDIRT**

- Sophomore **D.J. Reed** recorded a first-quarter interception against Texas Tech and raced 35 yards for a touchdown.
- Reed, who is tied for fifth in the league in interceptions, tallied K-State's first pick-six since **Danzel McDaniel** had a quick five-yards return for a score two years ago at Oklahoma.
- Reed's 35-yard return was also the longest by a Wildcat since **Dante Barnett** had a 51-yard return against Michigan in the 2013 Buffalo Wild Wings Bowl.
- For his play against Texas Tech, Reed earned Big 12 Newcomer of the Week accolades.

**/// NATIONAL RANKINGS ///**

**Associated Press Top 25 (Week 7)**

1. Alabama (56).....	6-0	1520
2. Ohio State (2).....	5-0	1444
3. Clemson (2).....	6-0	1406
4. Michigan (1).....	6-0	1339
5. Washington.....	6-0	1286
6. Texas A&M.....	6-0	1202
7. Louisville.....	4-1	1193
8. Wisconsin.....	4-1	1020
9. Tennessee.....	5-1	962
10. Nebraska.....	5-0	958
11. Baylor.....	5-0	934
12. Ole Miss.....	3-2	800
13. Houston.....	5-1	701
14. Florida State.....	4-2	628
15. Boise State.....	5-0	590
16. Miami.....	4-1	576
17. Virginia Tech.....	4-1	546
18. Florida.....	4-1	483
19. Oklahoma.....	3-2	476
20. West Virginia.....	4-0	424
21. Utah.....	5-1	287
22. Arkansas.....	4-2	203
23. Auburn.....	4-2	166
24. Western Michigan.....	6-0	154
25. Navy.....	4-1	122

**OTHER BIG 12 RECEIVING VOTES:**

Oklahoma State 48, TCU 14.

**Amway Coaches' Top 25 (Week 7)**

1. Alabama (58).....	6-0	1570
2. Ohio State (4).....	5-0	1504
3. Clemson (1).....	6-0	1455
4. Michigan.....	6-0	1370
5. Washington.....	6-0	1329
6. Texas A&M.....	6-0	1256
7. Louisville.....	4-1	1201
8. Baylor.....	5-0	1061
9. Nebraska.....	5-0	1052
10. Wisconsin.....	4-1	995
11. Tennessee.....	5-1	919
12. Houston.....	5-1	754
13. Ole Miss.....	3-2	746
14. Florida.....	4-1	661
15. Boise State.....	5-0	628
16. Florida State.....	4-2	584
17. Miami.....	4-1	580
18. West Virginia.....	4-0	526
19. Virginia Tech.....	4-1	441
20. Oklahoma.....	3-2	424
21. Utah.....	5-1	408
22. Arkansas.....	4-2	194
23. Western Michigan.....	6-0	185
24. Arizona State.....	5-1	116
25. LSU.....	3-2	81

**OTHER BIG 12 RECEIVING VOTES:**

Oklahoma State 29, TCU 5.

**THE LAST TIME KANSAS STATE WAS...**

**Ranked:** 2014 Postseason (18th, AP; 18th, Coaches)  
**Not Ranked but Received Votes in AP Poll:** 10/4/2015  
**Not Ranked but Received Votes in Coaches' Poll:** 9/26/2016

/// WILDCATS IN THE NFL ///

With the 2016 NFL season kicking off last month, 10 former Kansas State are on active rosters.



The longest-tenured former Wildcats include cornerback **Terence Newman** (14th year, Minnesota), running back **Darren Sproles** (12th year, Philadelphia) and wide receiver **Jordy Nelson** (ninth year, Green Bay).

Making active rosters for the first time in their respective careers were first-year offensive lineman **B.J. Finney** (Pittsburgh) and rookie offensive lineman **Cody Whitehair** (Chicago), who was drafted in the second round this year. **Glenn Gronkowski** began the season on the active roster with Buffalo, but he is now on New England's practice squad.

Players who are on new teams in 2016 include linebackers **Emmanuel Lamur** (Minnesota) and **Arthur Brown** (Jacksonville).

Wide receiver **Tyler Lockett**, who earned a Pro Bowl nod as a rookie last season, is back for his second year with Seattle, while offensive lineman **Cornelius Lucas** begins his third NFL season with Detroit.

Name	Team	Pos.	Exp.
Arthur Brown	Jacksonville	LB	4th
B.J. Finney	Pittsburgh	OL	1st
Glenn Gronkowski*	New England	FB	R
Emmanuel Lamur	Minnesota	LB	5th
Tyler Lockett	Seattle	WR	2nd
Cornelius Lucas	Detroit	OT	3rd
Jordy Nelson	Green Bay	WR	9th
Terence Newman	Minnesota	CB	14th
Darren Sproles	Philadelphia	RB	12th
Cody Whitehair	Chicago	OL	R

\* On Practice Squad

**K-STATEHD.TV**

A WORLD-WIDE CONNECTION TO KANSAS STATE UNIVERSITY AND K-STATE ATHLETICS

The nation's No. 1 digital institutional network since its inception in 2011, K-StateHD.TV is an exclusive high-definition online network providing K-State a world-wide connection for athletic and academic endeavors.

Combined with more than 650 free videos, premium subscribers get nearly 1,000 videos a year, including over 125 live athletic events. Other premium features include pregame shows, weekly and postgame press conferences, and on-demand viewing of every football game and all home men's basketball, women's basketball, volleyball, and baseball games.

To learn more about K-StateHD.TV, or to subscribe to the service, visit [www.k-statehd.tv](http://www.k-statehd.tv).

K-State has had one football game each of the last five years shown exclusively on the platform, while the Sept. 24 contest against Missouri State was shown on KStateHD.TV. And, prior to every home game, K-State Gameday gets you ready for the action as **Brian Smoller** is joined by former K-State greats, such as **Ian Campbell**, **Nick Leckey** and **Travis Tannahill**, beginning one hour prior to kickoff.

**BARNETT SERVES AS VETERAN PRESENCE**

- A year after seeing his season end with an injury in the first half of the season opener, safety **Dante Barnett** came back with a vengeance in this year's opener at Stanford.
- Barnett, who received a medical hardship for the 2015 season, tallied four tackles, including 2.5 TFLs and his first career sack, which came in his 41st-career game.
- He has 3.5 TFLs this season, sitting just a half TFL shy of his career best of 4.0 in 2014.
- Barnett leads all K-State defenders with 202 career tackles, sitting 48 stops shy of becoming the 27th player in school history with 250 career tackles.
- The Tulsa, Oklahoma, ranks fifth among active Big 12 players in career tackles.

**SPECIAL TEAMS NOTES CATS TOPS IN NON-OFFENSIVE TDs**

- K-State is the nation's best in non-offensive touchdowns over the last 15-plus seasons as it has 104 since 1999.
- Since 1990, the Wildcats are 58-17 when scoring on special teams and 20-1 when scoring on special teams and defense, including an 18-0 mark under **Bill Snyder**.
- The Cats have had at least five non-offensive touchdowns in four of the last five years and in 15 of the 17 seasons since 1999.
- **Dominique Heath** gave K-State its first non-offensive score of 2016 as he raced 75 yard on a punt return for a touchdown in the third quarter against Florida Atlantic.
- **Byron Pringle's** 99-yard kick return and **D.J. Reed's** pick-six against Texas Tech gave K-State its 18th straight win under Snyder when scoring on special teams and on defense in the same game.

/// NON-OFFENSIVE TDs SINCE 1999 ///

School	Non-Offensive TDs
<b>K-State</b>	<b>104</b>
Texas	91
Virginia Tech	91
Miami	84

*Of the 104 non-offensive TDs since 1999, 36 have been punt returns, 33 interception returns, 25 kickoff returns, 8 fumble returns and 2 missed/blocked field goal returns.*

**SCORING IN THE THIRD PHASE**

- Kansas State has been far and away the best team among FBS programs over the last decade when it comes to scoring via a kickoff or punt return.
- The Wildcats have a combined 42 kickoff- and punt-return touchdowns since 2005, 14 more than any other FBS school over the last 11-plus seasons. Oklahoma State is second on the list with 28 combined kickoff- and punt-return touchdowns.
- K-State has been fairly consistent between kickoff and punt returns with 22 and 20 touchdowns, respectively, during the current stretch.
- K-State also extended its kickoff-return streak to 12 straight years with a return for a score, which is the longest current streak in the nation.

/// COMBINED KICK/PUNT RETURN TDs\* ///

	Kick/Punt Return TDs
<b>K-State</b>	<b>42</b>
Oklahoma State	28
Oregon	26
North Carolina	25
Florida	24

\* Since 2005

**DEFENSE IN THE THIRD PHASE**

- On the flip side, K-State has been just as consistent in terms of kickoff and punt coverage.
- The Cats have not allowed a kickoff-return touchdown in the last 42 games as the last time an opponent took a kickoff back for a score was Louisiana on Sept. 7, 2013.
- K-State finished the 2015 season ranked 12th nationally in kickoff return defense, but after Florida Atlantic averaged 23.5 yards on six returns, the Wildcats are currently 26th.
- Similarly, the Wildcats haven't allowed a punt-return score since the second game of 2014 – Sept. 6 at Iowa State – which is a span of 29 games.
- Kansas State enters this week's game tied for 19th nationally by allowing just 2.6 yards per punt return.

**RETURNERS RANK HIGH**

- K-State returners have routinely enjoyed success under head coach **Bill Snyder**, and it appears that 2016 will be no different as both **Dominique Heath** and **Byron Pringle** rank highly in the nation in the return categories.
- Heath enters play this week ranked second nationally with an 18.5-yard punt return average and is second in punt-return touchdowns. Pringle jumped from 14th to fourth in kickoff-return average at 34.0 yards thanks to his 99-yard touchdown return last week against Texas Tech.
- Both players have earned Big 12 Special Teams Player of the Week honors this year. Heath was honored after his 75-yard punt return touchdown against FAU, while Pringle earned nods following a combined 78 return yards in just one half against Missouri State and his effort against Texas Tech.
- Heath also had a touchdown reception against the Bears, becoming the first Wildcat since **Tramaine Thompson** against Missouri State in 2012 to have a receiving touchdown and punt-return score in the same game.

**KICKERS IN THE RECORD BOOK**

- Juniors **Matthew McCrane** and **Nick Walsh** have performed to historic marks as both are etching their names into the K-State record book.
- McCrane, a two-time All-Big 12 place kicker, made his first two field goals in at Stanford to extend a streak to a career record 16-straight makes.
- Additionally, he is ranks seventh in school history in career field goals made with 33 and eighth in career extra-points made with 77.
- Included in McCrane's PAT total is a school-record tying nine earlier this year against Florida Atlantic.
- A 2015 All-Big 12 punter and two-time member of the Ray Guy Award watch list, Walsh has booted to a career 41.8-yard average to rank sixth in K-State history.
- Walsh's career averaged has been aided by two big games this year when he recorded a 48.7-yard average in the season opener at Stanford prior to a career best 50.3-yard mark last week against Texas Tech.

2015 RECAP

19/19	<b>OKLAHOMA</b>	14	21	13	7	-	<b>55</b>
RV/NR	<b>K-STATE</b>	0	0	0	0	-	<b>0</b>

Oct. 17 | Bill Snyder Family Stadium | Manhattan, Kan. | 2:41 p.m. | Att: 52,867



**SEAN NEULAN**

**TEAM STATISTICS**

	OU	K-STATE
<b>FIRST DOWNS</b>	<b>30</b>	<b>7</b>
Rushing	12	5
Passing	18	2
Penalty	0	0
<b>NET YARDS RUSHING</b>	<b>232</b>	<b>65</b>
Rushing Attempts	52	31
Average Per Rush	4.5	2.1
Rushing Touchdowns	1	0
Yards Gained Rushing	262	103
Yards Lost Rushing	30	38
<b>NET YARDS PASSING</b>	<b>336</b>	<b>45</b>
Completions-Attempts-Int	25-32-0	5-22-3
Average Per Attempt	10.5	2.0
Average Per Completion	13.4	9.0
Passing Touchdowns	5	0
<b>TOTAL OFFENSE YARDS</b>	<b>568</b>	<b>110</b>
Total offense plays	84	53
Average Gain Per Play	6.8	2.1
<b>Fumbles: Number-Lost</b>	<b>1-0</b>	<b>0-0</b>
<b>Penalties: Number-Yards</b>	<b>3-24</b>	<b>1-5</b>
<b>PUNTS-YARDS</b>	<b>2-76</b>	<b>8-320</b>
Average Yards Per Punt	38.0	40.0
Net Yards Per Punt	38.0	40.0
Inside 20	0	3
50+ Yards	0	1
Touchbacks	0	0
Fair catch	1	6
<b>KICKOFFS-YARDS</b>	<b>10-598</b>	<b>1-65</b>
Average Yards Per Kickoff	59.8	65.0
Net Yards Per Kickoff	38.4	40.0
Touchbacks	7	1
<b>Punt returns: Number-Yards-TD</b>	<b>0-0-0</b>	<b>1-0-0</b>
Average Per Return	0.0	0.0
<b>Kickoff returns: Number-Yds-TD</b>	<b>0-0-0</b>	<b>3-39-0</b>
Average Per Return	0.0	13.0
<b>Interceptions: Number-Yds-TD</b>	<b>3-62-1</b>	<b>0-0-0</b>
<b>Fumble Returns: Number-Yds-TD</b>	<b>0-0-0</b>	<b>0-0-0</b>
<b>Possession Time</b>	<b>34:22</b>	<b>25:38</b>
1st Quarter	6:24	8:36
2nd Quarter	7:20	7:40
3rd Quarter	7:53	7:07
4th Quarter	12:45	2:15
<b>Third-Down Conversions</b>	<b>9 of 15</b>	<b>3 of 14</b>
<b>Fourth-Down Conversions</b>	<b>1 of 2</b>	<b>0 of 0</b>
<b>Red-Zone Scores-Chances</b>	<b>6-6</b>	<b>0-1</b>
Touchdowns	4-6	0-1
Field goals	2-6	0-1
<b>Sacks By: Number-Yards</b>	<b>6-31</b>	<b>3-16</b>
<b>PAT Kicks</b>	<b>7-7</b>	<b>0-0</b>
<b>Field Goals</b>	<b>2-2</b>	<b>0-1</b>

**Game Notes**

- Oklahoma extended its winning streak over K-State in Manhattan to six games as the Sooners have not lost in Manhattan since 1996... The road team has won each of the last five meetings as the last home team to win was Oklahoma in 2009.

- A capacity crowd of 52,867 attended today's game... It was the 24th consecutive sell-out dating back to 2012 and its 33rd sellout since the 2009 season... It was also the 16th-largest crowd in school history as 17 of the 20 largest home crowds have come since the beginning of 2013.

- K-State had its scoring streak of 234 consecutive games ended... It was the ninth-longest active streak in the nation, the second-longest active streak in the Big 12 and the 20th longest all-time... The Wildcats were held off the scoreboard for the first time since a 12-0 loss at Colorado in 1996... The scoring streak endured 153 conference games... K-State snapped a home scoring streak to 158-straight games as it was last held scoreless at home on Oct. 26, 1991 by Colorado (10-0).

- This was the worst home loss in terms of scoring margin by K-State in the Bill Snyder era and the worst loss by final margin since Oct. 26, 1974 at Oklahoma (63-0).

- Kansas State threw three interceptions this afternoon... It was the first time the Wildcats threw three picks in a game since Oct. 5, 2013 at Oklahoma State.

- Sophomore defensive tackle **Will Geary** set career highs in tackles (8), tackles for loss (3) and sacks (2).

**K-STATE FALLS TO OKLAHOMA**

**MANHATTAN, Kan.** — Kansas State had no answer for Oklahoma's offense as the Sooners put up 568 total yards on their way to a 55-0 victory over the Wildcats in front of a sold-out Bill Snyder Family Stadium. The loss marked the first time the Wildcats have been shutout at home since the 1991 season.

K-State's offense struggled to get anything going in the game, putting up 110 total yards in the game. Quarterbacks **Joe Hubener** and **Kody Cook** went a combined 5-for-22 for 45 yards and three interceptions between the pair.

Cook led all K-State rushers with 19 yards on the ground on 11 attempts. Junior **Charles Jones** led all running backs with 18 yards on five attempts. Overall, the Wildcats tallied 65 yards on the ground.

Sophomore defensive back **Sean Newlan** led K-State with a career-high 14 tackles. Redshirt freshman **Sam Sizelove** also had a career day, adding a career-high eight tackles, six of which were solo tackles. Sophomore defensive tackle **Will Geary** also set three new careers with eight tackles, three tackles for loss and two sacks in the game.

Quarterback **Baker Mayfield** led the Oklahoma offensive attack with five passing touchdowns on 20-of-27 attempts and 282 yards. Twelve different receivers caught passes led by **Dede Westbrook**'s five catches for 85 yards. Wide out **Sterling Shepard** had a pair of touchdown receptions on 83 yards receiving. Running back **Joe Mixon** had 73 yards on 15 carries to pace a Sooner rushing group that accumulated 232 yards on 30 carries.

Oklahoma opened the scoring 64 seconds into the game, taking the ball 75 yards in five plays to take the early 7-0 lead as Mayfield connected with Shepard for a 22-yard touchdown pass. Mayfield was perfect on the drive, completing all four of his passes for 71 yards.

The Sooners took advantage of good field position after a Hubener interception as Mixon caught a 10-yard pass from Mayfield to give the Sooners a 14-0 lead with nine minutes left in the first quarter.

Mayfield threw his third touchdown pass three minutes into the second quarter, connecting with Shepard on a 28-yard pass to push the lead to 21-0.

Oklahoma scored again with 7:29 remaining in the first half as wide receiver Mark Andrews caught a 3-yard pass from Mayfield, capping an 8-play, 58-yard drive to give Oklahoma a 28-0 advantage.

Another Hubener interception led to a fifth OU touchdown after the Sooners took the ball 27 yards on five plays to extend their lead to 35-0. The score was Mayfield's fifth touchdown pass of the half.

Defensive back **Zack Sanchez** returned a Cook pass 38-yards to give the Sooners a 42-0 lead just 22 seconds into the second half. The interception was Sanchez's second pick of the game.

The Sooners tacked on three more points five minutes later as placekicker **Austin Seibert** connected on a field goal — a 20-yarder — to extend the lead to 45-0. A 36-yard pass from Mayfield to Westbrook set up the field goal attempt.

Seibert added another field goal, this one from 19-yards, on the Sooners' next drive to push the lead to 48-0. Oklahoma scored its final touchdown at the 9:44 mark of the fourth quarter, as Mixon scored the only rushing touchdown of the game to give the Sooners a 55-0 lead. The rush capped a 7:42 drive which went for 53 yards on 12 plays.

**SCORING SUMMARY**

Team	Qtr/Time	Scoring Play	Conversion	Plays-Yds-TOPScore
OU	1st/13:56	Shepard 22 yd pass from Mayfield	Seibert kick	5-75-1:04 7-0
OU	1st/8:33	Mixon 10 yd pass from Mayfield	Seibert kick	2-16-0:27 14-0
OU	2nd/12:00	Shepard 28 yd pass from Mayfield	Seibert kick	5-80-1:26 21-0
OU	2nd/7:29	Andrews 3 yd pass from Mayfield	Seibert kick	8-58-2:51 28-0
OU	2nd/4:59	Westbrook 4 yd pass from Mayfield	Seibert kick	5-27-1:39 35-0
OU	3rd/14:38	Sanchez 38 yd interception return	Seibert kick	42-0
OU	3rd/9:27	Seibert 20 yd field goal		9-49-3:33 45-0
OU	3rd/3:28	Seibert 19 yd field goal		12-55-4:20 48-0
OU	4th/9:44	Mixon 1 yd run	Seibert kick	13-94-5:03 55-0

**STATISTICAL LEADERS**

**► Kansas State**

Rushing	Att	Yds	TD	Lg	Avg
Cook	11	19	0	16	1.7
Jones	5	18	0	8	3.6
Hubener	9	16	0	7	1.8
Gronkowski	1	7	0	7	7.0
Silmon	3	3	0	4	1.0

Passing	C-A-I	Yds	TD	Lg	Sack
Hubener	4-14-2	39	0	31	2
Cook	1-8-1	6	0	6	4

Receiving	Rec	Yds	TD	Lg
Cook	2	38	0	31
Davis	1	6	0	6
Klein	1	5	0	5
Heath	1	-4	0	0

**► Oklahoma**

Rushing	Att	Yds	TD	Lg	Avg
Mixon	15	73	1	15	4.9
Perine	11	56	0	13	5.1
Brooks	11	41	0	20	3.7
Mayfield	9	33	0	28	3.7

Passing	C-A-I	Yds	TD	Lg	Sack
Mayfield	20-27-0	282	5	36	3
Knight	4-4-0	53	0	34	0

Receiving	Rec	Yds	TD	Lg
Westbrook	5	85	1	36
Shepard	4	83	2	28
Neal	4	55	0	20
Mixon	3	29	1	14
Perine	2	20	0	16

/// THE SNYDER FILE ///

Date of Birth:	October 7, 1939
Hometown:	St. Joseph, Mo.
Spouse:	Sharon
Children:	Sean, Ross, Shannon, Meredith, Whitney
Grandchildren:	Sydney, Katherine, Tate, Matthew, Alexis, Gavin, Kadin and Tylin
Great Grandchildren:	D.J.

**EDUCATION**

Received B.A. from William Jewell in 1963
Received M.A. from Eastern New Mexico in 1965

**PLAYING EXPERIENCE**

Three-year letterwinner as a defensive back at William Jewell

**COACHING EXPERIENCE**

Year	Position	School
1964	Assistant Coach	Indio HS
1966	Graduate Assistant	USC
1967-68	Head Coach	Indio HS
1969-73	Head Coach	Santa Ana Foothill HS
1974-75	Off. Coordinator	Austin College
1976-78	Assistant Coach	North Texas
1979-88	Off. Coordinator	Iowa
1989-2005, 09-16	Head Coach	Kansas State

**YEAR-BY-YEAR RECORD**

Year	Overall	Big 8/12	Finish
1989	1-10-0	0-7-0	8th
1990	5-6-0	2-5-0	T6th
1991	7-4-0	4-3-0	4th
1992	5-6-0	2-5-0	T6th
1993	9-2-1	4-2-1	3rd
▶ <i>Copper Bowl Champions</i>			
1994	9-3-0	5-2-0	3rd
▶ <i>Aloha Bowl</i>			
1995	10-2-0	5-2-0	T2nd
▶ <i>Holiday Bowl Champions</i>			
1996	9-3-0	6-2-0	3rd-N
▶ <i>Cotton Bowl</i>			
1997	11-1-0	7-1-0	2nd-N
▶ <i>Fiesta Bowl Champions</i>			
1998	11-2-0	8-0-0	1st-N
▶ <i>Big 12 North Champions</i>			
▶ <i>Alamo Bowl</i>			
1999	11-1-0	7-1-0	T1st-N
▶ <i>Holiday Bowl Champions</i>			
2000	11-3-0	6-2-0	1st-N
▶ <i>Big 12 North Champions</i>			
▶ <i>Cotton Bowl Champions</i>			
2001	6-6-0	3-5-0	T4th-N
▶ <i>Insight.com Bowl</i>			
2002	11-2-0	6-2-0	2nd-N
▶ <i>Holiday Bowl Champions</i>			
2003	11-4-0	6-2-0	1st
▶ <i>Big 12 North Champions</i>			
▶ <i>Big 12 Champions</i>			
▶ <i>Fiesta Bowl</i>			
2004	4-7-0	2-6-0	T5th-N
2005	5-6-0	2-6-0	6th-N
2009	6-6-0	4-4-0	T2nd-N
2010	7-6-0	3-5-0	T3rd-N
▶ <i>New Era Pinstripe Bowl</i>			
2011	10-3-0	7-2-0	2nd
▶ <i>AT&amp;T Cotton Bowl</i>			
2012	11-2-0	8-1-0	1st
▶ <i>Big 12 Champions</i>			
▶ <i>Tostitos Fiesta Bowl</i>			
2013	8-5-0	5-4-0	5th
▶ <i>Buffalo Wild Wings Bowl Champions</i>			
2014	9-4-0	7-2-0	
▶ <i>Alamo Bowl</i>			
2015	6-7-0	3-6-0	
▶ <i>Liberty Bowl</i>			
2016	3-2-0	1-1-0	
<b>TOTAL</b>	<b>196-103-1</b>	<b>113-78-1</b>	



# BILL SNYDER

Head Coach  
25th Year - William Jewell '63

Precise. Intense. Tireless. Accomplished. Dedicated. Caring. Hall of Famer. Kansas State head coach **Bill Snyder** is all of these and much more.

To understand the full picture of Snyder, it is necessary to acknowledge his values, sincerity and warmth, along with the concern he shows for the people around him – all qualities that solidify his reputation as an innovator and mentor in college athletics.

The architect of the “greatest turnaround in college football history” returned to the sidelines in 2009 with hopes of revitalizing a program that he once built, piece by piece, into a national force. And, after seven seasons back in charge, he has done just that – and then some.

Over the past seven years under Snyder, K-State has totaled 57 victories – an average of 8.1 wins per year – advanced to six-straight bowl games, won a conference championship in 2012 and finished third or better in the ultra-competitive Big 12 Conference in three of the last five seasons.

Turning around a program not only once, but twice, is one of the biggest reasons why Snyder became just the fourth person all-time to be elected to the College Football Hall of Fame as an active coach. The man who said, “No,” to those who said it couldn’t be done in Manhattan, Kansas, was enshrined in the hall in December 2015.

Snyder’s squad was put to the ultimate test in 2015 as virtually everyone outside of the new Vanier Family Football Complex had concluded the season to be a failure in the middle of November. The difficulty of withstanding a large personnel turnover from the previous season was compounded by injuries at multiple positions early in the season, namely at quarterback and in the secondary. Following yet another rally that fell short at Texas Tech, the Wildcats were reeling, standing a 3-6 and suffering through a six-game losing streak.

With their backs firmly against the wall, the Wildcats trailed to Iowa State, 35-14, at halftime and saw a five-year bowl streak slipping away. However, Snyder’s resilient group fought back and scored 10 points over the final 42 seconds of the contest to earn a 38-35 win and kick start a stretch of three-straight wins to end the season and become bowl eligible for a sixth-straight campaign.

Following the win against Iowa State, K-State routed its in-state rival, Kansas, for seventh-straight season and made another fourth-quarter comeback, this time against West Virginia, for a 24-23 win to earn another bowl berth. The in-season turnaround in 2015 was one of the best in school history, rivaled only by Snyder’s 2002 and 2013 squads. With the feat, K-State became just the sixth Power 5 team in the 12-game schedule era (2006) to stave off bowl elimination in at least three-straight games (2-6 or 3-6 record). Additionally, the Wildcats became just the third team since 1980 (joining 2011 Illinois and 2015 Indiana) to have a six-game losing streak yet finish the season with bowl eligibility.

Throughout his entire coaching career, Snyder has emphasized an importance in special teams, and it was the specialty units that spearheaded the in-season turn around in 2015 as kick returner **Morgan**

**Burns** was named the Big 12 Special Teams Player of the Year and an All-American by numerous outlets. In all, 10 Wildcats earned All-Big 12 honors, led by first teamers Burns, offensive lineman **Cody Whitehair**, place kicker **Jack Cantele** and fullback **Winston Dimel**.

Act Two of the renowned career started in 2009 when the Wildcats went 6-6 prior to a 7-5 campaign in 2010 and a berth in the inaugural Pinstripe Bowl. K-State’s climb back into the nation picture continued in 2011 as the Cats went 10-3, finished No. 8 in the BCS standings and earned their first Cotton Bowl invitation since 2001.

The bar was raised again in 2012 as Snyder led the Cats to their third conference championship in school history. Kansas State, which won its first 10 games of the season and finished the regular season at 11-1 with an 8-1 mark in Big 12 play, tied the school record for overall wins and conference victories while also ascending to No. 1 in the BCS rankings following its 10-0 start. Snyder went on to win the Bobby Dodd Coach of the Year Award as well as top Big 12 coach honors for the second straight season following the Cats’ memorable 2012 season that culminated with a berth in the Tostitos Fiesta Bowl.

Named the 32nd head football coach at K-State on Nov. 30, 1988, and again as the 34th on Nov. 24, 2008, Snyder has amassed a 196-103-1 (.655) record during his tenure with the Wildcats, including a 113-78-1 (.591) mark in Big 8/12 games. His 187 victories are more than four times the man in second place on K-State’s all-time coaching victories list.

Snyder’s unprecedented success in 24 years at Kansas State has not gone unnoticed. He has been named the National Coach of the Year on five occasions (1991, 1994, 1998, 2011 and 2012). He has been a finalist for the prestigious Bear Bryant/FWAA National Coach of the Year Award in 1993, 1995, 2011 and 2012 before winning in 1998; a finalist for the Football News National Coach of the Year Award in 1995 and 1998; and a finalist for the AFCA National Coach of the Year Award in 1993 and 1998.

In 1993, he joined legendary Nebraska head coach Bob Devaney as the only head coaches in Big Eight history to be named Associated Press Big Eight Coach of the Year three times in a four-year period (1990, 1991 and 1993).

During his three-year hiatus, Snyder remained involved with the university and is currently a member of several halls of fame, while the long-time mentor is also involved in many organizations, and both of those lists are on page 58 of the 2016 K-State Football Media Guide.

Snyder, 74, received his B.A. from William Jewell in 1963. He earned his M.A. from Eastern New Mexico in 1965. As a player, he was a three-year letterwinner as a defensive back at William Jewell. Snyder and his wife, **Sharon**, have two sons (**Sean** and **Ross**) and three daughters (**Shannon**, **Meredith** and **Whitney**). They also have eight grandchildren, **Sydney**, **Katherine**, **Tate**, **Matthew**, **Alexis**, **Gavin**, **Kadin** and **Tylin**, and one great-grandson, **D.J.**

**SNYDER ALL-TIME AGAINST OPPONENTS**

Akron.....	1-0-0	Louisiana-Monroe.....	2-0-0	South Dakota.....	1-0-0
Arizona State.....	1-1-0	Louisiana Tech.....	3-0-0	Stanford.....	0-1-0
Arkansas.....	0-2-0	Marshall.....	1-1-0	Stephen F. Austin.....	1-0-0
Auburn.....	0-1-0	Massachusetts.....	3-0-0	Syracuse.....	1-2-0
Ball State.....	1-0-0	McNeese State.....	1-0-0	TCU.....	2-2-0
Baylor.....	5-5-0	Miami.....	2-0-0	Temple.....	3-0-0
Boston College.....	0-1-0	Michigan.....	1-0-0	Tennessee.....	1-0-0
Bowling Green.....	1-0-0	Minnesota.....	2-0-0	Tennessee Tech.....	1-0-0
BYU.....	0-1-0	Missouri.....	15-5-0	Texas.....	6-4-0
California.....	1-0-0	Missouri State.....	3-0-0	Texas A&M.....	4-5-0
Cincinnati.....	2-0-0	Montana.....	1-0-0	Texas Tech.....	8-5-0
Colorado.....	6-12-1	Nebraska.....	5-14-0	Troy.....	1-0-0
Colorado State.....	1-0-0	New Mexico.....	1-0-0	UCF.....	1-0-0
Eastern Illinois.....	1-0-0	New Mexico State.....	4-0-0	UCLA.....	1-2-0
Eastern Kentucky.....	1-0-0	North Dakota State.....	0-1-0	UNLV.....	2-0-0
Florida Atlantic.....	1-0-0	North Texas.....	5-0-0	USC.....	2-0-0
Florida International.....	1-0-0	Northern Illinois.....	4-2-0	UTEP.....	2-0-0
Fresno State.....	0-1-0	Northern Iowa.....	0-1-0	UTSA.....	1-0-0
Idaho State.....	1-0-0	Ohio.....	1-0-0	Utah State.....	1-1-0
Indiana State.....	3-0-0	Ohio State.....	0-1-0	Washington.....	1-1-0
Iowa.....	1-0-0	Oklahoma.....	8-13-0	West Virginia.....	4-1-0
Iowa State.....	20-4-0	Oklahoma State.....	11-6-0	Western Illinois.....	1-0-0
Kansas.....	20-4-0	Oregon.....	0-1-0	Western Kentucky.....	3-0-0
Kent State.....	1-0-0	Purdue.....	0-1-0	Wyoming.....	1-0-0
Louisiana.....	3-1-0	Rice.....	2-0-0		



# ASSISTANT COACHES

K-State's 2016 coaching staff boasts a combined 253 years of college or pro coaching experience, 150 bowls and 34 years of head coaching experience. Former head coaches include co-offensive coordinators **Dana Dimel** (Wyoming, Houston) and **Del Miller** (Missouri State), along with defensive coordinator **Tom Hayes** (Kansas [interim]). In addition, the staff includes five graduates from K-State, which is the most nationally among schools in Power 5 Conferences.



**SEAN SNYDER**

Associate Head Coach/Special Teams Coord.  
22nd Year - Kansas State '94

- The 2015 Special Teams Coordinator of the Year by FootballScoop.com who was a finalist for the award the previous three seasons.
- The Wildcats' collective special teams units ranked No. 1 in the nation in 2015 by Phil Steele.
- Tutored three-straight Big 12 Special Teams Player of the Year honorees in

**Tyler Lockett** (2013-14) and **Morgan Burns** (2015).  
• Was a Consensus All-American punter for K-State in 1992, averaging a school-record 44.7 yards per punt.



**DANA DIMEL\***

Co-Offensive Coordinator/RBs/TEs  
19th Year - Kansas State '86

- Co-coordinated an offense that has ranked in the top 27 nationally in red zone efficiency each of the last six seasons.
- Helped lead K-State to a No. 2 national ranking in red zone offense in 2015 (94.5-percent), including a perfect 25-for-25 mark over the final seven games.
- Tutored FBs **Winston Dimel** and **Glenn Gronkowski** to 2015 All-Big 12 honors.

• Was the head coach at Wyoming (1997-99) and Houston (2000-02).  
• Coached **Rob Gronkowski** at Arizona, who is now an All-Pro tight end for the New England Patriots.



**TOM HAYES**

Defensive Coordinator/Secondary  
Sixth Year - Iowa '71

- Entering his 40th season in the coaching profession in 2016.
- Tutored defensive backs to a combined 73 interception in last five years, including 15 in 2014 to rank 23rd nationally and second in the Big 12.
- The 2014 Wildcats ranked second in the Big 12 scoring defense and third in total and red zone defense.

• Has seven years of NFL coaching experience with Washington (1995-99) and New Orleans (2006-07).  
• Was the interim head coach for the final three games of the 2001 season at Kansas.



**DEL MILLER\***

Co-Offensive Coordinator/Quarterbacks  
20th Year - Central College '72

- Has coached some of the most prolific quarterbacks in school history, including **Chad May**, **Michael Bishop**, **Eil Roberson**, **Collin Klein** and **Jake Waters**.
- Helped Wildcat QBs rank 18th nationally in yards per completion in 2015 (14.12).
- Helped turn Klein into a balanced quarterback in 2012 when he won the Unitas Award and was a Heisman Trophy finalist.

• Coached with Bill Snyder for 10 years at Iowa and was part of Snyder's first staff at K-State.  
• Was the head coach at Missouri State from 1995-98.



**ANDRE COLEMAN**

Pass Game Coordinator/Wide Receivers  
Fourth Year - Kansas State '11

- Tutored the first Wildcat duo to both eclipse 1,000 yards in **Tyler Lockett** and **Curry Sexton** in 2014, the top receiving duo in the nation in 2014.
- Receiving corps broke school record for catches and yards in both 2013 and 2014.
- Helped guide Lockett (2013-14) and **Morgan Burns** (2015) to Big 12 Special Teams Player of the Year honors as kickoff and punt returners.

• A 1993 All-American at K-State who had 3,443 career all-purpose yards.  
• Played five years in the NFL, and became first former Wildcat to score a touchdown in the Super Bowl (XXIX).



**MIKE COX\***

Linebackers  
Fifth Year - Idaho '89

- Has coached five All-Big 12 linebackers since 2012, including All-American **Arthur Brown**, who was selected in the second round of the 2013 NFL Draft.
- Tutored **Elijah Lee** to All-Big 12 honors in 2015, the first Wildcat underclassmen LB to earn first or second team honors since **Mark Simoneau** in 1998.
- Helped Wildcats finish eighth in school history with 38 sacks in 2015.

• Has two years of NFL experience with the St. Louis Rams (2007-08).  
• An all-conference linebacker at Idaho who was inducted into the Idaho Athletic Hall of Fame in 2014.



**CHARLIE DICKEY**

Run Game Coordinator/Offensive Line  
Eighth Year - Arizona '87

- Has coached 18 All-Big 12 offensive linemen at K-State since 2009.
- Helped K-State rank second nationally in red zone efficiency in 2015.
- Tutored the first two OL in school history to earn four all-conference honors in **B.J. Finney** (2011-14) and **Cody Whitehair** (2012-15).
- His line has paved the way for an avg. of 32 rushing TDs per year in 2009.

• Came to K-State following his fourth year at Utah, helping Utes go 13-0 with a Sugar Bowl win over Alabama.  
• Played at Arizona from 1983-84, compiling a streak of 1,230 consecutive offensive plays.



**MO LATIMORE**

Interior Defensive Line  
33rd Year - Kansas State '76

- Longest-tenured coach in Big 12 as 2015 is his 33rd year at K-State.
- Second-longest tenured assistant coach in the nation.
- Has coached an All-Big 12 defensive tackle each of the last five seasons.
- Has helped coach a top-five national defense seven times (1995, 1997-2002).
- Began coaching career as a G.A. at K-State in 1976 and was on staff for

school's first bowl season (1982).  
• All-American offensive lineman for K-State from 1970-71 who played four years in the CFL.



**BLAKE SEILER**

Defensive Ends  
Eighth Year - Kansas State '07

- A four-year staff assistant who earned his first full-time assistant coaching role in 2013.
- Tutored **Ryan Mueller** to 2013 Big 12 Defensive Lineman of the Year honors.
- Mueller had school-record tying 11.5 sacks in 2013 and also earned All-Big 12 honors in 2014.

• Three-year letterwinner at K-State, who was a captain for the 2006 season.  
• Spent two years as a structural engineer at Cessna Aircraft Company after graduating.



**OWEN JORDAN**

Offensive GA  
First Year - Lincoln '15



**ROSS METHENY\***

Defensive GA  
Second Year - Virginia '12



**DREW LIDDLE\***

Offensive GA  
Second Year - K-State '14



**TRE WALKER**

Defensive GA  
First Year - K-State '13

\* Denotes in the press box on gameday

**ALPHABETICAL**

NO	NAME	POS
21	Kendall Adams	DB
21	Devin Anctil	P
70	Will Ash	OL
44	Kyle Ball	DE
34	Alex Barnes	RB
22	Dante Barnett	DB
18	Brogan Barry	DB
61	Abdul Beecham	OL
82	Brett Bell	TE
76	Ajhane Brager	OL
33	Tyler Burns	RB
49	Wesley Buris	LS
6	Deante Burton	WR
93	Davis Clark	DE
48	Konnor Cook	FB
91	Mitch Copeland	DT
54	Dylan Couch	OL
57	Colborn Couchman	LB
72	Evan Curl	OL
35	Will Davis	LB
5	Alex Delton	QB
38	Winston Dimel	FB
99	Trey Dishon	DT
7	Cedric Dozier	DB
6	Johnathan Durham	DB
16	Jesse Ertz	QB
78	Bryce Fitzner	OL
74	Scott Frantz	OL
89	Blaise Gammon	TE
60	Will Geary	DT
36	Tevin Geddis	DB
13	Wykeen Gill	QB
20	Denzel Goolsby	DB
28	Nate Guidry, Jr.	DB
14	Hunter Hall	QB
38	Dalton Harmon	LS
2	Isaiah Harris	WR
4	Dominique Heath	WR
79	Adam Holtorf	OL
8	Joe Hubener	QB
32	Justin Hughes	LB
31	Da'Marrio Jackson-Smith	DB
56	Terrale Johnson	OL
30	Chase Johnston	FB
24	Charles Jones	RB
84	Matt Jones	TE
47	Osvelt Joseph	DE
77	Nick Kaltmayer	OL
39	Austin Katsorelos	FB
96	Kaelin Key	DT
65	Tom Killilea	OL
46	Jayd Kirby	LB
27	Tanner Langvardt	WR
9	Elijah Lee	LB
87	Nick Lenners	TE
59	Jason Lierz	OL
9	Mitch Lochbihler	P
10	Blake Lynch	PK
5	Jesse Mack	DB
13	Ryan Mack	DB
90	Bronson Massie	DE

NO	NAME	POS	HT	WT	YR-EX	HOMETOWN (LAST SCHOOL)
2	# Isaiah Harris	WR	5-8	160	Fr.-HS	Fort Worth, Texas (All Saints Episcopal)
2	# D.J. Reed	DB	5-9	188	So.-TR	Bakersfield, Calif. (Cerritos College)
3	# Elijah Sullivan	LB	6-0	220	Fr.-RS	Tucker, Ga. (Tucker)
3	# Dalvin Warmack	RB	5-8	187	So.-1L	Blue Springs, Mo. (Blue Springs)
4	# Dominique Heath	WR	5-9	175	So.-1L	Huntersville, N.C. (Hopewell)
4	# Jordan Noil	DB	6-2	175	So.-TR	Duluth, Ga. (Hutchinson CC)
5	# Alex Delton	QB	6-0	201	Fr.-RS	Hays, Kan. (Hays)
5	# Jesse Mack	DB	6-0	180	Sr.-1L	Spartanburg, S.C. (Highland CC)
6	# Deante Burton	WR	6-2	209	Sr.-3L	Manhattan, Kan. (Manhattan)
6	# Johnathan Durham	DB	6-0	181	Fr.-RS	Aledo, Texas (Aledo)
7	# Cedric Dozier	DB	5-10	180	Sr.-TR	Roanoke, Ala. (Univ. of California)
7	# Isaiah Zuber	WR	6-0	180	Fr.-RS	Stone Mountain, Ga. (Stephenson)
8	# Joe Hubener	QB	6-5	212	Sr.-2L	Cheney, Kan. (Cheney)
8	# Duke Shelley	DB	5-9	175	So.-1L	Tucker, Ga. (Tucker)
9	# Elijah Lee	LB	6-3	228	Jr.-2L	Blue Springs, Mo. (Blue Springs)
9	# Mitch Lochbihler	P	6-7	240	Jr.-SQ	Charlotte, N.C. (Charlotte Catholic)
9	# Byron Pringle	WR	6-2	205	So.-TR	Tampa, Fla. (Butler CC)
10	# Blake Lynch	PK	5-5	141	Fr.-HS	Goddard, Kan. (Eisenhower)
10	# Lucas Munds	WR	6-3	200	Sr.-SQ	Hutchinson, Kan. (Hutchinson)
10	# Donnie Starks	DB	6-0	180	Sr.-2L	Crosby, Texas (Crosby)
10	# Skylar Thompson	QB	6-2	203	Fr.-HS	Independence, Mo. (Fort Osage)
12	# AJ Parker	DB	5-11	163	Fr.-HS	Bartlesville, Okla. (Bartlesville)
12	# Corey Sutton	WR	6-2	200	Fr.-HS	Charlotte, N.C. (Mallard Creek)
13	# Wykeen Gill	QB	6-0	170	Fr.-HS	Atchison, Kan. (Atchison)
13	# Ryan Mack	DB	5-9	184	Jr.-1L	Buford, Ga. (Buford)
13	# Steven West	WR	6-1	202	Sr.-2L	Keller, Texas (Fossil Ridge)
14	# Hunter Hall	QB	6-3	224	Fr.-RS	Clearwater, Kan. (Clearwater)
14	# Nick Walsh	P	5-11	202	Jr.-2L	Lyndon, Kan. (Lyndon)
15	# Walter Neil, Jr.	DB	5-9	159	Fr.-HS	Lawton, Okla. (MacArthur)
15	# Zach Reuter	WR	6-3	194	So.-1L	Columbia, Mo. (Rock Bridge)
16	# Jesse Ertz	QB	6-3	212	Jr.-1L	Burlington, Iowa (Mediapolis)
16	# Matthew McCrane	PK	5-10	165	Jr.-2L	Brownwood, Texas (Brownwood)
17	Aulelio Olomua	DE	6-5	245	Sr.-SQ	Mesa, Ariz. (Mesa CC)
18	# Brogan Barry	DB	6-2	198	Jr.-1L	Topeka, Kan. (Hayden)
18	# D.J. Render	WR	5-10	165	Fr.-HS	Kennesaw, Ga. (North Cobb)
19	Colby Moore	WR	6-1	198	So.-1L	Argyle, Texas (Liberty Christian)
20	Denzel Goolsby	DB	5-11	192	Fr.-RS	Wichita, Kan. (Bishop Carroll)
21	# Kendall Adams	DB	6-1	217	So.-1L	Fort Worth, Texas (All Saints Episcopal)
21	# Devin Anctil	P	6-0	216	So.-TR	Lenexa, Kan. (Coffeyville CC)
21	# Carlos Strickland	WR	6-4	200	Fr.-TR	Dallas, Texas (Univ. of California)
22	# Dante Barnett	DB	6-1	194	Sr.-4L	Tulsa, Okla. (Booker T. Washington)
22	# Nick McLellan	P	6-2	175	Fr.-RS	West Des Moines, Iowa (Dowling Catholic)
23	# Mike McCoy	RB	6-2	218	Fr.-HS	Topeka, Kan. (Topeka)
23	# Cre Moore	DB	6-0	184	Jr.-1L	Broken Arrow, Okla. (Broken Arrow)
24	# Charles Jones	RB	5-10	208	Sr.-2L	Mandeville, La. (Mandeville)
24	# Brock Monty	DB	6-1	198	Fr.-HS	Wichita, Kan. (Kapaun Mt. Carmel)
25	# Terrance Richards	RB	5-9	214	Fr.-RS	Rochester, N.Y. (Aquinas Institute)
25	# Cody Savage	WR	6-4	188	So.-TR	Canton, Kan. (Hutchinson CC)
26	Cameron Morgan	DB	5-10	194	Sr.-SQ	Omaha, Neb. (Westside)
27	Tanner Langvardt	WR	6-2	192	So.-SQ	Council Grove, Kan. (Council Grove)
28	Nate Guidry	DB	6-0	189	Jr.-SQ	Fort Worth, Texas (Arlington Heights)
29	Sean Newlan	DB	6-2	204	Jr.-2L	Prairie View, Kan. (Phillipsburg)
30	Chase Johnston	FB	6-3	226	Fr.-RS	Carl Junction, Mo. (Carl Junction)
31	Da'Marrio Jackson-Smith	DB	5-11	184	Fr.-RS	Miami, Fla. (Monsignor Pace)
32	# Justin Hughes	LB	6-1	223	Fr.-RS	Tucker, Ga. (Tucker)
32	# Justin Silmon	RB	5-10	198	So.-1L	Tulsa, Okla. (Union)
33	Tyler Burns	RB	5-11	209	Fr.-HS	Wichita, Kan. (Trinity Academy)
34	# Alex Barnes	RB	6-1	221	Fr.-RS	Pittsburg, Kan. (Pittsburg)
34	# Tanner Wood	DE	6-5	263	Jr.-2L	Conway Springs, Kan. (Conway Springs)
35	Will Davis	LB	6-0	227	Sr.-3L	Southlake, Texas (Carroll)
36	Tevin Geddis	DB	5-11	180	Sr.-TR	Wichita, Kan. (Washburn)
37	Tyler White	LB	6-1	221	So.-SQ	Lawrenceville, Ga. (Central Gwinnett)
38	# Winston Dimel	FB	6-1	235	So.-1L	Manhattan, Kan. (Manhattan)
38	# Dalton Harman	LS	6-2	243	So.-SQ	Salina, Kan. (Salina South)
39	Austin Katsorelos	FB	6-1	230	Sr.-SQ	Leawood, Kan. (Blue Valley)

NO	NAME	POS	HT	WT	YR-EX	HOMETOWN (LAST SCHOOL)
40	Ian Patterson	PK	6-0	210	Sr.-3L	Columbia, Mo. (Rock Bridge)
41	Sam Sizelove	LB	6-3	223	So.-1L	Argyle, Texas (Argyle)
42	Kade True	FB	6-3	233	Jr.-SQ	Salina, Kan. (Salina Central)
43	Drew Scott	LS	6-2	210	Jr.-SQ	Cedar Rapids, Iowa (Xavier)
44	Kyle Ball	DE	6-2	241	Fr.-HS	Prairie Village, Kan. (Shawnee Mission East)
45	David Tullis	LS	5-11	196	Jr.-TR	Derby, Kan. (Butler CC)
46	Jayd Kirby	LB	6-2	220	Jr.-1L	Blooming Grove, Texas (Navarro College)
47	Osvelt Joseph	DE	6-2	235	So.-TR	Miami, Fla. (Garden City CC)
48	Konnor Cook	FB	6-0	241	Jr.-TR	Louisburg, Kan. (Hutchinson CC)
49	Wesley Burris	LS	6-0	195	Fr.-HS	Olathe, Kan. (Olathe East)
50	Jordon Robertson	DT	6-3	245	Fr.-HS	Dallas, Texas (Bishop Dunne)
51	Reggie Walker	DE	6-2	235	Fr.-RS	Ponchatoula, La. (Ponchatoula)
52	Charmeachealle Moore	LB	6-0	228	Sr.-3L	Dallas, Texas (Skyline)
53	Blake Richmeier	LB	6-1	226	So.-TR	Holcomb, Kan. (Butler CC)
54	Dylan Couch	OL	6-1	284	Fr.-HS	Pryor, Okla. (Pryor)
55	Ian Rudzik	LB	6-1	229	Fr.-HS	Ulysses, Kan. (Ulysses)
56	Terrale Johnson	OL	6-1	312	Sr.-1L	Manhattan, Kan. (Hutchinson CC)
57	Colborn Couchman	LB	6-2	223	Sr.-3L	Scott City, Kan. (Scott Community)
58 #	Breontae Matthews	OL	6-5	340	Jr.-TR	Washington, D.C. (Fullerton College)
58 #	Trent Tanking	LB	6-2	224	Jr.-2L	Holton, Kan. (Holton)
59	Jason Lierz	OL	6-4	284	Sr.-SQ	Manhattan, Kan. (Hutchinson CC)
60	Will Geary	DT	6-0	298	Jr.-2L	Topeka, Kan. (Topeka)
61	Abdul Beecham	OL	6-3	304	So.-TR	Judson, Texas (Blinn College)
62	Tyler Mitchell	OL	6-4	301	Fr.-RS	Mathews, Ala. (Montgomery Academy)
64	Glenn Williams	OL	6-6	320	Fr.-RS	Coppell, Texas (Coppell)
65	Tom Killilea	OL	6-5	250	Fr.-HS	Overland Park, Kan. (St. Thomas Aquinas)
66	Logan O'Dea	DT	5-11	270	Sr.-SQ	Wellsville, Kan. (Wellsville)
67	Reid Najvar	OL	6-4	295	Jr.-SQ	Spring, Texas (Klein Oak)
70	Will Ash	OL	6-3	314	Sr.-3L	Indianapolis, Ind. (Cathedral)
71	Dalton Risner	OL	6-5	300	So.-1L	Wiggins, Colo. (Wiggins)
72	Evan Curl	OL	6-5	280	Fr.-RS	Flower Mound, Texas (Flower Mound)
73	Alec Ruth	OL	6-7	300	So.-SQ	Highlands Ranch, Colo. (Valor Christian)
74	Scott Frantz	OL	6-5	293	Fr.-RS	Lawrence, Kan. (Free State)
75	Jordan Willis	DE	6-5	258	Sr.-3L	Kansas City, Mo. (Rockhurst)
76	Ajahne Brager	OL	6-3	303	Jr.-2L	Magnolia, Texas (Magnolia)
77 #	Nick Kaltmayer	OL	6-7	280	So.-TR	Edwardsville, Ill. (Western Illinois)
77 #	Aidan Murray	DT	6-1	255	Fr.-RS	Salina, Kan. (Southeast Saline)
78	Bryce Fitzner	OL	6-7	292	So.-SQ	Poway, Calif. (Francis Parker)
79	Adam Holtorf	OL	6-4	291	Fr.-RS	Seward, Neb. (Seward)
81	Kaeson Risner	TE	6-4	235	Fr.-HS	Wiggins, Colo. (Wiggins)
82	Brett Bell	TE	6-6	247	Fr.-HS	Wichita, Kan. (Bishop Carroll)
83	Dalton Schoen	WR	6-1	202	Fr.-RS	Overland Park, Kan. (Blue Valley Northwest)
84	Matt Jones	TE	6-6	255	Jr.-TR	Melvern, Kan. (Butler CC)
87	Nick Lenners	TE	6-4	244	Fr.-HS	Lincoln, Neb. (Lincoln Southwest)
88	Dayton Valentine	TE	6-4	264	So.-1L	Baldwin City, Kan. (Baldwin)
89	Blaise Gammon	TE	6-7	263	Fr.-RS	Overland Park, Kan. (Blue Valley West)
90	Bronson Massie	DE	6-4	220	Fr.-HS	Lufkin, Texas (Lufkin)
91	Mitch Copeland	DT	6-0	263	So.-SQ	Wichita, Kan. (Collegiate)
92	Matt Seiwert	DT	6-3	285	Jr.-1L	Conway Springs, Kan. (Conway Springs)
93	Davis Clark	DE	6-2	260	Jr.-1L	Overland Park, Kan. (Blue Valley West)
94	C.J. Reese	DE	6-1	260	So.-SQ	San Antonio, Texas (James Madison)
95	Ray Price	DT	6-2	290	Jr.-TR	Long Beach, Calif. (Cerritos College)
96	Kaelin Key	DT	6-0	282	Fr.-HS	Shawnee Mission, Kan. (Bishop Miege)
97	Logan Stoddard	DT	5-11	254	So.-TR	Wamego, Kan. (Highland CC)
98	Craig Settles, Jr.	DT	6-3	313	Sr.-SQ	Glendale, Calif. (Pasadena City College)
99	Trey Dishon	DT	6-2	300	Fr.-RS	Horton, Kan. (Horton)

# Duplicate Number | Last Updated Sept. 5, 2016

## ALPHABETICAL

NO	NAME	POS
58	Breontae Matthews	OL
23	Mike McCoy	RB
16	Matthew McCrane	PK
22	Nicholas McLellan	P
62	Tyler Mitchell	OL
24	Brock Monty	DB
52	Charmeachealle Moore	LB
19	Colby Moore	WR
23	Cre Moore	DB
26	Cameron Morgan	DB
10	Lucas Munds	WR
77	Aidan Murray	DT
67	Reid Najvar	OL
15	Walter Neil, Jr.	DB
29	Sean Newlan	DB
4	Jordan Noil	DB
66	Logan O'Dea	DT
17	Aulelio Olomua	DE
12	AJ Parker	DB
40	Ian Patterson	PK
95	Ray Price	DT
9	Byron Pringle	WR
2	D.J. Reed	DB
94	C.J. Reese	DE
18	D.J. Render	WR
15	Zach Reuter	WR
25	Terrance Richards	RB
53	Blake Richmeier	LB
71	Dalton Risner	OL
81	Kaeson Risner	TE
50	Jordon Robertson	DT
55	Ian Rudzik	LB
73	Alec Ruth	OL
25	Cody Savage	DB
83	Dalton Schoen	WR
43	Drew Scott	LS
92	Matt Seiwert	DT
98	Craig Settles, Jr.	DT
8	Duke Shelley	DB
32	Justin Silmon	RB
41	Sam Sizelove	LB
10	Donnie Starks	DB
97	Logan Stoddard	DT
21	Carlos Strickland	WR
3	Elijah Sullivan	LB
12	Corey Sutton	WR
58	Trent Tanking	LB
10	Skylar Thompson	QB
42	Kade True	FB
45	David Tullis	LS
88	Dayton Valentine	TE
51	Reggie Walker	DE
14	Nick Walsh	P
3	Dalvin Warmack	RB
13	Steven West	WR
37	Tyler White	LB
64	Glenn Williams	OL
75	Jordan Willis	DE
34	Tanner Wood	DE
7	Isaiah Zuber	WR

# DEPTH CHART

 at OKLAHOMA

## OFFENSE

























<b>WR</b>	9	Byron Pringle (6-2, 205, So.-TR)
	15	Zach Reuter (6-3, 194, So.-1L)
<b>LT</b>	74	Scott Frantz (6-5, 293, Fr.-RS)
	61	Abdul Beecham (6-3, 304, So.-TR)
<b>LG</b>	70	Will Ash (6-3, 314, Sr.-3L)
	62	Tyler Mitchell (6-4, 301, Fr.-RS)
<b>C</b>	67	Reid Najvar (6-4, 295, Jr.-SQ)
	79	Adam Holtorf (6-4, 291, Fr.-RS)
<b>RG</b>	56	Terrale Johnson (6-1, 312, Sr.-1L)
	78	Bryce Fitzner (6-7, 292, So.-SQ)
<b>RT</b>	71	Dalton Risner (6-5, 300, So.-1L)
	73	Alec Ruth (6-7, 300, So.-SQ)
<b>TE</b>	88	Dayton Valentine (6-4, 264, So.-1L)
	89	Blaise Gammon (6-7, 263, Fr.-RS)
<b>QB</b>	16	Jesse Ertz (6-3, 212, Jr.-1L)
	8	Joe Hubener (6-5, 212, Sr.-2L) <b>OR</b>
	5	Alex Delton (6-0, 201, Fr.-RS)
<b>FB</b>	38	Winston Dimel (6-1, 235, So.-1L)
	39	Austin Katsorelos (6-1, 230, Sr.-SQ)
<b>RB</b>	24	Charles Jones (5-10, 208, Sr.-2L)
	32	Justin Silmon (5-10, 198, So.-1L)
<b>WR</b>	4	Dominique Heath (5-9, 175, So.-1L)
	7	Isaiah Zuber (6-0, 180, Fr.-RS)
<b>WR</b>	6	Deante Burton (6-2, 209, Sr.-3L)
	12	Corey Sutton (6-2, 200, Fr.-HS)

## DEFENSE

<b>DE</b>	75	Jordan Willis (6-5, 258, Sr.-3L)
	93	Davis Clark (6-2, 250, Jr.-1L)
<b>DT</b>	60	Will Geary (6-0, 298, Jr.-2L)
	98	Craig Settles, Jr. (6-3, 313, Sr.-SQ) <b>OR</b>
	95	Ray Price (6-2, 290, Jr.-TR)
<b>DT</b>	99	Trey Dishon (6-2, 300, Fr.-RS)
	92	Matt Seiwert (6-3, 285, Jr.-1L)
<b>DE</b>	51	Reggie Walker (6-2, 235, Fr.-RS) <b>OR</b>
	34	Tanner Wood (6-5, 263, Jr.-2L)
<b>LB</b>	9	Elijah Lee (6-3, 228, Jr.-2L)
	41	Sam Sizelove (6-3, 223, So.-1L)
<b>LB</b>	35	Will Davis (6-0, 227, Sr.-3L)
	58	Trent Tanking (6-2, 224, Jr.-2L)
<b>LB</b>	52	Charmeachealle Moore (6-0, 228, Sr.-3L)
	46	Jayd Kirby (6-2, 220, Jr.-1L)
<b>NB</b>	10	Donnie Starks (6-0, 180, Sr.-2L)
	23	Cre Moore (6-0, 184, Jr.-1L)
<b>CB</b>	8	Duke Shelley (5-9, 175, So.-1L)
	7	Cedric Dozier (5-10, 180, Sr.-TR)
<b>SS</b>	22	Dante Barnett (6-1, 194, Sr.-4L)
	18	Brogan Barry (6-2, 198, Jr.-1L)
<b>FS</b>	21	Kendall Adams (6-1, 217, So.-1L)
	29	Sean Newlan (6-2, 204, Jr.-2L)
<b>CB</b>	2	D.J. Reed (5-9, 188, So.-TR)
	6	Johnathan Durham (6-0, 181, Fr.-RS)

## SPECIALISTS

<b>PK</b>	16	Matthew McCrane (5-10, 165, Jr.-2L)	<b>P</b>	14	Nick Walsh (5-11, 202, Jr.-2L)
	40	Ian Patterson (6-0, 210, Sr.-3L)		9	Mitch Lochbihler (6-7, 240, Jr.-SQ)
<b>KO</b>	40	Ian Patterson (6-0, 210, Sr.-3L)	<b>KOR</b>	4	Dominique Heath (5-9, 175, So.-1L)
<b>HOLD</b>	9	Mitch Lochbihler (6-7, 240, Jr.-SQ)		9	Byron Pringle (6-2, 205, So.-TR)
	<b>LS</b>	43	Drew Scott (6-2, 210, Jr.-SQ)	<b>PR</b>	4
38		Dalton Harman (6-2, 243, So.-SQ)	9		Byron Pringle (6-2, 205, So.-TR)

<b>WR</b>		<b>#9 Byron Pringle</b> 6-2, 205, So.-TR Tampa, Fla. (Butler CC)	<ul style="list-style-type: none"> <li><b>LAST GAME:</b> 2 rec, 26 yds vs. Texas Tech (10/8/16)</li> <li>Recorded season highs in catches and yards at West Virginia.</li> <li>Earned Preseason All-Big 12 honors from Phil Steele.</li> </ul>	<table border="1"> <thead> <tr> <th>Year</th> <th>Rec.</th> <th>Yds.</th> <th>Avg</th> <th>TD</th> <th>LG</th> </tr> </thead> <tbody> <tr> <td>2016</td> <td>10</td> <td>167</td> <td>16.7</td> <td>1</td> <td>36</td> </tr> <tr> <td><b>CAR</b></td> <td><b>10</b></td> <td><b>167</b></td> <td><b>16.7</b></td> <td><b>1</b></td> <td><b>36</b></td> </tr> <tr> <td colspan="6"><b>Car. Highs:</b> Rec: 4; Yds: 61; TD: 1</td> </tr> </tbody> </table>	Year	Rec.	Yds.	Avg	TD	LG	2016	10	167	16.7	1	36	<b>CAR</b>	<b>10</b>	<b>167</b>	<b>16.7</b>	<b>1</b>	<b>36</b>	<b>Car. Highs:</b> Rec: 4; Yds: 61; TD: 1					
	Year	Rec.	Yds.	Avg	TD	LG																						
2016	10	167	16.7	1	36																							
<b>CAR</b>	<b>10</b>	<b>167</b>	<b>16.7</b>	<b>1</b>	<b>36</b>																							
<b>Car. Highs:</b> Rec: 4; Yds: 61; TD: 1																												
		<b>#15 Zach Reuter (ROY-ter)</b> 6-3, 194, So.-IL Columbia, Mo. (Rock Bridge)	<ul style="list-style-type: none"> <li><b>LAST GAME:</b> Played vs. Texas Tech (10/8/16); No stats</li> <li>Saw action in 11 games last year, including a start in the 2016 Liberty Bowl.</li> <li>HS teammates with current Wildcat PK Ian Patterson.</li> </ul>	<table border="1"> <thead> <tr> <th>Year</th> <th>Rec.</th> <th>Yds.</th> <th>Avg</th> <th>TD</th> <th>LG</th> </tr> </thead> <tbody> <tr> <td>2016</td> <td>0</td> <td>0</td> <td>0.0</td> <td>0</td> <td>0</td> </tr> <tr> <td><b>CAR</b></td> <td><b>6</b></td> <td><b>47</b></td> <td><b>7.8</b></td> <td><b>0</b></td> <td><b>12</b></td> </tr> <tr> <td colspan="6"><b>Car. Highs:</b> Rec: 3; Yds: 27</td> </tr> </tbody> </table>	Year	Rec.	Yds.	Avg	TD	LG	2016	0	0	0.0	0	0	<b>CAR</b>	<b>6</b>	<b>47</b>	<b>7.8</b>	<b>0</b>	<b>12</b>	<b>Car. Highs:</b> Rec: 3; Yds: 27					
Year	Rec.	Yds.	Avg	TD	LG																							
2016	0	0	0.0	0	0																							
<b>CAR</b>	<b>6</b>	<b>47</b>	<b>7.8</b>	<b>0</b>	<b>12</b>																							
<b>Car. Highs:</b> Rec: 3; Yds: 27																												
<b>LT</b>		<b>#74 Scott Frantz (FRANCE)</b> 6-5, 293, Fr.-RS Lawrence, Kan. (Free State)	<ul style="list-style-type: none"> <li>Has started each of the first 5 games at left tackle.</li> <li>Challenged for playing time as a true freshman before redshirting the 2015 season.</li> <li>Rated the 48th-best offensive tackle in the Class of 2015 by Rivals.</li> </ul>	<table border="1"> <thead> <tr> <th>Year</th> <th>GP/GS</th> </tr> </thead> <tbody> <tr> <td>2016</td> <td>5/5</td> </tr> <tr> <td><b>CAR</b></td> <td><b>5/5</b></td> </tr> </tbody> </table>	Year	GP/GS	2016	5/5	<b>CAR</b>	<b>5/5</b>																		
	Year	GP/GS																										
2016	5/5																											
<b>CAR</b>	<b>5/5</b>																											
		<b>#61 Abdul Beecham</b> 6-3, 304, So.-TR Judson, Texas (Blinn College)	<ul style="list-style-type: none"> <li>Earned his first-career start at LG vs. Texas Tech after playing in 2 previous games.</li> <li>Did not allow a sack during the 2015 season at Blinn College.</li> <li>Earned Honorable Mention All-Southwest Junior College Football Conference accolades.</li> </ul>	<table border="1"> <thead> <tr> <th>Year</th> <th>GP/GS</th> </tr> </thead> <tbody> <tr> <td>2016</td> <td>3/1</td> </tr> <tr> <td><b>CAR</b></td> <td><b>3/1</b></td> </tr> </tbody> </table>	Year	GP/GS	2016	3/1	<b>CAR</b>	<b>3/1</b>																		
Year	GP/GS																											
2016	3/1																											
<b>CAR</b>	<b>3/1</b>																											
<b>LG</b>		<b>#70 Will Ash</b> 6-3, 314, Sr.-3L Indianapolis, Ind. (Cathedral)	<ul style="list-style-type: none"> <li>Has seen action in 41 career games, but earned his first 2 career starts this year.</li> <li>A majority of his career has been exclusively on field goal protection and as a reserve lineman.</li> <li>A former walk-on who was awarded a scholarship prior to the 2014 season.</li> </ul>	<table border="1"> <thead> <tr> <th>Year</th> <th>GP/GS</th> </tr> </thead> <tbody> <tr> <td>2016</td> <td>5/2</td> </tr> <tr> <td><b>CAR</b></td> <td><b>41/2</b></td> </tr> </tbody> </table>	Year	GP/GS	2016	5/2	<b>CAR</b>	<b>41/2</b>																		
	Year	GP/GS																										
2016	5/2																											
<b>CAR</b>	<b>41/2</b>																											
		<b>#62 Tyler Mitchell</b> 6-4, 301, Fr.-RS Mathews, Ala. (Montgomery Academy)	<ul style="list-style-type: none"> <li>Started each of the first 2 games at LG.</li> <li>A young player who impressed during fall camp.</li> <li>Earned all-state honors from the Alabama Sports Writers Association as a senior in 2014.-</li> </ul>	<table border="1"> <thead> <tr> <th>Year</th> <th>GP/GS</th> </tr> </thead> <tbody> <tr> <td>2016</td> <td>2/2</td> </tr> <tr> <td><b>CAR</b></td> <td><b>2/2</b></td> </tr> </tbody> </table>	Year	GP/GS	2016	2/2	<b>CAR</b>	<b>2/2</b>																		
Year	GP/GS																											
2016	2/2																											
<b>CAR</b>	<b>2/2</b>																											
<b>C</b>		<b>#67 Reid Najvar (NYE-vuhr)</b> 6-4, 295, Jr.-SQ Spring, Texas (Klein Oak)	<ul style="list-style-type: none"> <li>A physical player who saw time in 4 career games before starting each of the first 5 games of 2016 at center.</li> <li>Named one of the state's top 100 recruits in the Class of 2013 by the <i>Houston Chronicle</i>.</li> <li>Older brother, Jordan, was a TE at Baylor from 2010-13.</li> </ul>	<table border="1"> <thead> <tr> <th>Year</th> <th>GP/GS</th> </tr> </thead> <tbody> <tr> <td>2016</td> <td>5/5</td> </tr> <tr> <td><b>CAR</b></td> <td><b>9/5</b></td> </tr> </tbody> </table>	Year	GP/GS	2016	5/5	<b>CAR</b>	<b>9/5</b>																		
	Year	GP/GS																										
2016	5/5																											
<b>CAR</b>	<b>9/5</b>																											
		<b>#79 Adam Holtorf</b> 6-4, 291, Fr.-RS Seward, Neb. (Seward)	<ul style="list-style-type: none"> <li>Played in the 2016 home opener against Florida Atlantic.</li> <li>Named to the <i>USA Today</i>/American Family Insurance All-USA Nebraska team as a senior in 2014.</li> <li>Named First Team Super State as a senior by the <i>Lincoln Journal-Star</i> and <i>Omaha World-Herald</i>.</li> </ul>	<table border="1"> <thead> <tr> <th>Year</th> <th>GP/GS</th> </tr> </thead> <tbody> <tr> <td>2016</td> <td>1/0</td> </tr> <tr> <td><b>CAR</b></td> <td><b>1/0</b></td> </tr> </tbody> </table>	Year	GP/GS	2016	1/0	<b>CAR</b>	<b>1/0</b>																		
Year	GP/GS																											
2016	1/0																											
<b>CAR</b>	<b>1/0</b>																											
<b>RG</b>		<b>#56 Terrale Johnson (tor-RELL)</b> 6-1, 312, Sr.-1L Manhattan, Kan. (Hutchinson CC)	<ul style="list-style-type: none"> <li>A former CC player who has started each of the first 5 games in 2016 after seeing time in 10 games last year.</li> <li>Earned Preseason All-Big 12 accolades from Phil Steele.</li> <li>Originally from Manhattan but came to K-State following two years at Hutchinson CC.</li> </ul>	<table border="1"> <thead> <tr> <th>Year</th> <th>GP/GS</th> </tr> </thead> <tbody> <tr> <td>2016</td> <td>5/5</td> </tr> <tr> <td><b>CAR</b></td> <td><b>15/9</b></td> </tr> </tbody> </table>	Year	GP/GS	2016	5/5	<b>CAR</b>	<b>15/9</b>																		
	Year	GP/GS																										
2016	5/5																											
<b>CAR</b>	<b>15/9</b>																											
		<b>#78 Bryce Fitzner</b> 6-7, 292, So.-SQ Poway, Calif. (Francis Parker)	<ul style="list-style-type: none"> <li>A third-year member of the program who saw his first-career action at Stanford, playing LG in the 2nd half.</li> <li>A converted high school tight end.</li> <li>Also played basketball and volleyball in high school.</li> </ul>	<table border="1"> <thead> <tr> <th>Year</th> <th>GP/GS</th> </tr> </thead> <tbody> <tr> <td>2016</td> <td>3/0</td> </tr> <tr> <td><b>CAR</b></td> <td><b>3/0</b></td> </tr> </tbody> </table>	Year	GP/GS	2016	3/0	<b>CAR</b>	<b>3/0</b>																		
Year	GP/GS																											
2016	3/0																											
<b>CAR</b>	<b>3/0</b>																											
<b>RT</b>		<b>#71 Dalton Risner (RISE-ner)</b> 6-5, 300, So.-1L Wiggins, Colo. (Wiggins)	<ul style="list-style-type: none"> <li>A 13-game starter at center as a freshman in 2015 who has started the first 5 games of 2016 at right tackle.</li> <li>A Preseason All-Big 12 selection from <i>Athlon</i> and Phil Steele.</li> <li>Earned Freshman All-America honors in 2015 from Campus Insiders, <i>Athlon</i> and Scout.</li> </ul>	<table border="1"> <thead> <tr> <th>Year</th> <th>GP/GS</th> </tr> </thead> <tbody> <tr> <td>2016</td> <td>5/5</td> </tr> <tr> <td><b>CAR</b></td> <td><b>18/18</b></td> </tr> </tbody> </table>	Year	GP/GS	2016	5/5	<b>CAR</b>	<b>18/18</b>																		
	Year	GP/GS																										
2016	5/5																											
<b>CAR</b>	<b>18/18</b>																											
		<b>#73 Alec Ruth</b> 6-7, 300, So.-SQ Highlands Ranch, Colo. (Valor Christian)	<ul style="list-style-type: none"> <li>A big lineman who saw his first-career game action against Florida Atlantic.</li> <li>Named one of the top-25 player in Colorado for the Class of 2014 by the <i>Denver Post</i>.</li> <li>Helped Valor Christian win a state championship in 2013.</li> </ul>	<table border="1"> <thead> <tr> <th>Year</th> <th>GP/GS</th> </tr> </thead> <tbody> <tr> <td>2016</td> <td>1/0</td> </tr> <tr> <td><b>CAR</b></td> <td><b>1/0</b></td> </tr> </tbody> </table>	Year	GP/GS	2016	1/0	<b>CAR</b>	<b>1/0</b>																		
Year	GP/GS																											
2016	1/0																											
<b>CAR</b>	<b>1/0</b>																											
<b>TE</b>		<b>#88 Dayton Valentine</b> 6-4, 264, So.-1L Baldwin City, Kan. (Baldwin)	<ul style="list-style-type: none"> <li><b>LAST GAME:</b> Played vs. Texas Tech (10/8/16); No stats</li> <li>Recorded his first-career reception in the 2016 opener at Stanford.</li> <li>Played in 11 games as a redshirt freshman in 2015 with three starts.</li> </ul>	<table border="1"> <thead> <tr> <th>Year</th> <th>Rec.</th> <th>Yds.</th> <th>Avg</th> <th>TD</th> <th>LG</th> </tr> </thead> <tbody> <tr> <td>2016</td> <td>2</td> <td>8</td> <td>4.0</td> <td>0</td> <td>6</td> </tr> <tr> <td><b>CAR</b></td> <td><b>2</b></td> <td><b>8</b></td> <td><b>4.0</b></td> <td><b>0</b></td> <td><b>6</b></td> </tr> <tr> <td colspan="6"><b>Car. Highs:</b> Rec: 1; Yds: 6</td> </tr> </tbody> </table>	Year	Rec.	Yds.	Avg	TD	LG	2016	2	8	4.0	0	6	<b>CAR</b>	<b>2</b>	<b>8</b>	<b>4.0</b>	<b>0</b>	<b>6</b>	<b>Car. Highs:</b> Rec: 1; Yds: 6					
	Year	Rec.	Yds.	Avg	TD	LG																						
2016	2	8	4.0	0	6																							
<b>CAR</b>	<b>2</b>	<b>8</b>	<b>4.0</b>	<b>0</b>	<b>6</b>																							
<b>Car. Highs:</b> Rec: 1; Yds: 6																												
		<b>#89 Blaise Gammon</b> 6-7, 263, Fr.-RS Overland Park, Kan. (Blue Valley West)	<ul style="list-style-type: none"> <li><b>LAST GAME:</b> Played vs. Texas Tech (10/8/16); No stats</li> <li>A big tight end who walked on to the program prior to the 2015 season and has played in all 4 games this year.</li> <li>An all-state basketball player who averaged 15 points and 9 rebounds per game in addition to earning all-state honors in football.</li> </ul>																									
<b>QB</b>		<b>#16 Jesse Ertz</b> 6-3, 212, Jr.-1L Burlington, Iowa (Mediapolis)	<ul style="list-style-type: none"> <li><b>LAST GAME:</b> 10-for-20, 104 yds, 1 TD; 10 att, 83 yds, 1 TD vs. TTU (10/8/16)</li> <li>Has at least 80 rushing yards in 2 games and rushing TDs in 3 games.</li> <li>Set career highs in rushing yards and long rush against Missouri State.</li> </ul>	<table border="1"> <thead> <tr> <th>Year</th> <th>Cpl-Att</th> <th>Pct.</th> <th>Yds</th> <th>TD/INT</th> </tr> </thead> <tbody> <tr> <td>2016</td> <td>51-105</td> <td>48.6</td> <td>688</td> <td>5/2</td> </tr> <tr> <td><b>CAR</b></td> <td><b>51-105</b></td> <td><b>48.6</b></td> <td><b>688</b></td> <td><b>5/2</b></td> </tr> <tr> <td colspan="5"><b>Car. Highs:</b> Att: 34; Cpl: 16; Yds: 207; TD: 2; INT: 1</td> </tr> </tbody> </table>	Year	Cpl-Att	Pct.	Yds	TD/INT	2016	51-105	48.6	688	5/2	<b>CAR</b>	<b>51-105</b>	<b>48.6</b>	<b>688</b>	<b>5/2</b>	<b>Car. Highs:</b> Att: 34; Cpl: 16; Yds: 207; TD: 2; INT: 1								
	Year	Cpl-Att	Pct.	Yds	TD/INT																							
2016	51-105	48.6	688	5/2																								
<b>CAR</b>	<b>51-105</b>	<b>48.6</b>	<b>688</b>	<b>5/2</b>																								
<b>Car. Highs:</b> Att: 34; Cpl: 16; Yds: 207; TD: 2; INT: 1																												
		<b>#8 Joe Hubener (HUEB-ner) or #5 Alex Delton</b> 6-5, 212, Sr.-2L /// 6-0, 201, Fr.-RS Cheney, Kan. /// Hays, Kan.	<ul style="list-style-type: none"> <li><b>HUBENER'S LAST GAME:</b> 5-for-5, 42 yds; 6 att, 19 yds, 1 TD vs. FAU (9/17/16)</li> <li><b>DELTON'S LAST GAME:</b> 3-for-5, 11 yds; 1 att, 15 yds vs. Missouri St. (9/24/16)</li> <li><b>HUBENER:</b> Started 11 games in 2015 as he also rushed for 613 yds and 13 TDs.</li> </ul>	<table border="1"> <thead> <tr> <th>Year</th> <th>Cpl-Att</th> <th>Pct.</th> <th>Yds</th> <th>TD/INT</th> </tr> </thead> <tbody> <tr> <td>2016</td> <td>8-12</td> <td>66.7</td> <td>78</td> <td>0/1</td> </tr> <tr> <td><b>CAR</b></td> <td><b>148-304</b></td> <td><b>48.7</b></td> <td><b>2,150</b></td> <td><b>10/12</b></td> </tr> <tr> <td colspan="5"><b>Car. Highs:</b> Att: 40; Cpl: 19; Yds: 289; TD: 3</td> </tr> </tbody> </table>	Year	Cpl-Att	Pct.	Yds	TD/INT	2016	8-12	66.7	78	0/1	<b>CAR</b>	<b>148-304</b>	<b>48.7</b>	<b>2,150</b>	<b>10/12</b>	<b>Car. Highs:</b> Att: 40; Cpl: 19; Yds: 289; TD: 3								
Year	Cpl-Att	Pct.	Yds	TD/INT																								
2016	8-12	66.7	78	0/1																								
<b>CAR</b>	<b>148-304</b>	<b>48.7</b>	<b>2,150</b>	<b>10/12</b>																								
<b>Car. Highs:</b> Att: 40; Cpl: 19; Yds: 289; TD: 3																												
<b>FB</b>		<b>#38 Winston Dimel (DIM-ul)</b> 6-1, 235, So.-1L Manhattan, Kan. (Manhattan)	<ul style="list-style-type: none"> <li><b>LAST GAME:</b> 1 att, 1 yd vs. Texas Tech (10/8/16)</li> <li>Ranks 5th in the Big 12 with 6 rushing TDs.</li> <li>Father, Dana, is a former Wildcat OL and current Co-Offensive Coordinator.</li> </ul>	<table border="1"> <thead> <tr> <th>Year</th> <th>Att.</th> <th>Yds.</th> <th>Avg</th> <th>TD</th> <th>LG</th> </tr> </thead> <tbody> <tr> <td>2016</td> <td>14</td> <td>41</td> <td>2.9</td> <td>6</td> <td>10</td> </tr> <tr> <td><b>CAR</b></td> <td><b>42</b></td> <td><b>127</b></td> <td><b>3.0</b></td> <td><b>12</b></td> <td><b>41</b></td> </tr> <tr> <td colspan="6"><b>Car. Highs:</b> Att: 8; Yds: 29; TD: 4</td> </tr> </tbody> </table>	Year	Att.	Yds.	Avg	TD	LG	2016	14	41	2.9	6	10	<b>CAR</b>	<b>42</b>	<b>127</b>	<b>3.0</b>	<b>12</b>	<b>41</b>	<b>Car. Highs:</b> Att: 8; Yds: 29; TD: 4					
	Year	Att.	Yds.	Avg	TD	LG																						
2016	14	41	2.9	6	10																							
<b>CAR</b>	<b>42</b>	<b>127</b>	<b>3.0</b>	<b>12</b>	<b>41</b>																							
<b>Car. Highs:</b> Att: 8; Yds: 29; TD: 4																												
		<b>#39 Austin Katsorelos (CAT-sore-ELL-us)</b> 6-1, 230, Sr.-SQ Leawood, Kan. (Blue Valley)	<ul style="list-style-type: none"> <li><b>LAST GAME:</b> Played vs. Texas Tech (10/8/16); No stats</li> <li>Played in 4 games as a junior in 2015.</li> <li>A significant part of K-State's short-yardage package toward the end of last year.</li> </ul>																									
<b>RB</b>		<b>#24 Charles Jones</b> 5-10, 208, Sr.-2L Mandeville, La. (Mandeville)	<ul style="list-style-type: none"> <li><b>LAST GAME:</b> 19 att, 128 yds, 1 TD vs. Texas Tech (10/8/16)</li> <li>A member of the 2016 Doak Walker Award watch list.</li> <li>Ranks 15th in career rushing yds at K-State.</li> </ul>	<table border="1"> <thead> <tr> <th>Year</th> <th>Att.</th> <th>Yds.</th> <th>Avg</th> <th>TD</th> <th>LG</th> </tr> </thead> <tbody> <tr> <td>2016</td> <td>56</td> <td>287</td> <td>5.1</td> <td>2</td> <td>31</td> </tr> <tr> <td><b>CAR</b></td> <td><b>331</b></td> <td><b>1,523</b></td> <td><b>4.6</b></td> <td><b>20</b></td> <td><b>35</b></td> </tr> <tr> <td colspan="6"><b>Car. Highs:</b> Att: 19; Yds: 128; TD: 3</td> </tr> </tbody> </table>	Year	Att.	Yds.	Avg	TD	LG	2016	56	287	5.1	2	31	<b>CAR</b>	<b>331</b>	<b>1,523</b>	<b>4.6</b>	<b>20</b>	<b>35</b>	<b>Car. Highs:</b> Att: 19; Yds: 128; TD: 3					
	Year	Att.	Yds.	Avg	TD	LG																						
2016	56	287	5.1	2	31																							
<b>CAR</b>	<b>331</b>	<b>1,523</b>	<b>4.6</b>	<b>20</b>	<b>35</b>																							
<b>Car. Highs:</b> Att: 19; Yds: 128; TD: 3																												
		<b>#32 Justin Silmon</b> 5-10, 198, So.-1L Tulsa, Okla. (Union)	<ul style="list-style-type: none"> <li><b>LAST GAME:</b> 4 att, 0 yds at West Virginia (10/1/16)</li> <li>Earned first-career start at West Virginia.</li> <li>Finished 2nd in school history in rushing yds among freshmen in 2015.</li> </ul>	<table border="1"> <thead> <tr> <th>Year</th> <th>Att.</th> <th>Yds.</th> <th>Avg</th> <th>TD</th> <th>LG</th> </tr> </thead> <tbody> <tr> <td>2016</td> <td>17</td> <td>63</td> <td>3.7</td> <td>0</td> <td>13</td> </tr> <tr> <td><b>CAR</b></td> <td><b>95</b></td> <td><b>418</b></td> <td><b>4.4</b></td> <td><b>2</b></td> <td><b>25</b></td> </tr> <tr> <td colspan="6"><b>Car. Highs:</b> Att: 24; Yds: 119; TD: 1</td> </tr> </tbody> </table>	Year	Att.	Yds.	Avg	TD	LG	2016	17	63	3.7	0	13	<b>CAR</b>	<b>95</b>	<b>418</b>	<b>4.4</b>	<b>2</b>	<b>25</b>	<b>Car. Highs:</b> Att: 24; Yds: 119; TD: 1					
Year	Att.	Yds.	Avg	TD	LG																							
2016	17	63	3.7	0	13																							
<b>CAR</b>	<b>95</b>	<b>418</b>	<b>4.4</b>	<b>2</b>	<b>25</b>																							
<b>Car. Highs:</b> Att: 24; Yds: 119; TD: 1																												
<b>WR</b>		<b>#4 Dominique Heath</b> 5-9, 175, So.-1L Huntersville, N.C. (Hopewell)	<ul style="list-style-type: none"> <li><b>LAST GAME:</b> 2 rec, 21 yds vs. Texas Tech (10/8/16)</li> <li>Team's leading receiver who leads team with 5 third-down conversion catches.</li> <li>Ranked 3rd in school history in catches, yds and TDs among FR in 2015.</li> </ul>	<table border="1"> <thead> <tr> <th>Year</th> <th>Rec.</th> <th>Yds.</th> <th>Avg</th> <th>TD</th> <th>LG</th> </tr> </thead> <tbody> <tr> <td>2016</td> <td>12</td> <td>170</td> <td>14.2</td> <td>2</td> <td>44</td> </tr> <tr> <td><b>CAR</b></td> <td><b>40</b></td> <td><b>483</b></td> <td><b>12.1</b></td> <td><b>5</b></td> <td><b>44</b></td> </tr> <tr> <td colspan="6"><b>Car. Highs:</b> Rec: 3; Yds: 65; TD: 1</td> </tr> </tbody> </table>	Year	Rec.	Yds.	Avg	TD	LG	2016	12	170	14.2	2	44	<b>CAR</b>	<b>40</b>	<b>483</b>	<b>12.1</b>	<b>5</b>	<b>44</b>	<b>Car. Highs:</b> Rec: 3; Yds: 65; TD: 1					
	Year	Rec.	Yds.	Avg	TD	LG																						
2016	12	170	14.2	2	44																							
<b>CAR</b>	<b>40</b>	<b>483</b>	<b>12.1</b>	<b>5</b>	<b>44</b>																							
<b>Car. Highs:</b> Rec: 3; Yds: 65; TD: 1																												
		<b>#7 Isaiah Zuber</b> 6-0, 180, Fr.-RS Stone Mountain, Ga. (Stephenson)	<ul style="list-style-type: none"> <li><b>LAST GAME:</b> 3 rec, 35 yds, 1 TD vs. Texas Tech (10/8/16)</li> <li>Has TD catches at Stanford and vs. Texas Tech.</li> <li>Became first FR with a TD catch in a season opener since 1997.</li> </ul>	<table border="1"> <thead> <tr> <th>Year</th> <th>Rec.</th> <th>Yds.</th> <th>Avg</th> <th>TD</th> <th>LG</th> </tr> </thead> <tbody> <tr> <td>2016</td> <td>8</td> <td>98</td> <td>12.2</td> <td>2</td> <td>16</td> </tr> <tr> <td><b>CAR</b></td> <td><b>8</b></td> <td><b>98</b></td> <td><b>12.2</b></td> <td><b>2</b></td> <td><b>16</b></td> </tr> <tr> <td colspan="6"><b>Car. Highs:</b> Rec: 3; Yds: 35; TD: 1</td> </tr> </tbody> </table>	Year	Rec.	Yds.	Avg	TD	LG	2016	8	98	12.2	2	16	<b>CAR</b>	<b>8</b>	<b>98</b>	<b>12.2</b>	<b>2</b>	<b>16</b>	<b>Car. Highs:</b> Rec: 3; Yds: 35; TD: 1					
Year	Rec.	Yds.	Avg	TD	LG																							
2016	8	98	12.2	2	16																							
<b>CAR</b>	<b>8</b>	<b>98</b>	<b>12.2</b>	<b>2</b>	<b>16</b>																							
<b>Car. Highs:</b> Rec: 3; Yds: 35; TD: 1																												
<b>WR</b>		<b>#6 Deante Burton (DEE-on-tay)</b> 6-2, 209, Sr.-3L Manhattan, Kan. (Manhattan)	<ul style="list-style-type: none"> <li><b>LAST GAME:</b> 2 rec, 16 yds vs. Texas Tech (10/8/16)</li> <li>Led team in catches, yards and touchdown receptions as a junior in 2015.</li> <li>Leads offense with 27 career start, including 18 straight.</li> </ul>	<table border="1"> <thead> <tr> <th>Year</th> <th>Rec.</th> <th>Yds.</th> <th>Avg</th> <th>TD</th> <th>LG</th> </tr> </thead> <tbody> <tr> <td>2016</td> <td>9</td> <td>137</td> <td>15.2</td> <td>0</td> <td>37</td> </tr> <tr> <td><b>CAR</b></td> <td><b>64</b></td> <td><b>818</b></td> <td><b>12.8</b></td> <td><b>0</b></td> <td><b>37</b></td> </tr> <tr> <td colspan="6"><b>Car. Highs:</b> Rec: 5; Yds: 135; TD: 1</td> </tr> </tbody> </table>	Year	Rec.	Yds.	Avg	TD	LG	2016	9	137	15.2	0	37	<b>CAR</b>	<b>64</b>	<b>818</b>	<b>12.8</b>	<b>0</b>	<b>37</b>	<b>Car. Highs:</b> Rec: 5; Yds: 135; TD: 1					
	Year	Rec.	Yds.	Avg	TD	LG																						
2016	9	137	15.2	0	37																							
<b>CAR</b>	<b>64</b>	<b>818</b>	<b>12.8</b>	<b>0</b>	<b>37</b>																							
<b>Car. Highs:</b> Rec: 5; Yds: 135; TD: 1																												
		<b>#12 Corey Sutton</b> 6-2, 200, Fr.-HS Charlotte, N.C. (Mallard Creek)	<ul style="list-style-type: none"> <li><b>LAST GAME:</b> Played vs. Texas Tech (10/8/16)</li> <li>A true FR who graduated HS early and enrolled at K-State in time for spring.</li> <li>Rated the 32nd-best player in the state of NC in the Class of 2016 by ESPN.</li> </ul>	<table border="1"> <thead> <tr> <th>Year</th> <th>Rec.</th> <th>Yds.</th> <th>Avg</th> <th>TD</th> <th>LG</th> </tr> </thead> <tbody> <tr> <td>2016</td> <td>2</td> <td>34</td> <td>17.0</td> <td>0</td> <td>28</td> </tr> <tr> <td><b>CAR</b></td> <td><b>2</b></td> <td><b>34</b></td> <td><b>17.0</b></td> <td><b>0</b></td> <td><b>28</b></td> </tr> <tr> <td colspan="6"><b>Car. Highs:</b> Rec: 1; Yds: 28</td> </tr> </tbody> </table>	Year	Rec.	Yds.	Avg	TD	LG	2016	2	34	17.0	0	28	<b>CAR</b>	<b>2</b>	<b>34</b>	<b>17.0</b>	<b>0</b>	<b>28</b>	<b>Car. Highs:</b> Rec: 1; Yds: 28					
Year	Rec.	Yds.	Avg	TD	LG																							
2016	2	34	17.0	0	28																							
<b>CAR</b>	<b>2</b>	<b>34</b>	<b>17.0</b>	<b>0</b>	<b>28</b>																							
<b>Car. Highs:</b> Rec: 1; Yds: 28																												

DE		<b>#75 Jordan Willis</b> 6-5, 258, Sr.-3L Kansas City, Mo. (Rockhurst)	<ul style="list-style-type: none"> <li><b>LAST GAME:</b> 4 tackles, 2.0 TFL, 2.0 sacks vs. Texas Tech (10/8/16)</li> <li>Ranks 4th nationally in sacks and 17th in TFLs, leading Big 12 in both marks.</li> <li>Currently tied for 5th in school history with 20.5 career sacks.</li> </ul>	<table border="1"> <thead> <tr> <th>Year</th> <th>U-A-T</th> <th>TFL-Yds</th> <th>Sk-Yds</th> <th>INT</th> <th>PD</th> <th>F/R</th> </tr> </thead> <tbody> <tr> <td>2016</td> <td>16-4-20</td> <td>7.5-49</td> <td>6.0-45</td> <td>0</td> <td>0</td> <td>1/1</td> </tr> <tr> <td>CAR</td> <td>58-24-82</td> <td>30.5-150</td> <td>20.5-125</td> <td>0</td> <td>4</td> <td>5/2</td> </tr> <tr> <td colspan="7">Car. Highs: Tackles: 7; TFL: 3.5; Sacks: 3.5</td> </tr> </tbody> </table>	Year	U-A-T	TFL-Yds	Sk-Yds	INT	PD	F/R	2016	16-4-20	7.5-49	6.0-45	0	0	1/1	CAR	58-24-82	30.5-150	20.5-125	0	4	5/2	Car. Highs: Tackles: 7; TFL: 3.5; Sacks: 3.5						
	Year	U-A-T	TFL-Yds	Sk-Yds	INT	PD	F/R																									
2016	16-4-20	7.5-49	6.0-45	0	0	1/1																										
CAR	58-24-82	30.5-150	20.5-125	0	4	5/2																										
Car. Highs: Tackles: 7; TFL: 3.5; Sacks: 3.5																																
		<b>#93 Davis Clark</b> 6-2, 260, Jr.-1L Overland Park, Kan. (Blue Valley West)	<ul style="list-style-type: none"> <li><b>LAST GAME:</b> Played vs. Texas Tech (10/8/16); No stats</li> <li>Saw time in 5 games in 2015 and played in 3 games this year.</li> <li>All 3 tackles last year resulted in lost yardage, including a half sack at UTSA.</li> </ul>	<table border="1"> <thead> <tr> <th>Year</th> <th>U-A-T</th> <th>TFL-Yds</th> <th>Sk-Yds</th> <th>INT</th> <th>PD</th> <th>F/R</th> </tr> </thead> <tbody> <tr> <td>2016</td> <td>0-0-0</td> <td>0.0-0</td> <td>0.0-0</td> <td>0</td> <td>0</td> <td>0/0</td> </tr> <tr> <td>CAR</td> <td>2-1-3</td> <td>2.5-6</td> <td>0.5-3</td> <td>0</td> <td>0</td> <td>0/0</td> </tr> <tr> <td colspan="7">Car. Highs: Tackles: 2; TFL: 2.0; Sacks: 0.5</td> </tr> </tbody> </table>	Year	U-A-T	TFL-Yds	Sk-Yds	INT	PD	F/R	2016	0-0-0	0.0-0	0.0-0	0	0	0/0	CAR	2-1-3	2.5-6	0.5-3	0	0	0/0	Car. Highs: Tackles: 2; TFL: 2.0; Sacks: 0.5						
Year	U-A-T	TFL-Yds	Sk-Yds	INT	PD	F/R																										
2016	0-0-0	0.0-0	0.0-0	0	0	0/0																										
CAR	2-1-3	2.5-6	0.5-3	0	0	0/0																										
Car. Highs: Tackles: 2; TFL: 2.0; Sacks: 0.5																																
DT		<b>#60 Will Geary</b> 6-0, 298, Jr.-2L Topeka, Kan. (Topeka)	<ul style="list-style-type: none"> <li><b>LAST GAME:</b> 3 tackles vs. Texas Tech (10/8/16)</li> <li>Preseason All-Big 12 honoree from <i>Athlon</i>, <i>Lindy's</i>, <i>Phil Steele</i>, <i>Sporting News</i>.</li> <li>A 2015 First Team All-Big 12 performer who ranked 8th on the team in tackles.</li> </ul>	<table border="1"> <thead> <tr> <th>Year</th> <th>U-A-T</th> <th>TFL-Yds</th> <th>Sk-Yds</th> <th>INT</th> <th>PD</th> <th>F/R</th> </tr> </thead> <tbody> <tr> <td>2016</td> <td>12-3-15</td> <td>1.0-2</td> <td>0.0-0</td> <td>0</td> <td>0</td> <td>0/1</td> </tr> <tr> <td>CAR</td> <td>63-27-90</td> <td>10.0-28</td> <td>5.5-21</td> <td>0</td> <td>0</td> <td>3/2</td> </tr> <tr> <td colspan="7">Car. Highs: Tackles: 8; TFL: 3.0; Sacks: 2.0</td> </tr> </tbody> </table>	Year	U-A-T	TFL-Yds	Sk-Yds	INT	PD	F/R	2016	12-3-15	1.0-2	0.0-0	0	0	0/1	CAR	63-27-90	10.0-28	5.5-21	0	0	3/2	Car. Highs: Tackles: 8; TFL: 3.0; Sacks: 2.0						
	Year	U-A-T	TFL-Yds	Sk-Yds	INT	PD	F/R																									
2016	12-3-15	1.0-2	0.0-0	0	0	0/1																										
CAR	63-27-90	10.0-28	5.5-21	0	0	3/2																										
Car. Highs: Tackles: 8; TFL: 3.0; Sacks: 2.0																																
		<b>#98 Craig Settles, Jr. or #95 Ray Price</b> 6-3, 313, Sr.-SQ /// 6-2, 290, Jr.-TR Glendale, Calif. /// Long Beach, Calif.	<ul style="list-style-type: none"> <li><b>SETTLES' LAST GAME:</b> Played vs. Florida Atlantic (9/17/16); No stats</li> <li><b>PRICE'S LAST GAME:</b> Played at West Virginia (10/1/16); No stats</li> <li><b>PRICE:</b> Named National Division Northern Conf. Def. Player of the Year.</li> </ul>	<table border="1"> <thead> <tr> <th>PRICE</th> <th>U-A-T</th> <th>TFL-Yds</th> <th>Sk-Yds</th> <th>INT</th> <th>PD</th> <th>F/R</th> </tr> </thead> <tbody> <tr> <td>2016</td> <td>1-0-1</td> <td>1.0-12</td> <td>1.0-12</td> <td>0</td> <td>0</td> <td>0/0</td> </tr> <tr> <td>CAR</td> <td>1-0-1</td> <td>1.0-12</td> <td>1.0-12</td> <td>0</td> <td>0</td> <td>0/0</td> </tr> <tr> <td colspan="7">Car. Highs: Tackles: 1; TFL: 1.0; Sacks: 1.0</td> </tr> </tbody> </table>	PRICE	U-A-T	TFL-Yds	Sk-Yds	INT	PD	F/R	2016	1-0-1	1.0-12	1.0-12	0	0	0/0	CAR	1-0-1	1.0-12	1.0-12	0	0	0/0	Car. Highs: Tackles: 1; TFL: 1.0; Sacks: 1.0						
PRICE	U-A-T	TFL-Yds	Sk-Yds	INT	PD	F/R																										
2016	1-0-1	1.0-12	1.0-12	0	0	0/0																										
CAR	1-0-1	1.0-12	1.0-12	0	0	0/0																										
Car. Highs: Tackles: 1; TFL: 1.0; Sacks: 1.0																																
DT		<b>#99 Trey Dishon (dish-AWN)</b> 6-2, 300, Fr.-RS Horton, Kan. (Horton)	<ul style="list-style-type: none"> <li><b>LAST GAME:</b> Played vs. Texas Tech (10/8/16); No stats</li> <li>Has started 4 games in 2016, the first FR starter at DT under Snyder since '05.</li> <li>Won the 2013 Class 3A Champ. in powerlifting for the 242-pound weight class.</li> </ul>	<table border="1"> <thead> <tr> <th>Year</th> <th>U-A-T</th> <th>TFL-Yds</th> <th>Sk-Yds</th> <th>INT</th> <th>PD</th> <th>F/R</th> </tr> </thead> <tbody> <tr> <td>2016</td> <td>2-1-3</td> <td>0.0-0</td> <td>0.0-0</td> <td>0</td> <td>0</td> <td>0/0</td> </tr> <tr> <td>CAR</td> <td>2-1-3</td> <td>0.0-0</td> <td>0.0-0</td> <td>0</td> <td>0</td> <td>0/0</td> </tr> <tr> <td colspan="7">Car. Highs: Tackles: 1</td> </tr> </tbody> </table>	Year	U-A-T	TFL-Yds	Sk-Yds	INT	PD	F/R	2016	2-1-3	0.0-0	0.0-0	0	0	0/0	CAR	2-1-3	0.0-0	0.0-0	0	0	0/0	Car. Highs: Tackles: 1						
	Year	U-A-T	TFL-Yds	Sk-Yds	INT	PD	F/R																									
2016	2-1-3	0.0-0	0.0-0	0	0	0/0																										
CAR	2-1-3	0.0-0	0.0-0	0	0	0/0																										
Car. Highs: Tackles: 1																																
		<b>#92 Matt Seiwert (SYE-wert)</b> 6-3, 285, Jr.-1L Conway Springs, Kan. (Conway Springs)	<ul style="list-style-type: none"> <li><b>LAST GAME:</b> Played at West Virginia (10/1/16); No stats</li> <li>Started vs. Missouri State, recording K-State's first INT by a DT since 2011.</li> <li>Played in all 13 games during the 2015 season, primarily on special teams.</li> </ul>	<table border="1"> <thead> <tr> <th>Year</th> <th>U-A-T</th> <th>TFL-Yds</th> <th>Sk-Yds</th> <th>INT</th> <th>PD</th> <th>F/R</th> </tr> </thead> <tbody> <tr> <td>2016</td> <td>3-0-3</td> <td>0.0-0</td> <td>0.0-0</td> <td>1</td> <td>1</td> <td>0/0</td> </tr> <tr> <td>CAR</td> <td>7-2-9</td> <td>0.0-0</td> <td>0.0-0</td> <td>1</td> <td>3</td> <td>0/0</td> </tr> <tr> <td colspan="7">Car. Highs: Tackles: 2; PD: 1</td> </tr> </tbody> </table>	Year	U-A-T	TFL-Yds	Sk-Yds	INT	PD	F/R	2016	3-0-3	0.0-0	0.0-0	1	1	0/0	CAR	7-2-9	0.0-0	0.0-0	1	3	0/0	Car. Highs: Tackles: 2; PD: 1						
Year	U-A-T	TFL-Yds	Sk-Yds	INT	PD	F/R																										
2016	3-0-3	0.0-0	0.0-0	1	1	0/0																										
CAR	7-2-9	0.0-0	0.0-0	1	3	0/0																										
Car. Highs: Tackles: 2; PD: 1																																
DE		<b>#51 Reggie Walker</b> 6-2, 235, Fr.-RS Ponchatoula, La. (Ponchatoula)	<ul style="list-style-type: none"> <li><b>LAST GAME:</b> 3 tackles, 2.0 TFL, 1.0 sack, 1 PD vs. Texas Tech (10/8/16)</li> <li>Ranks 18th nationally with 2 FF, including one near the K-State goal line at WVU.</li> <li>First FR starter at DE under Bill Snyder since at least 1997.</li> </ul>	<table border="1"> <thead> <tr> <th>Year</th> <th>U-A-T</th> <th>TFL-Yds</th> <th>Sk-Yds</th> <th>INT</th> <th>PD</th> <th>F/R</th> </tr> </thead> <tbody> <tr> <td>2016</td> <td>12-1-13</td> <td>4.0-22</td> <td>2.0-18</td> <td>0</td> <td>2</td> <td>2/0</td> </tr> <tr> <td>CAR</td> <td>12-1-13</td> <td>4.0-22</td> <td>2.0-18</td> <td>0</td> <td>2</td> <td>2/0</td> </tr> <tr> <td colspan="7">Car. Highs: Tackles: 5; TFL: 2.0; Sacks: 1.0</td> </tr> </tbody> </table>	Year	U-A-T	TFL-Yds	Sk-Yds	INT	PD	F/R	2016	12-1-13	4.0-22	2.0-18	0	2	2/0	CAR	12-1-13	4.0-22	2.0-18	0	2	2/0	Car. Highs: Tackles: 5; TFL: 2.0; Sacks: 1.0						
	Year	U-A-T	TFL-Yds	Sk-Yds	INT	PD	F/R																									
2016	12-1-13	4.0-22	2.0-18	0	2	2/0																										
CAR	12-1-13	4.0-22	2.0-18	0	2	2/0																										
Car. Highs: Tackles: 5; TFL: 2.0; Sacks: 1.0																																
		<b>#34 Tanner Wood</b> 6-5, 263, Jr.-2L Conway Springs, Kan. (Conway Springs)	<ul style="list-style-type: none"> <li><b>LAST GAME:</b> 2 tackles vs. Texas Tech (10/8/16)</li> <li>Had 2.0 TFLs at Stanford, a new career high.</li> <li>Had a TFL in each of the first 2 games of 2016.</li> </ul>	<table border="1"> <thead> <tr> <th>Year</th> <th>U-A-T</th> <th>TFL-Yds</th> <th>Sk-Yds</th> <th>INT</th> <th>PD</th> <th>F/R</th> </tr> </thead> <tbody> <tr> <td>2016</td> <td>9-1-10</td> <td>3.0-15</td> <td>1.0-12</td> <td>0</td> <td>0</td> <td>1/0</td> </tr> <tr> <td>CAR</td> <td>35-11-46</td> <td>7.5-33</td> <td>3.0-25</td> <td>0</td> <td>1</td> <td>1/0</td> </tr> <tr> <td colspan="7">Car. Highs: Tackles: 6; TFL: 2.0; Sacks: 1.0</td> </tr> </tbody> </table>	Year	U-A-T	TFL-Yds	Sk-Yds	INT	PD	F/R	2016	9-1-10	3.0-15	1.0-12	0	0	1/0	CAR	35-11-46	7.5-33	3.0-25	0	1	1/0	Car. Highs: Tackles: 6; TFL: 2.0; Sacks: 1.0						
Year	U-A-T	TFL-Yds	Sk-Yds	INT	PD	F/R																										
2016	9-1-10	3.0-15	1.0-12	0	0	1/0																										
CAR	35-11-46	7.5-33	3.0-25	0	1	1/0																										
Car. Highs: Tackles: 6; TFL: 2.0; Sacks: 1.0																																
LB		<b>#9 Elijah Lee</b> 6-3, 228, Jr.-2L Blue Springs, Mo. (Blue Springs)	<ul style="list-style-type: none"> <li><b>LAST GAME:</b> 8 tackles, 1 PD vs. Texas Tech (10/8/16)</li> <li>Leads team with 41 tackles, including a career-high 14 at West Virginia.</li> <li>Named the Big 12 Defensive Player of the Week for his efforts at WVU.</li> </ul>	<table border="1"> <thead> <tr> <th>Year</th> <th>U-A-T</th> <th>TFL-Yds</th> <th>Sk-Yds</th> <th>INT</th> <th>PD</th> <th>F/R</th> </tr> </thead> <tbody> <tr> <td>2016</td> <td>28-13-41</td> <td>3.5-8</td> <td>1.0-2</td> <td>1</td> <td>2</td> <td>0/0</td> </tr> <tr> <td>CAR</td> <td>110-30-140</td> <td>15.5-77</td> <td>10.5-64</td> <td>4</td> <td>7</td> <td>2/2</td> </tr> <tr> <td colspan="7">Car. Highs: Tackles: 14; TFL: 3.0; Sacks: 2.0; INT: 2</td> </tr> </tbody> </table>	Year	U-A-T	TFL-Yds	Sk-Yds	INT	PD	F/R	2016	28-13-41	3.5-8	1.0-2	1	2	0/0	CAR	110-30-140	15.5-77	10.5-64	4	7	2/2	Car. Highs: Tackles: 14; TFL: 3.0; Sacks: 2.0; INT: 2						
	Year	U-A-T	TFL-Yds	Sk-Yds	INT	PD	F/R																									
2016	28-13-41	3.5-8	1.0-2	1	2	0/0																										
CAR	110-30-140	15.5-77	10.5-64	4	7	2/2																										
Car. Highs: Tackles: 14; TFL: 3.0; Sacks: 2.0; INT: 2																																
		<b>#41 Sam Sizelove</b> 6-3, 223, So.-1L Argyle, Texas (Argyle)	<ul style="list-style-type: none"> <li><b>LAST GAME:</b> Played vs. Texas Tech (10/8/16); No stats</li> <li>Played in all 13 games in 2015, primarily on special teams.</li> <li>Blocked a punt at KU last year, which was recovered in the end zone for a TD.</li> </ul>	<table border="1"> <thead> <tr> <th>Year</th> <th>U-A-T</th> <th>TFL-Yds</th> <th>Sk-Yds</th> <th>INT</th> <th>PD</th> <th>F/R</th> </tr> </thead> <tbody> <tr> <td>2016</td> <td>3-0-3</td> <td>0.0-0</td> <td>0.0-0</td> <td>0</td> <td>0</td> <td>0/0</td> </tr> <tr> <td>CAR</td> <td>15-3-18</td> <td>0.5-0</td> <td>0.0-0</td> <td>0</td> <td>0</td> <td>1/1</td> </tr> <tr> <td colspan="7">Car. Highs: Tackles: 3; TFL: 0.5</td> </tr> </tbody> </table>	Year	U-A-T	TFL-Yds	Sk-Yds	INT	PD	F/R	2016	3-0-3	0.0-0	0.0-0	0	0	0/0	CAR	15-3-18	0.5-0	0.0-0	0	0	1/1	Car. Highs: Tackles: 3; TFL: 0.5						
Year	U-A-T	TFL-Yds	Sk-Yds	INT	PD	F/R																										
2016	3-0-3	0.0-0	0.0-0	0	0	0/0																										
CAR	15-3-18	0.5-0	0.0-0	0	0	1/1																										
Car. Highs: Tackles: 3; TFL: 0.5																																
LB		<b>#35 Will Davis</b> 6-0, 227, Sr.-3L Southlake, Texas (Carroll)	<ul style="list-style-type: none"> <li><b>LAST GAME:</b> Played vs. Texas Tech (10/8/16); No stats</li> <li>Has played in 44 career games with 16 starts.</li> <li>Set a new career high with 54 tackles in 2015.</li> </ul>	<table border="1"> <thead> <tr> <th>Year</th> <th>U-A-T</th> <th>TFL-Yds</th> <th>Sk-Yds</th> <th>INT</th> <th>PD</th> <th>F/R</th> </tr> </thead> <tbody> <tr> <td>2016</td> <td>1-3-4</td> <td>1.5-3</td> <td>0.0-0</td> <td>0</td> <td>0</td> <td>0/0</td> </tr> <tr> <td>CAR</td> <td>76-33-109</td> <td>4.0-11</td> <td>0.5-2</td> <td>1</td> <td>4</td> <td>0/2</td> </tr> <tr> <td colspan="7">Car. Highs: Tackles: 9; TFL: 1.0; Sacks: 0.5; INT: 1</td> </tr> </tbody> </table>	Year	U-A-T	TFL-Yds	Sk-Yds	INT	PD	F/R	2016	1-3-4	1.5-3	0.0-0	0	0	0/0	CAR	76-33-109	4.0-11	0.5-2	1	4	0/2	Car. Highs: Tackles: 9; TFL: 1.0; Sacks: 0.5; INT: 1						
	Year	U-A-T	TFL-Yds	Sk-Yds	INT	PD	F/R																									
2016	1-3-4	1.5-3	0.0-0	0	0	0/0																										
CAR	76-33-109	4.0-11	0.5-2	1	4	0/2																										
Car. Highs: Tackles: 9; TFL: 1.0; Sacks: 0.5; INT: 1																																
		<b>#58 Trent Tanking</b> 6-2, 224, Jr.-2L Holton, Kan. (Holton)	<ul style="list-style-type: none"> <li><b>LAST GAME:</b> 2 tackles vs. Texas Tech (10/8/16)</li> <li>Leads team with 7 special teams tackles.</li> <li>Played in 8 games last year, totaling 7 special teams tackles.</li> </ul>	<table border="1"> <thead> <tr> <th>Year</th> <th>U-A-T</th> <th>TFL-Yds</th> <th>Sk-Yds</th> <th>INT</th> <th>PD</th> <th>F/R</th> </tr> </thead> <tbody> <tr> <td>2016</td> <td>7-2-9</td> <td>0.0-0</td> <td>0.0-0</td> <td>0</td> <td>0</td> <td>0/0</td> </tr> <tr> <td>CAR</td> <td>19-6-25</td> <td>2.0-3</td> <td>0.0-0</td> <td>0</td> <td>0</td> <td>0/0</td> </tr> <tr> <td colspan="7">Car. Highs: Tackles: 4; TFL: 2.0</td> </tr> </tbody> </table>	Year	U-A-T	TFL-Yds	Sk-Yds	INT	PD	F/R	2016	7-2-9	0.0-0	0.0-0	0	0	0/0	CAR	19-6-25	2.0-3	0.0-0	0	0	0/0	Car. Highs: Tackles: 4; TFL: 2.0						
Year	U-A-T	TFL-Yds	Sk-Yds	INT	PD	F/R																										
2016	7-2-9	0.0-0	0.0-0	0	0	0/0																										
CAR	19-6-25	2.0-3	0.0-0	0	0	0/0																										
Car. Highs: Tackles: 4; TFL: 2.0																																
LB		<b>#52 Charmeachealle Moore (sure-MIKE-you-well)</b> 6-0, 228, Sr.-3L Dallas, Texas (Skyline)	<ul style="list-style-type: none"> <li><b>LAST GAME:</b> 7 tackles vs. Texas Tech (10/8/16)</li> <li>Ranks 5th nationally in fumble recoveries.</li> <li>On the watch list for the 2016 Butkus Award.</li> </ul>	<table border="1"> <thead> <tr> <th>Year</th> <th>U-A-T</th> <th>TFL-Yds</th> <th>Sk-Yds</th> <th>INT</th> <th>PD</th> <th>F/R</th> </tr> </thead> <tbody> <tr> <td>2016</td> <td>17-6-23</td> <td>2.0-4</td> <td>0.0-0</td> <td>0</td> <td>0</td> <td>0/2</td> </tr> <tr> <td>CAR</td> <td>75-16-91</td> <td>9.5-26</td> <td>5.0-18</td> <td>0</td> <td>1</td> <td>3/3</td> </tr> <tr> <td colspan="7">Car. Highs: Tackles: 17; TFL: 4.0; Sacks: 2.0</td> </tr> </tbody> </table>	Year	U-A-T	TFL-Yds	Sk-Yds	INT	PD	F/R	2016	17-6-23	2.0-4	0.0-0	0	0	0/2	CAR	75-16-91	9.5-26	5.0-18	0	1	3/3	Car. Highs: Tackles: 17; TFL: 4.0; Sacks: 2.0						
	Year	U-A-T	TFL-Yds	Sk-Yds	INT	PD	F/R																									
2016	17-6-23	2.0-4	0.0-0	0	0	0/2																										
CAR	75-16-91	9.5-26	5.0-18	0	1	3/3																										
Car. Highs: Tackles: 17; TFL: 4.0; Sacks: 2.0																																
		<b>#46 Jayd Kirby</b> 6-2, 220, Jr.-1L Blooming Grove, Texas (Navarro College)	<ul style="list-style-type: none"> <li><b>LAST GAME:</b> Played vs. Texas Tech (10/8/16); No stats</li> <li>Recovered an onside kick at Stanford and blocked a punt vs. Missouri State.</li> <li>Played in 11 games during his first year at K-State in 2015.</li> </ul>	<table border="1"> <thead> <tr> <th>Year</th> <th>U-A-T</th> <th>TFL-Yds</th> <th>Sk-Yds</th> <th>INT</th> <th>PD</th> <th>F/R</th> </tr> </thead> <tbody> <tr> <td>2016</td> <td>1-0-1</td> <td>0.0-0</td> <td>0.0-0</td> <td>0</td> <td>0</td> <td>0/0</td> </tr> <tr> <td>CAR</td> <td>7-2-9</td> <td>0.0-0</td> <td>0.0-0</td> <td>0</td> <td>0</td> <td>0/1</td> </tr> <tr> <td colspan="7">Car. Highs: Tackles: 3</td> </tr> </tbody> </table>	Year	U-A-T	TFL-Yds	Sk-Yds	INT	PD	F/R	2016	1-0-1	0.0-0	0.0-0	0	0	0/0	CAR	7-2-9	0.0-0	0.0-0	0	0	0/1	Car. Highs: Tackles: 3						
Year	U-A-T	TFL-Yds	Sk-Yds	INT	PD	F/R																										
2016	1-0-1	0.0-0	0.0-0	0	0	0/0																										
CAR	7-2-9	0.0-0	0.0-0	0	0	0/1																										
Car. Highs: Tackles: 3																																
NB		<b>#10 Donnie Starks</b> 6-0, 180, Sr.-2L Crosby, Texas (Crosby)	<ul style="list-style-type: none"> <li><b>LAST GAME:</b> 7 tackles vs. Texas Tech (10/8/16)</li> <li>Started all 13 games – including first 12 at nickelback – in 2015.</li> <li>Ranked 3rd on the team in tackles last year with 55.</li> </ul>	<table border="1"> <thead> <tr> <th>Year</th> <th>U-A-T</th> <th>TFL-Yds</th> <th>Sk-Yds</th> <th>INT</th> <th>PD</th> <th>F/R</th> </tr> </thead> <tbody> <tr> <td>2016</td> <td>11-4-15</td> <td>0.0-0</td> <td>0.0-0</td> <td>0</td> <td>2</td> <td>0/0</td> </tr> <tr> <td>CAR</td> <td>62-13-75</td> <td>3.0-10</td> <td>1.0-3</td> <td>0</td> <td>6</td> <td>0/0</td> </tr> <tr> <td colspan="7">Car. Highs: Tackles: 11; TFL: 1.0; Sacks: 1.0; PD: 2</td> </tr> </tbody> </table>	Year	U-A-T	TFL-Yds	Sk-Yds	INT	PD	F/R	2016	11-4-15	0.0-0	0.0-0	0	2	0/0	CAR	62-13-75	3.0-10	1.0-3	0	6	0/0	Car. Highs: Tackles: 11; TFL: 1.0; Sacks: 1.0; PD: 2						
	Year	U-A-T	TFL-Yds	Sk-Yds	INT	PD	F/R																									
2016	11-4-15	0.0-0	0.0-0	0	2	0/0																										
CAR	62-13-75	3.0-10	1.0-3	0	6	0/0																										
Car. Highs: Tackles: 11; TFL: 1.0; Sacks: 1.0; PD: 2																																
		<b>#23 Cre Moore</b> 6-0, 184, Jr.-1L Broken Arrow, Okla. (Broken Arrow)	<ul style="list-style-type: none"> <li><b>LAST GAME:</b> Played vs. Texas Tech (10/8/16); No stats</li> <li>Has played in 11 career games, including four in 2015.</li> </ul>																													
CB		<b>#8 Duke Shelley</b> 5-9, 175, So.-1L Tucker, Ga. (Tucker)	<ul style="list-style-type: none"> <li><b>LAST GAME:</b> 9 tackles, 1 PD vs. Texas Tech (10/8/16)</li> <li>On the watch list for the 2016 Bronko Nagurski Trophy.</li> <li>Earned Preseason All-Big 12 honors from <i>Athlon</i>.</li> </ul>	<table border="1"> <thead> <tr> <th>Year</th> <th>U-A-T</th> <th>TFL-Yds</th> <th>Sk-Yds</th> <th>INT</th> <th>PD</th> <th>F/R</th> </tr> </thead> <tbody> <tr> <td>2016</td> <td>21-4-25</td> <td>1.0-1</td> <td>0.0-0</td> <td>0</td> <td>2</td> <td>0/0</td> </tr> <tr> <td>CAR</td> <td>49-4-53</td> <td>2.0-4</td> <td>0.0-0</td> <td>0</td> <td>9</td> <td>0/1</td> </tr> <tr> <td colspan="7">Car. Highs: Tackles: 9; TFL: 1.0; PD: 4</td> </tr> </tbody> </table>	Year	U-A-T	TFL-Yds	Sk-Yds	INT	PD	F/R	2016	21-4-25	1.0-1	0.0-0	0	2	0/0	CAR	49-4-53	2.0-4	0.0-0	0	9	0/1	Car. Highs: Tackles: 9; TFL: 1.0; PD: 4						
	Year	U-A-T	TFL-Yds	Sk-Yds	INT	PD	F/R																									
2016	21-4-25	1.0-1	0.0-0	0	2	0/0																										
CAR	49-4-53	2.0-4	0.0-0	0	9	0/1																										
Car. Highs: Tackles: 9; TFL: 1.0; PD: 4																																
		<b>#7 Cedric Dozier</b> 5-10, 180, Sr.-TR Roanoke, Ala. (Univ. of California)	<ul style="list-style-type: none"> <li><b>LAST GAME:</b> 1 tackle vs. Texas Tech (10/8/16)</li> <li>A grad transfer from Cal, who played in 34 career games for the Golden Bears.</li> <li>Started 12 games as a sophomore with 52 tackles and 5 PDs.</li> </ul>	<table border="1"> <thead> <tr> <th>Year</th> <th>U-A-T</th> <th>TFL-Yds</th> <th>Sk-Yds</th> <th>INT</th> <th>PD</th> <th>F/R</th> </tr> </thead> <tbody> <tr> <td>2016</td> <td>3-0-3</td> <td>0.0-0</td> <td>0.0-0</td> <td>0</td> <td>1</td> <td>0/0</td> </tr> <tr> <td>CAR*</td> <td>52-31-83</td> <td>1.5-2</td> <td>0.0-0</td> <td>0</td> <td>10</td> <td>0/0</td> </tr> <tr> <td colspan="7">Car. Highs: Tackles: 8; TFL: 1.0; PD: 2 (* Inc. 3 yrs at Cal)</td> </tr> </tbody> </table>	Year	U-A-T	TFL-Yds	Sk-Yds	INT	PD	F/R	2016	3-0-3	0.0-0	0.0-0	0	1	0/0	CAR*	52-31-83	1.5-2	0.0-0	0	10	0/0	Car. Highs: Tackles: 8; TFL: 1.0; PD: 2 (* Inc. 3 yrs at Cal)						
Year	U-A-T	TFL-Yds	Sk-Yds	INT	PD	F/R																										
2016	3-0-3	0.0-0	0.0-0	0	1	0/0																										
CAR*	52-31-83	1.5-2	0.0-0	0	10	0/0																										
Car. Highs: Tackles: 8; TFL: 1.0; PD: 2 (* Inc. 3 yrs at Cal)																																
SS		<b>#22 Dante Barnett</b> 6-1, 194, Sr.-4L Tulsa, Okla. (Booker T. Washington)	<ul style="list-style-type: none"> <li><b>LAST GAME:</b> 4 tackles, 1.0 TFL, 1 PD vs. Texas Tech (10/8/16)</li> <li>Ranks 5th among active Big 12 players with 202 career tackles.</li> <li>A Preseason All-Big 12 pick by a new major preseason publication.</li> </ul>	<table border="1"> <thead> <tr> <th>Year</th> <th>U-A-T</th> <th>TFL-Yds</th> <th>Sk-Yds</th> <th>INT</th> <th>PD</th> <th>F/R</th> </tr> </thead> <tbody> <tr> <td>2016</td> <td>17-4-21</td> <td>3.5-20</td> <td>1.0-4</td> <td>0</td> <td>1</td> <td>0/0</td> </tr> <tr> <td>CAR</td> <td>153-49-202</td> <td>10.5-39</td> <td>1.0-4</td> <td>7</td> <td>21</td> <td>0/2</td> </tr> <tr> <td colspan="7">Car. Highs: Tackles: 14; TFL: 3.0; INT: 2; PD: 4</td> </tr> </tbody> </table>	Year	U-A-T	TFL-Yds	Sk-Yds	INT	PD	F/R	2016	17-4-21	3.5-20	1.0-4	0	1	0/0	CAR	153-49-202	10.5-39	1.0-4	7	21	0/2	Car. Highs: Tackles: 14; TFL: 3.0; INT: 2; PD: 4						
	Year	U-A-T	TFL-Yds	Sk-Yds	INT	PD	F/R																									
2016	17-4-21	3.5-20	1.0-4	0	1	0/0																										
CAR	153-49-202	10.5-39	1.0-4	7	21	0/2																										
Car. Highs: Tackles: 14; TFL: 3.0; INT: 2; PD: 4																																
		<b>#18 Brogan Barry</b> 6-2, 198, Jr.-1L Topeka, Kan. (Hayden)	<ul style="list-style-type: none"> <li><b>LAST GAME:</b> Played vs. Texas Tech (10/8/16); No stats</li> <li>Tied for team-high honors with 2 special teams tackles at Stanford.</li> <li>Played in 5 games in 2015 as a key special teams contributor.</li> </ul>	<table border="1"> <thead> <tr> <th>Year</th> <th>U-A-T</th> <th>TFL-Yds</th> <th>Sk-Yds</th> <th>INT</th> <th>PD</th> <th>F/R</th> </tr> </thead> <tbody> <tr> <td>2016</td> <td>2-2-4</td> <td>0.0-0</td> <td>0.0-0</td> <td>0</td> <td>0</td> <td>0/0</td> </tr> <tr> <td>CAR</td> <td>5-3-8</td> <td>0.0-0</td> <td>0.0-0</td> <td>0</td> <td>0</td> <td>0/0</td> </tr> <tr> <td colspan="7">Car. Highs: Tackles: 2</td> </tr> </tbody> </table>	Year	U-A-T	TFL-Yds	Sk-Yds	INT	PD	F/R	2016	2-2-4	0.0-0	0.0-0	0	0	0/0	CAR	5-3-8	0.0-0	0.0-0	0	0	0/0	Car. Highs: Tackles: 2						
Year	U-A-T	TFL-Yds	Sk-Yds	INT	PD	F/R																										
2016	2-2-4	0.0-0	0.0-0	0	0	0/0																										
CAR	5-3-8	0.0-0	0.0-0	0	0	0/0																										
Car. Highs: Tackles: 2																																
FS		<b>#21 Kendall Adams</b> 6-1, 217, So.-1L Fort Worth, Texas (All Saints Episcopal)	<ul style="list-style-type: none"> <li><b>LAST GAME:</b> 7 tackles vs. Texas Tech (10/8/16)</li> <li>Recovered a fumble at WVU on the K-State 3-yard line to stop a scoring drive.</li> <li>Recorded his first-career pick against FAU as he is tied for 6th in the Big 12 in INT.</li> </ul>	<table border="1"> <thead> <tr> <th>Year</th> <th>U-A-T</th> <th>TFL-Yds</th> <th>Sk-Yds</th> <th>INT</th> <th>PD</th> <th>F/R</th> </tr> </thead> <tbody> <tr> <td>2016</td> <td>14-2-16</td> <td>0.0-0</td> <td>0.0-0</td> <td>1</td> <td>1</td> <td>0/1</td> </tr> <tr> <td>CAR</td> <td>48-9-57</td> <td>3.5-23</td> <td>1.0-7</td> <td>1</td> <td>1</td> <td>1/1</td> </tr> <tr> <td colspan="7">Car. Highs: Tackles: 12; TFL: 1.0; Sacks: 1.0; INT: 1</td> </tr> </tbody> </table>	Year	U-A-T	TFL-Yds	Sk-Yds	INT	PD	F/R	2016	14-2-16	0.0-0	0.0-0	1	1	0/1	CAR	48-9-57	3.5-23	1.0-7	1	1	1/1	Car. Highs: Tackles: 12; TFL: 1.0; Sacks: 1.0; INT: 1						
	Year	U-A-T	TFL-Yds	Sk-Yds	INT	PD	F/R																									
2016	14-2-16	0.0-0	0.0-0	1	1	0/1																										
CAR	48-9-57	3.5-23	1.0-7	1	1	1/1																										
Car. Highs: Tackles: 12; TFL: 1.0; Sacks: 1.0; INT: 1																																
		<b>#29 Sean Newlan</b> 6-2, 204, Jr.-2L Prairie View, Kan. (Phillipsburg)	<ul style="list-style-type: none"> <li><b>LAST GAME:</b> Played vs. Texas Tech (10/8/16); No stats</li> <li>Saw time in every game last year, including 4 starts.</li> <li>Had 37 tackles over a 4-game stretch vs. OU, UT, BU and TTU.</li> </ul>	<table border="1"> <thead> <tr> <th>Year</th> <th>U-A-T</th> <th>TFL-Yds</th> <th>Sk-Yds</th> <th>INT</th> <th>PD</th> <th>F/R</th> </tr> </thead> <tbody> <tr> <td>2016</td> <td>4-1-5</td> <td>0.0-0</td> <td>0.0-0</td> <td>0</td> <td>0</td> <td>0/0</td> </tr> <tr> <td>CAR</td> <td>57-6-63</td> <td>1.0-1</td> <td>0.0-0</td> <td>0</td> <td>0</td> <td>1/0</td> </tr> <tr> <td colspan="7">Car. Highs: Tackles: 14; TFL: 1.0</td> </tr> </tbody> </table>	Year	U-A-T	TFL-Yds	Sk-Yds	INT	PD	F/R	2016	4-1-5	0.0-0	0.0-0	0	0	0/0	CAR	57-6-63	1.0-1	0.0-0	0	0	1/0	Car. Highs: Tackles: 14; TFL: 1.0						
Year	U-A-T	TFL-Yds	Sk-Yds	INT	PD	F/R																										
2016	4-1-5	0.0-0	0.0-0	0	0	0/0																										
CAR	57-6-63	1.0-1	0.0-0	0	0	1/0																										
Car. Highs: Tackles: 14; TFL: 1.0																																
CB		<b>#2 D.J. Reed</b> 5-9, 188, So.-TR Bakersfield, Calif. (Cerritos College)	<ul style="list-style-type: none"> <li><b>LAST GAME:</b> 7 tackles, 1 INT, 2 PD vs. Texas Tech (10/8/16)</li> <li>Has 2 INTs this year, including a 35-yard return for a TD vs. Texas Tech.</li> <li>Named Big 12 Newcomer of the Week following the Texas Tech game.</li> </ul>	<table border="1"> <thead> <tr> <th>Year</th> <th>U-A-T</th> <th>TFL-Yds</th> <th>Sk-Yds</th> <th>INT</th> <th>PD</th> <th>F/R</th> </tr> </thead> <tbody> <tr> <td>2016</td> <td>16-0-16</td> <td>0.0-0</td> <td>0.0-0</td> <td>2</td> <td>6</td> <td>0/0</td> </tr> <tr> <td>CAR</td> <td>16-6-16</td> <td>0.0-0</td> <td>0.0-0</td> <td>2</td> <td>6</td> <td>0/0</td> </tr> <tr> <td colspan="7">Car. Highs: Tackles: 7; INT: 1</td> </tr> </tbody> </table>	Year	U-A-T	TFL-Yds	Sk-Yds	INT	PD	F/R	2016	16-0-16	0.0-0	0.0-0	2	6	0/0	CAR	16-6-16	0.0-0	0.0-0	2	6	0/0	Car. Highs: Tackles: 7; INT: 1						
	Year	U-A-T	TFL-Yds	Sk-Yds	INT	PD	F/R																									
2016	16-0-16	0.0-0	0.0-0	2	6	0/0																										
CAR	16-6-16	0.0-0	0.0-0	2	6	0/0																										
Car. Highs: Tackles: 7; INT: 1																																
		<b>#6 Johnathan Durham</b> 6-0, 181, Fr.-RS Aledo, Texas (Aledo)	<ul style="list-style-type: none"> <li><b>LAST GAME:</b> Played vs. Florida Atlantic (9/17/16); No stats</li> <li>Earned first team all-state honors from the Texas Associated Press Sports Editors in 2014.</li> <li>Tallied seven interceptions his junior season at Aledo HS.</li> </ul>																													

<b>PK</b>		<b>#16 Matthew McCrane</b> 5-10, 165, Jr.-2L Brownwood, Texas (Brownwood)	<ul style="list-style-type: none"> <li><b>LAST GAME:</b> 3-for-4 FG, 5-for-5 XP vs. Texas Tech (10/8/16)</li> <li>Ranks 2nd nationally in FG % among active players with 30+ career attempts.</li> <li>A Preseason All-Big 12 pick by <i>Athlon</i> and Phil Steele.</li> </ul>	<table border="1"> <thead> <tr> <th>Year</th> <th>FGM-A</th> <th>Pct.</th> <th>LG</th> <th>XPM-A</th> <th>Pct.</th> </tr> </thead> <tbody> <tr> <td>2016</td> <td>8-11</td> <td>72.7</td> <td>42</td> <td>21-21</td> <td>100.0</td> </tr> <tr> <td><b>CAR</b></td> <td><b>33-37</b></td> <td><b>89.2</b></td> <td><b>53</b></td> <td><b>77-78</b></td> <td><b>98.7</b></td> </tr> <tr> <td colspan="6"><b>Car. Highs:</b> FG: 4; XP: 6</td> </tr> </tbody> </table>	Year	FGM-A	Pct.	LG	XPM-A	Pct.	2016	8-11	72.7	42	21-21	100.0	<b>CAR</b>	<b>33-37</b>	<b>89.2</b>	<b>53</b>	<b>77-78</b>	<b>98.7</b>	<b>Car. Highs:</b> FG: 4; XP: 6					
	Year	FGM-A	Pct.	LG	XPM-A	Pct.																						
2016	8-11	72.7	42	21-21	100.0																							
<b>CAR</b>	<b>33-37</b>	<b>89.2</b>	<b>53</b>	<b>77-78</b>	<b>98.7</b>																							
<b>Car. Highs:</b> FG: 4; XP: 6																												
	<b>#40 Ian Patterson</b> 6-0, 210, Sr.-3L Columbia, Mo. (Rock Bridge)	<ul style="list-style-type: none"> <li><b>LAST GAME AT PK:</b> 1-for-2 FG, 4-for-4 XP vs. Michigan (12/28/13)</li> <li>Has not handled a placement or extra-point attempt since 2013 bowl game.</li> <li>Has made a career long 31-yarder at Kansas in 2013.</li> </ul>	<table border="1"> <thead> <tr> <th>Year</th> <th>FGM-A</th> <th>Pct.</th> <th>LG</th> <th>XPM-A</th> <th>Pct.</th> </tr> </thead> <tbody> <tr> <td>2016</td> <td>0-0</td> <td>0.0</td> <td>0</td> <td>0-0</td> <td>0.0</td> </tr> <tr> <td><b>CAR</b></td> <td><b>3-5</b></td> <td><b>60.0</b></td> <td><b>31</b></td> <td><b>12-12</b></td> <td><b>100.0</b></td> </tr> <tr> <td colspan="6"><b>Car. Highs:</b> FG: 1; XP: 4</td> </tr> </tbody> </table>	Year	FGM-A	Pct.	LG	XPM-A	Pct.	2016	0-0	0.0	0	0-0	0.0	<b>CAR</b>	<b>3-5</b>	<b>60.0</b>	<b>31</b>	<b>12-12</b>	<b>100.0</b>	<b>Car. Highs:</b> FG: 1; XP: 4						
Year	FGM-A	Pct.	LG	XPM-A	Pct.																							
2016	0-0	0.0	0	0-0	0.0																							
<b>CAR</b>	<b>3-5</b>	<b>60.0</b>	<b>31</b>	<b>12-12</b>	<b>100.0</b>																							
<b>Car. Highs:</b> FG: 1; XP: 4																												
<b>KO</b>		<b>#40 Ian Patterson</b> 6-0, 210, Sr.-3L Columbia, Mo. (Rock Bridge)	<ul style="list-style-type: none"> <li><b>LAST GAME:</b> 3 KOs, 63.7-yd avg. vs. Missouri State (9/24/16)</li> <li>Primary kickoff man in 38 games dating back to 2013.</li> <li>HS teammate of current Wildcat WR Zach Reuter.</li> </ul>	<table border="1"> <thead> <tr> <th>Year</th> <th>No.</th> <th>Yards</th> <th>Avg.</th> <th>TB</th> </tr> </thead> <tbody> <tr> <td>2016</td> <td>10</td> <td>625</td> <td>62.5</td> <td>2</td> </tr> <tr> <td><b>CAR</b></td> <td><b>204</b></td> <td><b>12,468</b></td> <td><b>61.1</b></td> <td><b>60</b></td> </tr> <tr> <td colspan="5"><b>Car. Highs:</b> KO: 10; Avg: 64.8; TB: 7</td> </tr> </tbody> </table>	Year	No.	Yards	Avg.	TB	2016	10	625	62.5	2	<b>CAR</b>	<b>204</b>	<b>12,468</b>	<b>61.1</b>	<b>60</b>	<b>Car. Highs:</b> KO: 10; Avg: 64.8; TB: 7								
Year	No.	Yards	Avg.	TB																								
2016	10	625	62.5	2																								
<b>CAR</b>	<b>204</b>	<b>12,468</b>	<b>61.1</b>	<b>60</b>																								
<b>Car. Highs:</b> KO: 10; Avg: 64.8; TB: 7																												
<b>HLD</b>		<b>#9 Mitch Lochbihler (LOCK-bee-lur)</b> 6-7, 240, Jr.-SQ Charlotte, N.C. (Charlotte Catholic)	<ul style="list-style-type: none"> <li>A first-time holder who has handled those duties in all 4 games this year.</li> </ul>																									
<b>LS</b>		<b>#43 Drew Scott</b> 6-2, 210, Jr.-SQ Cedar Rapids, Iowa (Xavier)	<ul style="list-style-type: none"> <li><b>LAST GAME:</b> Snapped vs. Texas Tech (10/8/16)</li> <li>Has snapped in 9 career games, including all 5 games this year and 4 during the 2014 season.</li> <li>Connected on all 67 snaps over the course of his junior and senior seasons in HS.</li> </ul>	<table border="1"> <thead> <tr> <th>Year</th> <th>Games</th> </tr> </thead> <tbody> <tr> <td>2016</td> <td>5</td> </tr> <tr> <td><b>CAR</b></td> <td><b>10</b></td> </tr> </tbody> </table>	Year	Games	2016	5	<b>CAR</b>	<b>10</b>																		
	Year	Games																										
2016	5																											
<b>CAR</b>	<b>10</b>																											
	<b>#38 Dalton Harman</b> 6-2, 243, So.-SQ Salina, Kan. (Salina South)	<ul style="list-style-type: none"> <li>In search of his first-career game action.</li> <li>Named an All-American long snapper by Kohl's Kicking.</li> </ul>																										
<b>P</b>		<b>#14 Nick Walsh</b> 5-11, 202, Jr.-2L Lyndon, Kan. (Lyndon)	<ul style="list-style-type: none"> <li><b>LAST GAME:</b> 3 punts, 50.3-yd avg vs. Texas Tech (10/8/16)</li> <li>A Ray Guy Award candidate in 2015 and 2016.</li> <li>Currently ranks 6th in school history in career average.</li> </ul>	<table border="1"> <thead> <tr> <th>Year</th> <th>Punts</th> <th>Yds.</th> <th>Avg.</th> <th>LG</th> <th>I20</th> </tr> </thead> <tbody> <tr> <td>2016</td> <td>17</td> <td>749</td> <td>44.1</td> <td>58</td> <td>3</td> </tr> <tr> <td><b>CAR</b></td> <td><b>128</b></td> <td><b>5,353</b></td> <td><b>41.8</b></td> <td><b>63</b></td> <td><b>33</b></td> </tr> <tr> <td colspan="6"><b>Car. Highs:</b> Punts: 11; Avg: 50.3; I20: 5</td> </tr> </tbody> </table>	Year	Punts	Yds.	Avg.	LG	I20	2016	17	749	44.1	58	3	<b>CAR</b>	<b>128</b>	<b>5,353</b>	<b>41.8</b>	<b>63</b>	<b>33</b>	<b>Car. Highs:</b> Punts: 11; Avg: 50.3; I20: 5					
	Year	Punts	Yds.	Avg.	LG	I20																						
2016	17	749	44.1	58	3																							
<b>CAR</b>	<b>128</b>	<b>5,353</b>	<b>41.8</b>	<b>63</b>	<b>33</b>																							
<b>Car. Highs:</b> Punts: 11; Avg: 50.3; I20: 5																												
	<b>#9 Mitch Lochbihler (LOCK-bee-lur)</b> 6-7, 240, Jr.-SQ Charlotte, N.C. (Charlotte Catholic)	<ul style="list-style-type: none"> <li><b>LAST GAME PUNTING:</b> 1 punt, 40 yards vs. Florida Atlantic (9/17/16)</li> <li>Has played in 10 career games.</li> <li>Booted a career long 50-yarder against Louisiana Tech in 2015.</li> </ul>	<table border="1"> <thead> <tr> <th>Year</th> <th>Punts</th> <th>Yds.</th> <th>Avg.</th> <th>LG</th> <th>I20</th> </tr> </thead> <tbody> <tr> <td>2016</td> <td>1</td> <td>40</td> <td>40.0</td> <td>40</td> <td>0</td> </tr> <tr> <td><b>CAR</b></td> <td><b>7</b></td> <td><b>294</b></td> <td><b>42.0</b></td> <td><b>50</b></td> <td><b>2</b></td> </tr> <tr> <td colspan="6"><b>Car. Highs:</b> Punts: 2; Yds: 97; Avg: 48.5; I20: 2</td> </tr> </tbody> </table>	Year	Punts	Yds.	Avg.	LG	I20	2016	1	40	40.0	40	0	<b>CAR</b>	<b>7</b>	<b>294</b>	<b>42.0</b>	<b>50</b>	<b>2</b>	<b>Car. Highs:</b> Punts: 2; Yds: 97; Avg: 48.5; I20: 2						
Year	Punts	Yds.	Avg.	LG	I20																							
2016	1	40	40.0	40	0																							
<b>CAR</b>	<b>7</b>	<b>294</b>	<b>42.0</b>	<b>50</b>	<b>2</b>																							
<b>Car. Highs:</b> Punts: 2; Yds: 97; Avg: 48.5; I20: 2																												
<b>KOR</b>		<b>#4 Dominique Heath</b> 5-9, 175, So.-1L Huntersville, N.C. (Hopewell)	<ul style="list-style-type: none"> <li><b>LAST GAME RETURNING:</b> 1 ret, 16 yds vs. Texas Tech (10/8/16)</li> <li>Averaged 18.7 yards per kickoff return in high school.</li> </ul>	<table border="1"> <thead> <tr> <th>Year</th> <th>Ret.</th> <th>Yds.</th> <th>Avg.</th> <th>TD</th> <th>LG</th> </tr> </thead> <tbody> <tr> <td>2016</td> <td>1</td> <td>16</td> <td>16.0</td> <td>0</td> <td>16</td> </tr> <tr> <td><b>CAR</b></td> <td><b>5</b></td> <td><b>62</b></td> <td><b>12.4</b></td> <td><b>0</b></td> <td><b>18</b></td> </tr> <tr> <td colspan="6"><b>Car. Highs:</b> Ret: 1; Yds: 18</td> </tr> </tbody> </table>	Year	Ret.	Yds.	Avg.	TD	LG	2016	1	16	16.0	0	16	<b>CAR</b>	<b>5</b>	<b>62</b>	<b>12.4</b>	<b>0</b>	<b>18</b>	<b>Car. Highs:</b> Ret: 1; Yds: 18					
	Year	Ret.	Yds.	Avg.	TD	LG																						
2016	1	16	16.0	0	16																							
<b>CAR</b>	<b>5</b>	<b>62</b>	<b>12.4</b>	<b>0</b>	<b>18</b>																							
<b>Car. Highs:</b> Ret: 1; Yds: 18																												
	<b>#9 Byron Pringle</b> 6-2, 205, So.-TR Tampa, Fla. (Butler CC)	<ul style="list-style-type: none"> <li><b>LAST GAME RETURNING:</b> 4 ret, 159 yds, 1 TD vs. Texas Tech (10/8/16)</li> <li>Ranks 4th nationally with his 34.0-yard KOR avg. including a 99-yd TD vs. TTU.</li> <li>Earned Big 12 Special Teams Player of the Week honors following the TTU game.</li> </ul>	<table border="1"> <thead> <tr> <th>Year</th> <th>Ret.</th> <th>Yds.</th> <th>Avg.</th> <th>TD</th> <th>LG</th> </tr> </thead> <tbody> <tr> <td>2016</td> <td>10</td> <td>340</td> <td>34.0</td> <td>1</td> <td>99</td> </tr> <tr> <td><b>CAR</b></td> <td><b>10</b></td> <td><b>340</b></td> <td><b>34.0</b></td> <td><b>1</b></td> <td><b>99</b></td> </tr> <tr> <td colspan="6"><b>Car. Highs:</b> Ret: 4; Yds: 159; TD: 1</td> </tr> </tbody> </table>	Year	Ret.	Yds.	Avg.	TD	LG	2016	10	340	34.0	1	99	<b>CAR</b>	<b>10</b>	<b>340</b>	<b>34.0</b>	<b>1</b>	<b>99</b>	<b>Car. Highs:</b> Ret: 4; Yds: 159; TD: 1						
Year	Ret.	Yds.	Avg.	TD	LG																							
2016	10	340	34.0	1	99																							
<b>CAR</b>	<b>10</b>	<b>340</b>	<b>34.0</b>	<b>1</b>	<b>99</b>																							
<b>Car. Highs:</b> Ret: 4; Yds: 159; TD: 1																												
<b>PR</b>		<b>#4 Dominique Heath</b> 5-9, 175, So.-1L Huntersville, N.C. (Hopewell)	<ul style="list-style-type: none"> <li><b>LAST GAME RETURNING:</b> 1 ret, 0 yds at West Virginia (10/1/16)</li> <li>Ranks 6th nationally in PR avg. and 2nd in PR TDs</li> <li>Had a 75-yd TD vs. FAU, earning Big 12 Special Teams Player of the Week honors.</li> </ul>	<table border="1"> <thead> <tr> <th>Year</th> <th>Ret.</th> <th>Yds.</th> <th>Avg.</th> <th>TD</th> <th>LG</th> </tr> </thead> <tbody> <tr> <td>2016</td> <td>6</td> <td>111</td> <td>18.5</td> <td>1</td> <td>75</td> </tr> <tr> <td><b>CAR</b></td> <td><b>27</b></td> <td><b>263</b></td> <td><b>9.7</b></td> <td><b>1</b></td> <td><b>75</b></td> </tr> <tr> <td colspan="6"><b>Car. Highs:</b> Ret: 4; Yds: 75; TD: 1</td> </tr> </tbody> </table>	Year	Ret.	Yds.	Avg.	TD	LG	2016	6	111	18.5	1	75	<b>CAR</b>	<b>27</b>	<b>263</b>	<b>9.7</b>	<b>1</b>	<b>75</b>	<b>Car. Highs:</b> Ret: 4; Yds: 75; TD: 1					
	Year	Ret.	Yds.	Avg.	TD	LG																						
2016	6	111	18.5	1	75																							
<b>CAR</b>	<b>27</b>	<b>263</b>	<b>9.7</b>	<b>1</b>	<b>75</b>																							
<b>Car. Highs:</b> Ret: 4; Yds: 75; TD: 1																												
	<b>#9 Byron Pringle</b> 6-2, 205, So.-TR Tampa, Fla. (Butler CC)	<ul style="list-style-type: none"> <li><b>LAST GAME RETURNING:</b> 1 ret, 43 yds vs. Missouri State (9/24/16)</li> <li>Earned Big 12 Special Teams Player of the Week honors after the MSU game.</li> <li>Returned three punts for an 11.7-yard average last year at Butler CC.</li> </ul>	<table border="1"> <thead> <tr> <th>Year</th> <th>Ret.</th> <th>Yds.</th> <th>Avg.</th> <th>TD</th> <th>LG</th> </tr> </thead> <tbody> <tr> <td>2016</td> <td>5</td> <td>52</td> <td>10.4</td> <td>0</td> <td>43</td> </tr> <tr> <td><b>CAR</b></td> <td><b>5</b></td> <td><b>52</b></td> <td><b>10.4</b></td> <td><b>0</b></td> <td><b>43</b></td> </tr> <tr> <td colspan="6"><b>Car. Highs:</b> Ret: 3; Yds: 43</td> </tr> </tbody> </table>	Year	Ret.	Yds.	Avg.	TD	LG	2016	5	52	10.4	0	43	<b>CAR</b>	<b>5</b>	<b>52</b>	<b>10.4</b>	<b>0</b>	<b>43</b>	<b>Car. Highs:</b> Ret: 3; Yds: 43						
Year	Ret.	Yds.	Avg.	TD	LG																							
2016	5	52	10.4	0	43																							
<b>CAR</b>	<b>5</b>	<b>52</b>	<b>10.4</b>	<b>0</b>	<b>43</b>																							
<b>Car. Highs:</b> Ret: 3; Yds: 43																												

## IN-SEASON BIRTHDAYS

Several Wildcats celebrate their birthdays during the 2016 football season. Below is a list of those players in addition to the game days for reference.

<b>AUGUST</b>	<b>OCTOBER</b>	<b>NOVEMBER</b>	<b>DECEMBER</b>
28 – Kendall Adams (1995)	1 – AT WEST VIRGINIA	3 – Osvelt Joseph (1994)	14 – Cameron Morgan (1993)
28 – Devin Anctil (1996)	2 – Jesse Mack (1993)	27 – Alex Barnes (1996)	14 – Dalvin Warmack (1995)
	7 – Konnor Cook (1994)	29 – AT IOWA STATE	17 – Byron Pringle (1993)
	7 – Tom Killilea (1997)	30 – Corey Sutton (1997)	19 – AT BAYLOR
<b>SEPTEMBER</b>	8 – TEXAS TECH		19 – Trent Tanking (1994)
2 – AT STANFORD	8 – Duke Shelley (1996)		26 – KANSAS
2 – Kaelin Key (1997)	9 – Winston Dimel (1995)		27 – Ajahne Brager (1994)
5 – Matt Seiwert (1993)	9 – Blaise Gammon (1996)		28 – Jason Lierz (1993)
8 – Matthew McCrane (1994)	10 – Lucas Munds (1993)		
9 – Tyler Burns (1996)	11 – Carlos Strickland II (1996)		
13 – Ray Price (1994)	13 – Dalton Schoen (1996)		
17 – FLORIDA ATLANTIC	15 – AT OKLAHOMA		
24 – MISSOURI STATE	19 – Aulelio Olomua (1992)		
30 – Chase Johnston (1996)	22 – TEXAS		
	23 – Alex Delton (1996)		

## PRONUNCIATIONS

### PLAYERS

Devin ANCTIL	ANK-tul
AJHANE BRAGER	uh-ZHAWN-ee BRAY-gur
DEANTE Burton	DEE-on-tay
Winston DIMEL	DIM-ul
Trey DISHON	dish-AWN
Scott FRANTZ	FRANCE
Joe HUBENER	HUEB-ner
OSVELT Joseph	AHZ-velt
TERRALE Johnson	tor-RELL
Austin KATSORELOS	CAT-sore-ELL-us
Tom KILLILEA	KILL-ah-lay
Mitch LOCHBIHLER	LOCK-bee-lur

CHARMEACHEALLE Moore	sure-MIKE-you-well
Reid NAJVAR	NYE-vuhr
AULELIO OLOMUA	ah-LAY-lee-oh oh-low-MOO-ah
Zach REUTER	ROY-ter
Dalton/Kaeson RISNER	RISE-ner
Matt SEIWERT	SYE-wert

### COACHES

Dana DIMEL	DIM-ul
Blake SEILER	SYE-Jur



**D.J. REED**  
**DB • 5-9 • 188 • So.-TR**  
 Bakersfield, Calif.  
 (Cerritos College)

**2**

- A late spring signee from Cerritos College who has started each of the first 5 games.
- Has 2 INT, including one he returned 35 yards for a TD vs. Texas Tech, K-State's first pick-six since the 2014 OU game.
- The 35-yard return was also the longest by a Wildcat since **Dante Barnett** went 51 yards vs. Michigan in 2013.
- Named Big 12 Newcomer of the Week following the TTU game.
- Tied for 5th in the Big 12 in INTs and 4th in passes defended.
- Originally attended Fresno State as a walk on in 2014 out of Independence HS in Bakersfield, Calif.

**REED'S GAME-BY-GAME STATS**

Date	Opponent	UA-AT-TT	TFL	SACK	INT	PD	F/R
9/17/16	FAU	3-0-3	0.0-0	0.0-0	<b>1</b>	<b>2</b>	0/0
9/27/16	MISSOURI ST.*	1-0-1	0.0-0	0.0-0	0	1	0/0
10/1/16	at West Virginia	5-0-5	0.0-0	0.0-0	0	1	0/0
10/8/16	TEXAS TECH	7-0-7	0.0-0	0.0-0	<b>1</b>	<b>2</b>	0/0

*Bold Italics* denotes career high; \*Weather-shortened game (one half)

**REED'S CAREER STATS**

Year	G/S	UA-AT-TT	TFL	SACK	INT	PD	F/R
2016	5/5	16-0-16	0.0-0	0.0-0	2	6	0/0
<b>TOTAL</b>	<b>5/5</b>	<b>16-0-16</b>	<b>0.0-0</b>	<b>0.0-0</b>	<b>2</b>	<b>6</b>	<b>0/0</b>



**Dalvin WARMACK**  
**RB • 5-8 • 187 • So.-1L**  
 Blue Springs, Mo.  
 (Blue Springs)

**3**

- A shifty and elusive back who had a career-high 90 yards vs. FAU, which featured a career long 43-yarder on his second rush.
- HS teammates with current Wildcat LB **Elijah Lee**.

**WARMACK'S GAME-BY-GAME RUSHING**

Date	Opponent	No	Yds	TD	LG
9/12/15	at UTSA	5	40	0	22
11/28/15	at Kansas	4	16	0	8
12/5/15	WEST VIRGINIA	1	0	0	0
1/2/16	vs. Arkansas	2	8	0	8
9/2/16	at Stanford	1	7	0	7
9/17/16	FAU	<b>8</b>	<b>90</b>	<b>4</b>	<b>43</b>
9/24/16	MISSOURI ST.*	2	-1	0	5
10/1/16	at West Virginia	<b>8</b>	35	0	18
10/8/16	TEXAS TECH	<b>8</b>	21	0	8

*Bold Italics* denotes career high; \*Weather-shortened game (one half)

**WARMACK'S GAME-BY-GAME RECEIVING**

Date	Opponent	No	Yds	TD	LG
1/2/16	vs. Arkansas	<b>2</b>	<b>27</b>	0	<b>16</b>
9/2/16	at Stanford	1	13	0	13
9/24/16	MISSOURI ST.*	1	3	0	3

*Bold Italics* denotes career high; \*Weather-shortened game (one half)

**WARMACK'S CAREER RUSHING STATS**

Year	G/S	NO	YDS	AVG	TD	LG
2015	9/0	12	64	5.3	0	22
2016	5/0	27	152	5.6	0	43
<b>TOTAL</b>	<b>14/0</b>	<b>39</b>	<b>216</b>	<b>5.5</b>	<b>0</b>	<b>43</b>

**WARMACK'S CAREER RECEIVING STATS**

Year	G/S	NO	YDS	AVG	TD	LG
2015	9/0	2	27	13.5	0	16
2016	5/0	2	16	8.0	0	13
<b>TOTAL</b>	<b>14/0</b>	<b>4</b>	<b>43</b>	<b>10.8</b>	<b>0</b>	<b>16</b>



**Dominique HEATH**  
**WR • 5-9 • 175 • So.-1L**  
 Huntersville, N.C.  
 (Hopewell)

**4**

- Team's leading receiver through 5 games who has 5 third-down conversions among his 12 catches this year.
- Ranks 2nd in the nation and tops in the Big 12 in punt-return avg., while he is also 2nd nationally in punt-return TDs.
- Tallied a 20-yard TD catch and a 75-yard punt return TD vs. FAU en route to Big 12 Special Teams Player of the Week honors.
- The PR score was the first of his career and the longest since **Tramaine Thompson** went 89 yards vs. Missouri State in 2012.
- Also became first Wildcat with a TD catch and a punt-return TD since Thompson vs. MSU in 2012.
- Earned 2016 Preseason All-Big 12 honors as a PR by Phil Steele.

**HEATH'S GAME-BY-GAME RECEIVING**

Date	Opponent	No	Yds	TD	LG
9/5/15	SOUTH DAKOTA	3	54	0	43
9/12/15	at UTSA	3	25	0	10
9/19/15	LOUISIANA TECH	2	42	<b>1</b>	22
10/3/15	at Oklahoma State	3	49	0	36
10/10/15	TCU	3	26	0	10
10/17/15	OKLAHOMA	1	-4	0	0
10/24/15	at Texas	2	23	<b>1</b>	16
11/5/15	BAYLOR	1	3	0	3
11/14/15	at Texas Tech	4	49	<b>1</b>	24
11/21/15	IOWA STATE	<b>5</b>	31	0	13
1/2/16	vs. Arkansas	1	15	0	15
9/2/16	at Stanford	4	<b>65</b>	0	<b>44</b>
9/17/16	FAU	3	40	<b>1</b>	20
9/24/16	MISSOURI ST.*	1	9	<b>1</b>	9
10/1/16	at West Virginia	2	35	0	26
10/8/16	TEXAS TECH	2	21	0	11

*Bold Italics* denotes career high; \*Weather-shortened game (one half)

**HEATH'S GAME-BY-GAME PUNT RET.**

Date	Opponent	No	Yds	TD	LG
9/5/15	SOUTH DAKOTA	3	52	0	31
9/12/15	at UTSA	3	1	0	2
9/19/15	LOUISIANA TECH	2	25	0	58
10/10/15	TCU	2	18	0	18
10/17/15	OKLAHOMA	1	0	0	0
10/24/15	at Texas	1	11	0	11
11/5/15	BAYLOR	1	0	0	0
11/14/15	at Texas Tech	2	34	0	22
11/28/15	at Kansas	1	15	0	15
12/5/15	WEST VIRGINIA	<b>4</b>	-7	0	3
1/2/16	vs. Arkansas	1	3	0	3
9/2/16	at Stanford	1	18	0	18
9/17/16	FAU	1	<b>75</b>	<b>1</b>	<b>75</b>
9/24/16	MISSOURI ST.*	3	18	0	13
10/1/16	at West Virginia	1	0	0	0

*Bold Italics* denotes career high; \*Weather-shortened game (one half)

**HEATH'S CAREER RECEIVING STATS**

Year	G/S	No	Yds	Avg	TD	Lg
2015	13/4	28	313	11.2	3	43
2016	5/0	12	170	14.2	2	44
<b>TOTAL</b>	<b>18/4</b>	<b>40</b>	<b>483</b>	<b>12.1</b>	<b>5</b>	<b>44</b>

**HEATH'S CAREER PUNT RETURN STATS**

Year	G	No	Yds	Avg	TD	Lg
2015	13	21	152	7.2	0	58
2016	5	6	111	18.5	1	75
<b>TOTAL</b>	<b>18</b>	<b>27</b>	<b>263</b>	<b>9.7</b>	<b>1</b>	<b>75</b>



**Alex DELTON**  
**QB • 6-0 • 201 • Fr.-RS**  
 Hays, Kan.  
 (Hays)

**5**

- A dual-threat QB who has seen action in 4 career games.
- Suffered season-ending injury in 2nd game of 2015 but received medical hardship and is classified a RS FR in 2016.
- Rated 23rd in nation among dual-threat QBs in class of 2015.

**DELTON'S GAME-BY-GAME PASSING**

Date	Opponent	C-A-I	Yds	TD	LG
9/24/16	MISSOURI STATE*	3-5-0	11	0	6

\*Weather-shortened game (one half)

**DELTON'S GAME-BY-GAME RUSHING**

Date	Opponent	No	Yds	TD	LG
9/5/15	SOUTH DAKOTA	3	10	0	5
9/12/15	at UTSA	1	8	0	8
9/17/16	FAU	<b>7</b>	<b>37</b>	<b>1</b>	<b>19</b>
9/24/16	MISSOURI STATE*	1	15	0	15

*Bold Italics* denotes career high; \*Weather-shortened game (one half)

**DELTON'S CAREER RUSHING STATS**

Year	G/S	NO	YDS	AVG	TD	LG
2015	2/0	4	18	4.5	0	8
2016	2/0	8	52	6.5	1	19
<b>TOTAL</b>	<b>4/0</b>	<b>12</b>	<b>70</b>	<b>5.8</b>	<b>1</b>	<b>19</b>



**Deante BURTON**  
**WR • 6-2 • 209 • Sr.-3L**  
 Manhattan, Kan.  
 (Manhattan)

**6**

- A local product who started each of the last 18 games.
- Has at least one catch in 12-straight games.
- Had a season long 37-yard reception for a third-down conversion at West Virginia.
- Led team in catches, yards and touchdowns as a junior.
- Earned Big 12 Offensive Player of the Week honors vs. WVU in 2015 after career highs in catches, yards and long reception.

**BURTON'S GAME-BY-GAME STATS**


Date	Opponent	No	Yds	TD	LG
8/30/14	STEPHEN F. AUSTIN	3	40	0	25
9/6/14	at Iowa State	2	19	0	12
9/18/14	AUBURN	2	16	0	10
10/4/14	TEXAS TECH	1	11	0	11
10/25/14	TEXAS	4	55	0	18
11/1/14	OKLAHOMA STATE	3	23	0	15
11/8/14	at TCU	1	0	0	0
11/20/14	at West Virginia	1	7	0	7
9/5/15	SOUTH DAKOTA	2	35	<b>1</b>	24
9/12/15	at UTSA	1	31	0	31
9/19/15	LOUISIANA TECH	<b>5</b>	58	0	19
10/3/15	at Oklahoma State	2	33	<b>1</b>	17
10/10/15	TCU	<b>5</b>	65	0	17
10/24/15	at Texas	<b>5</b>	39	0	10
11/5/15	BAYLOR	2	17	<b>1</b>	10
11/14/15	at Texas Tech	2	17	0	11
11/21/15	IOWA STATE	4	31	0	26
11/28/15	at Kansas	3	16	0	9
12/5/15	WEST VIRGINIA	<b>5</b>	<b>135</b>	<b>1</b>	<b>77</b>
1/2/16	vs. Arkansas	4	33	0	14
9/2/16	at Stanford	4	44	0	16
9/17/16	FAU	1	20	0	20
9/24/16	MISSOURI ST.*	1	20	0	20
10/1/16	at West Virginia	1	37	0	37
10/8/16	TEXAS TECH	2	16	0	12

*Bold Italics* denotes career high; \*Weather-shortened game (one half)

**BURTON'S CAREER STATS**

Year	G/S	No	Yds	Avg	TD	Lg
2013	9/0	0	0	0.0	0	0
2014	13/9	17	171	10.1	0	25
2015	13/13	38	510	13.4	4	77
2016	5/5	9	137	15.2	0	37
<b>TOTAL</b>	<b>40/27</b>	<b>64</b>	<b>818</b>	<b>12.8</b>	<b>4</b>	<b>77</b>





**Isaiah ZUBER**  
WR • 6-0 • 180 • Fr-RS  
Stone Mountain, Ga.  
(Stephenson)

- An athletic player with a bright future.
- Has 2 TD catches this year – at Stanford and vs. Texas Tech.
- Became first Wildcat FR to catch a TD pass in a season opener since **David Allen** had a 37-yd TD catch at NIU in 1997.


**ZUBER'S GAME-BY-GAME RECEIVING**

Date	Opponent	No	Yds	TD	LG
9/2/16	at Stanford	3	34	1	15
10/1/16	at West Virginia	2	29	0	16
10/8/16	TEXAS TECH	3	35	1	16

*Bold Italics* denotes career high

**ZUBER'S CAREER RECEIVING STATS**

Year	G/S	No	Yds	Avg	TD	LG
2016	5/0	8	98	12.2	2	16
<b>TOTAL</b>	<b>5/0</b>	<b>8</b>	<b>98</b>	<b>12.2</b>	<b>2</b>	<b>16</b>



**Joe HUBENER**  
QB • 6-5 • 212 • Sr.-2L  
Cheney, Kan.  
(Cheney)

- Has played in 15 of the last 18 games, including 11 starts in 2015 when he finished in the top-30 nationally in passing yards per completion (17th; 14.02) and rushing TDs (27th; 13).

**HUBENER'S GAME-BY-GAME PASSING**

Date	Opponent	C-A-I	Yds	TD	LG
8/30/14	STEPHEN F. AUSTIN	1-2-0	15	1	15
9/27/14	UTEP	3-4-0	54	0	26
11/1/14	OKLAHOMA STATE	1-5-1	64	0	64
11/8/14	at TCU	2-3-0	85	0	74
11/29/14	KANSAS	2-3-0	17	0	9
9/5/15	SOUTH DAKOTA	9-18-0	147	1	43
9/12/15	at UTSA	12-23-0	243	0	53
9/19/15	LOUISIANA TECH	15-26-0	195	3	31
10/3/15	at Oklahoma State	3-9-1	85	0	72
10/10/15	TCU	13-33-1	157	0	25
10/17/15	OKLAHOMA	4-14-2	39	0	31
10/24/15	at Texas	10-22-1	97	1	16
11/5/15	BAYLOR	12-21-1	151	1	46
11/14/15	at Texas Tech	<b>19-40-1</b>	<b>289</b>	2	35
11/21/15	IOWA STATE	18-31-0	216	1	42
11/28/15	at Kansas	10-17-0	133	0	44
12/5/15	WEST VIRGINIA	6-19-2	85	0	28
1/2/16	vs. Arkansas	0-1-1	0	0	0
9/2/16	at Stanford	3-7-1	36	0	16
9/17/16	FAU	5-5-0	42	0	10

*Bold Italics* denotes career high

**HUBENER'S GAME-BY-GAME RUSHING**

Date	Opponent	No	Yds	TD	LG
11/2/13	IOWA STATE	2	5	0	4
8/30/14	STEPHEN F. AUSTIN	6	32	0	11
9/27/14	UTEP	4	9	1	5
10/25/14	TEXAS	5	46	0	20
11/1/14	OKLAHOMA STATE	2	14	1	13
11/8/14	at TCU	2	12	1	6
11/29/14	KANSAS	8	29	0	8
9/5/15	SOUTH DAKOTA	9	38	0	16
9/12/15	at UTSA	17	58	1	15
9/19/15	LOUISIANA TECH	8	9	0	6
10/3/15	at Oklahoma State	4	8	1	11
10/10/15	TCU	26	111	4	26
10/17/15	OKLAHOMA	9	16	0	7
10/24/15	at Texas	15	18	0	18
11/5/15	BAYLOR	<b>29</b>	<b>153</b>	2	<b>34</b>
11/14/15	at Texas Tech	14	9	3	7
11/21/15	IOWA STATE	20	90	0	16
11/28/15	at Kansas	17	88	2	29
12/5/15	WEST VIRGINIA	12	15	0	6
9/2/16	at Stanford	3	-4	0	4
9/17/16	FAU	6	19	1	6

*Bold Italics* denotes career high

**HUBENER'S CAREER PASSING STATS**

Year	G/S	C-A-I	Pct.	Yds	TD	Lg	Eff.
2013	1/0	0-0-0	0.0	0	0	0	0.0
2014	7/0	9-17-1	52.9	235	1	74	176.7
2015	13/11	131-275-10	47.6	1,837	9	72	107.3
2016	2/0	8-12-1	66.7	78	0	16	104.6
<b>TOTAL</b>	<b>23/11</b>	<b>148-304-12</b>	<b>48.7</b>	<b>2,150</b>	<b>10</b>	<b>74</b>	<b>111.1</b>

**HUBENER'S CAREER RUSHING STATS**

Year	G/S	NO	YDS	AVG	TD	LG
2013	1/0	2	5	2.5	0	4
2014	7/0	27	142	5.3	3	20
2015	13/11	180	613	3.4	13	34
2016	2/0	9	15	1.7	1	6
<b>TOTAL</b>	<b>23/11</b>	<b>218</b>	<b>775</b>	<b>3.6</b>	<b>17</b>	<b>34</b>



**Duke SHELLEY**  
DB • 5-9 • 175 • So.-1L  
Tucker, Ga.  
(Tucker)

- A dynamic, young DB who was expected to redshirt the 2015 season until pressed into playing time and started 8 games.
- A 2016 Preseason All-Big 12 pick by *Athlon*.
- Had 4 breakups vs. WVU in 2015, most nationally by a FR.
- First K-State true FR to start at CB since 2006.

**SHELLEY'S GAME-BY-GAME STATS**

Date	Opponent	UA-AT-TT	TFL	SACK	INT	PD	F/R
10/10/15	TCU	1-0-1	0.0-0	0.0-0	0	0	0/0
10/17/15	OKLAHOMA	6-0-6	0.0-0	0.0-0	0	2	0/0
10/24/15	at Texas	2-0-2	<b>1.0-3</b>	0.0-0	0	0	0/0
11/5/15	BAYLOR	5-0-5	0.0-0	0.0-0	0	1	0/0
11/14/15	at Texas Tech	7-0-7	0.0-0	0.0-0	0	0	0/0
11/21/15	IOWA STATE	3-0-3	0.0-0	0.0-0	0	0	0/1
11/28/15	at Kansas	3-0-3	0.0-0	0.0-0	0	0	0/0
12/5/15	WEST VIRGINIA	1-0-1	0.0-0	0.0-0	0	4	0/0
9/2/16	at Stanford	2-3-5	0.0-0	0.0-0	0	0	0/0
9/17/16	FAU	7-0-7	<b>1.0-1</b>	0.0-0	0	0	0/0
10/1/16	at West Virginia	3-1-4	0.0-0	0.0-0	0	1	0/0
10/8/16	TEXAS TECH	<b>9-0-9</b>	0.0-0	0.0-0	0	1	0/0

*Bold Italics* denotes career high

**SHELLEY'S CAREER STATS**

Year	G/S	UA-AT-TT	TFL	SACK	INT	PD	F/R
2015	8/8	28-0-28	1.0-3	0.0-0	0	7	0/1
2016	5/5	21-4-25	1.0-1	0.0-0	0	2	0/0
<b>TOTAL</b>	<b>13/13</b>	<b>49-4-53</b>	<b>2.0-4</b>	<b>0.0-0</b>	<b>0</b>	<b>8</b>	<b>0/1</b>



**Elijah LEE**  
LB • 6-3 • 228 • Jr.-2L  
Blue Springs, Mo.  
(Blue Springs)

- A high-motor player who has made a successful transition from high school DE to All-Big 12 LB.
- Leads team with 41 tackles – which includes 28 solo stops – after pacing squad with 80 last year.
- Tied for 5th in the Big 12 with 8.2 tackles per game and tied for 25th nationally with 5.6 solo tackles per game.
- Tied his career high with 12 tackles at Stanford before setting a new career high at West Virginia with 14 stops.
- Recorded his 4th-career INT at West Virginia, becoming the first K-State LB with 4 career INTs since **Bryan Hickman** (2000-03).
- Named the Big 12 Defensive Player of the Week following the West Virginia game.
- One of 19 LBs nationally – and the only one from the Big 12 – with 4 career picks.
- A 2016 Preseason All-Big 12 pick from the league's media, *Athlon*, *Lindy's*, *Phil Steele* and *Sporting News*.
- On the watch lists for the 2016 Bednarik and Butkus awards in addition to the Nagurski Trophy.
- HS teammates with current Wildcat RB **Dalvin Warmack**.

**LEE'S GAME-BY-GAME STATS**

Date	Opponent	UA-AT-TT	TFL	SACK	INT	PD	F/R
8/30/14	STEPHEN F. AUSTIN	2-0-2	2.0-11	<b>2.0-11</b>	0	0	1/0
9/6/14	at Iowa State	0-1-1	0.5-2	0.5-2	0	0	0/0
9/27/14	UTEP	4-0-4	0.0-0	0.0-0	0	0	0/0
11/25/14	TEXAS	3-0-3	1.0-10	1.0-10	0	0	0/0
11/1/14	OKLAHOMA ST.	2-0-2	0.0-0	0.0-0	0	0	0/0
11/20/14	at West Virginia	2-0-2	0.0-0	0.0-0	0	1	0/0
11/29/14	KANSAS	1-0-1	1.0-5	1.0-5	0	0	0/0
12/6/14	at Baylor	0-1-1	0.0-0	0.0-0	0	0	0/0
1/2/15	vs. UCLA	1-2-3	0.0-0	0.0-0	0	0	0/0
9/5/15	SOUTH DAKOTA	3-3-6	0.0-0	0.0-0	0	0	0/0
9/12/15	at UTSA	1-1-2	0.0-0	0.0-0	0	0	0/0
9/19/15	LOUISIANA TECH	10-2-12	<b>3.0-12</b>	<b>2.0-8</b>	0	0	1/0
10/3/15	at Oklahoma St.	3-4-7	0.0-0	0.0-0	0	0	0/0
10/10/15	TCU	3-3-3	1.0-2	1.0-2	2	2	0/0
10/17/15	OKLAHOMA	1-0-1	0.0-0	0.0-0	0	0	0/0
10/24/15	at Texas	8-0-8	1.0-5	1.0-5	0	0	0/0
11/5/15	BAYLOR	8-0-8	0.0-0	0.0-0	0	0	0/0
11/14/15	at Texas Tech	10-1-11	1.0-14	1.0-14	0	0	0/0
11/21/15	IOWA STATE	4-0-4	0.0-0	0.0-0	0	0	0/1
11/28/15	at Kansas	6-2-8	1.5-8	1.0-7	0	0	0/0
12/5/15	WEST VIRGINIA	5-0-5	0.0-0	0.0-0	0	1	0/1
1/2/16	vs. Arkansas	5-0-5	0.0-0	0.0-0	1	1	0/0
9/2/16	at Stanford	4-8-12	1.0-4	0.0-0	0	0	0/0
9/17/16	FAU	3-1-4	1.0-1	0.0-0	0	0	0/0
9/24/16	MISSOURI ST.*	2-1-3	0.5-1	0.0-0	0	0	0/0
10/1/16	at West Virginia	<b>12-2-14</b>	1.0-2	1.0-2	1	1	0/0
10/8/16	TEXAS TECH	7-1-8	0.0-0	0.0-0	0	1	0/0

*Bold Italics* denotes career high; \*Weather-shortened game (one half)

**LEE'S CAREER STATS**

Year	G/S	UA-AT-TT	TFL	SACK	INT	PD	F/R
2014	13/0	15-4-19	4.5-28	4.5-28	0	1	1/0
2015	13/13	67-13-80	7.5-41	5.0-34	3	4	1/2
2016	5/5	28-13-41	3.5-8	1.0-2	1	2	0/0
<b>TOTAL</b>	<b>31/18</b>	<b>110-30-140</b>	<b>15.5-77</b>	<b>10.5-64</b>	<b>4</b>	<b>7</b>	<b>2/2</b>



**Byron PRINGLE**  
WR • 6-2 • 205 • So.-TR  
Tampa, Fla.  
(Butler CC)

- A dynamic player who has started each of the first 5 games in addition to handling kickoff-return duties.
- Ranks 4th nationally and tops in the Big 12 in KOR avg.
- Leads the Big 12 in KOR avg by a 8.3-yard margin.
- Had a 99-yard KOR TD vs. Texas Tech, marking K-State's 12th-straight season with a KOR TD to lead the nation.
- Recorded first-career TD reception vs. Missouri St., a game he also had a 43-yd punt return and 35-yd kickoff return.
- Named Big 12 Special Teams Player of the Week following the Missouri State and Texas Tech game.
- Earned Preseason All-Big 12 honors from Phil Steele.
- Rated the 9th-best CC receiver in the Class of 2016 by ESPN.

**PRINGLE'S GAME-BY-GAME RECEIVING**

Date	Opponent	No	Yds	TD	LG
9/2/16	at Stanford	1	14	0	14
9/17/16	FAU	1	36	0	36
9/24/16	MISSOURI ST.*	2	30	1	19
10/1/16	at West Virginia	6	61	0	19
10/8/16	TEXAS TECH	2	26	0	16

*Bold Italics* denotes career high; \*Weather-shortened game (one half)

**PRINGLE'S GAME-BY-GAME KOR**

Date	Opponent	No	Yds	TD	LG
9/2/16	at Stanford	2	45	0	26
9/24/16	MISSOURI ST.*	1	35	0	35
10/1/16	at West Virginia	3	101	0	58
10/8/16	TEXAS TECH	5	159	1	99

*Bold Italics* denotes career high; \*Weather-shortened game (one half)

**PRINGLE'S GAME-BY-GAME PUNT RET.**

Date	Opponent	No	Yds
------	----------	----	-----

**PRINGLE'S CAREER RECEIVING STATS**

YEAR	G/S	NO	YDS	AVG	TD	LG
2016	5/5	10	167	16.7	1	36
<b>TOTAL</b>	<b>5/5</b>	<b>10</b>	<b>167</b>	<b>16.7</b>	<b>1</b>	<b>36</b>

**PRINGLE'S CAREER PUNT RET. STATS**

Year	G	No	Yds	Avg	TD	Lg
2016	5	5	52	10.4	0	43
<b>TOTAL</b>	<b>5</b>	<b>5</b>	<b>52</b>	<b>10.4</b>	<b>0</b>	<b>43</b>

**PRINGLE'S CAREER KOR STATS**

Year	G	No	Yds	Avg	TD	Lg
2016	5	10	340	34.0	1	99
<b>TOTAL</b>	<b>5</b>	<b>10</b>	<b>340</b>	<b>34.0</b>	<b>1</b>	<b>99</b>



**Donnie STARKS**  
**DB • 6-0 • 180 • Sr.-2L**  
 Crosby, Texas  
 (Crosby)

**10**

- A speedy DB who moved into the starting nickelback position as a junior in 2015 and has started each of the last 18 games.
- Finished 3rd on the team last year with 55 tackles.
- Carded first-career sack and a career-high 2 pass breakups vs. No. 2 Baylor.

**STARKS' GAME-BY-GAME STATS**

Date	Opponent	UA-AT-TT	TFL	SACK	INT	PD	F/R
9/27/14	UTEP	3-0-3	0.0-0	0.0-0	0	0	0/0
11/1/14	OKLAHOMA ST.	1-0-1	<b>1.0-3</b>	0.0-0	0	0	0/0
11/29/14	KANSAS	1-0-1	0.0-0	0.0-0	0	0	0/0
9/5/15	SOUTH DAKOTA	2-1-3	0.0-0	0.0-0	0	0	0/0
9/12/15	at UTSA	4-3-7	0.0-0	0.0-0	0	0	0/0
9/19/15	LOUISIANA TECH	3-1-4	0.0-0	0.0-0	0	0	0/0
10/3/15	at Oklahoma St.	<b>8-3-11</b>	0.0-0	0.0-0	0	0	0/0
10/10/15	TCU	5-0-5	0.0-0	0.0-0	0	1	0/0
10/17/15	OKLAHOMA	2-0-2	0.0-0	0.0-0	0	0	0/0
10/24/15	at Texas	4-0-4	0.0-0	0.0-0	0	0	0/0
11/5/15	BAYLOR	4-0-4	<b>1.0-3</b>	<b>1.0-3</b>	0	2	0/0
11/14/15	at Texas Tech	2-1-3	0.0-0	0.0-0	0	0	0/0
11/21/15	IOWA STATE	2-0-2	<b>1.0-4</b>	0.0-0	0	0	0/0
11/28/15	at Kansas	4-0-4	0.0-0	0.0-0	0	0	0/0
12/5/15	WEST VIRGINIA	4-0-4	0.0-0	0.0-0	0	0	0/0
1/2/16	vs. Arkansas	2-0-2	0.0-0	0.0-0	0	1	0/0
9/2/16	at Stanford	0-3-3	0.0-0	0.0-0	0	1	0/0
9/17/16	FAU	1-1-2	0.0-0	0.0-0	0	0	0/0
10/1/16	at West Virginia	3-0-3	0.0-0	0.0-0	0	1	0/0
10/8/16	TEXAS TECH	7-0-7	0.0-0	0.0-0	0	0	0/0

*Bold Italics* denotes career high

**STARKS' CAREER STATS**

Year	G/S	UA-AT-TT	TFL	SACK	INT	PD	F/R
2013	1/0	0-0-0	0.0-0	0.0-0	0	0	0/0
2014	4/0	5-0-5	1.0-3	0.0-0	0	0	0/0
2015	13/13	46-9-55	2.0-7	1.0-3	0	4	0/0
2016	5/5	11-4-15	0.0-0	0.0-0	0	2	0/0
<b>TOTAL</b>	<b>23/18</b>	<b>62-13-75</b>	<b>3.0-10</b>	<b>1.0-3</b>	<b>0</b>	<b>6</b>	<b>0/0</b>



**Nick WALSH**  
**P • 5-11 • 202 • Jr.-2L**  
 Lyndon, Kan.  
 (Lyndon)

**14**

- Former walk-on who ranks 3rd in the Big 12 with his 44.1-yard avg this year and 6th in school history with a 41.82-yard career mark.
- Recorded a 48.7-yard avg in the opener at Stanford, the second highest of his career, before setting a new career high with a 50.3-yard showing against Texas Tech.
- A candidate for the Ray Guy Award in 2015 and 2016.

**WALSH'S GAME-BY-GAME PUNTING**

Date	Opponent	No	Yds	Avg	LG
9/6/14	at Iowa State	4	186	46.5	52
9/18/14	AUBURN	3	136	45.3	56
9/27/14	UTEP	2	89	44.5	48
10/4/14	TEXAS TECH	2	70	35.0	43
10/18/14	at Oklahoma	5	194	38.8	51
10/25/14	TEXAS	4	164	41.0	52
11/1/14	OKLAHOMA STATE	3	110	36.7	40
11/8/14	at TCU	9	341	37.9	55
11/20/14	at West Virginia	4	167	41.8	45
11/29/14	KANSAS	1	32	32.0	32
12/6/14	at Baylor	4	197	43.3	59
1/2/15	vs. UCLA	4	197	49.2	54
9/5/15	SOUTH DAKOTA	4	179	44.8	53
9/12/15	at UTSA	4	147	36.8	40
9/19/15	LOUISIANA TECH	4	151	37.8	55
10/3/15	at Oklahoma State	6	285	47.5	53
10/10/15	TCU	5	218	43.6	<b>63</b>
10/17/15	OKLAHOMA	7	276	39.4	52
10/24/15	at Texas	7	283	40.4	58
11/5/15	BAYLOR	3	107	35.7	45
11/14/15	at Texas Tech	7	302	43.1	51
11/21/15	IOWA STATE	3	116	38.7	46
11/28/15	at Kansas	2	85	42.5	43
12/5/15	WEST VIRGINIA	<b>11</b>	<b>466</b>	42.4	62
1/2/16	vs. Arkansas	4	173	43.2	52
9/2/16	at Stanford	3	146	48.7	51
9/17/16	FAU	4	176	44.0	54
9/24/16	MISSOURI ST.*	2	69	34.5	39
10/1/16	at West Virginia	5	207	41.4	50
10/8/16	TEXAS TECH	3	151	<b>50.3</b>	58

*Bold Italics* denotes career high; \*Weather-shortened game (one half)

**WALSH'S CAREER STATS**

Year	G	No	Yds	Avg	Lg	i20
2014	12	44	1,816	41.3	59	15
2015	13	67	2,788	41.6	63	15
2016	5	17	749	44.1	58	3
<b>TOTAL</b>	<b>30</b>	<b>128</b>	<b>5,353</b>	<b>41.8</b>	<b>63</b>	<b>33</b>



**Jesse ERTZ**  
**QB • 6-3 • 212 • Jr.-1L**  
 Burlington, Iowa  
 (Mediapolis)

**16**

- Has made 6 career starts, including all 5 games in 2016.
- Ranks 36th nationally in yards per completion (13.49).
- Had 2 TD passes, 85 rushing yards and a 40-yard rush vs. Missouri State, all career bests.
- Has rushed for at least 80 yards on 2 occasions this year (Missouri State, Texas Tech), while he has rushing TDs in 3 of the 5 games.
- Voted a team captain for the 2016 season.

**ERTZ'S GAME-BY-GAME PASSING**

Date	Opponent	C-A-I	Yds	TD	LG
9/2/16	at Stanford	<b>16-34-1</b>	<b>207</b>	1	<b>44</b>
9/17/16	FAU	8-13-0	117	1	36
9/24/16	MISSOURI ST.*	7-8-0	94	2	20
10/1/16	at West Virginia	10-30-1	166	0	37
10/8/16	TEXAS TECH	10-20-0	104	1	16

*Bold Italics* denotes career high; \*Weather-shortened game (one half)

**ERTZ'S GAME-BY-GAME RUSHING**

Date	Opponent	No	Yds	TD	LG
8/30/14	STEPHEN F. AUSTIN	1	0	0	0
9/27/14	UTEP	1	6	0	6
11/1/14	OKLAHOMA STATE	3	26	0	20
11/29/14	KANSAS	2	14	0	12
9/5/15	SOUTH DAKOTA	1	5	0	5
9/2/16	at Stanford	<b>13</b>	20	0	19
9/17/16	FAU	9	40	<b>1</b>	12
9/24/16	MISSOURI ST.*	3	<b>85</b>	0	<b>40</b>
10/1/16	at West Virginia	12	25	<b>1</b>	20
10/8/16	TEXAS TECH	10	83	<b>1</b>	27

*Bold Italics* denotes career high; \*Weather-shortened game (one half)

**ERTZ'S CAREER PASSING STATS**

Year	G/S	C-A-I	Pct.	Yds	TD	Lg	Eff.
2016	5/5	51-105-2	48.6	688	5	2	115.5
<b>TOTAL</b>	<b>10/6</b>	<b>51-105-2</b>	<b>48.6</b>	<b>688</b>	<b>5</b>	<b>2</b>	<b>115.5</b>

**ERTZ'S CAREER RUSHING STATS**

Year	G/S	NO	YDS	AVG	TD	LG
2014	4/0	7	46	6.6	0	20
2015	1/1	1	5	5.0	0	5
2016	5/5	47	253	5.4	3	40
<b>TOTAL</b>	<b>10/6</b>	<b>55</b>	<b>304</b>	<b>5.5</b>	<b>3</b>	<b>40</b>



**Matthew McCRANE**  
**PK • 5-10 • 165 • Jr.-2L**  
 Brownwood, Texas  
 (Brownwood)

**16**

- A two-time All-Big 12 place kicker who ranks first in the Big 12 with 1.6 field goals made per game and 4th with 9.0 points per game.
- Currently ranks 2nd nationally in career FG percentage among active players with 30 or more attempts.
- Made first 2 FGs in the 2016 opener, setting the school record for career consec. FG made at 16 (**Jamie Rheem**, 15 in 1999).
- Currently ranks 7th in school history in career FGs made, while he is 8th in PATs made.
- Tied single-game school record with 9 PATs made vs. FAU.
- Has taken over kickoff duties over the last 2 games, averaging 60.4 yards per kick with 5 TBs, including 4 vs. Texas Tech.
- A 2016 Preseason All-Big 12 honoree by *Athlon* and Phil Steele.

**McCRANE'S GAME-BY-GAME STATS**

Date	Opponent	FGM-A	Sequence	XPM-A
8/30/14	STEPHEN F. AUSTIN	0-0		1-1
9/18/14	AUBURN	0-0		1-1
9/27/14	UTEP	1-1	(25)	7-7
10/4/14	TEXAS TECH	1-1	(27)	5-5
10/18/14	at Oklahoma	1-1	(27)	4-4
10/25/14	TEXAS	3-3	(19), (30), (38)	2-2
11/1/14	OKLAHOMA STATE	2-2	(37), (53)	6-6
11/8/14	at TCU	0-0		2-3
11/20/14	at West Virginia	<b>4-5</b>	(36), (44), (19), 22, (32)	2-2
11/29/14	KANSAS	2-2	(41), (52)	5-5
12/6/14	at Baylor	2-2	(24), (47)	3-3
1/2/15	vs. UCLA	2-2	(47), (29)	3-3
9/5/15	SOUTH DAKOTA	2-2	(23), (28)	4-4
9/12/15	at UTSA	0-0		1-1
11/28/15	at Kansas	1-1	(33)	5-5
12/5/15	WEST VIRGINIA	1-1	(40)	3-3
1/2/16	vs. Arkansas	3-3	(36), (21), (32)	2-2
9/2/16	at Stanford	2-3	(30), (30), 42	1-1
9/17/16	FAU	0-0		<b>9-9</b>
9/24/16	MISSOURI ST.*	0-1	42	5-5
10/1/16	at West Virginia	3-4	(37), (31), (22), 43	1-1
10/8/16	TEXAS TECH	3-3	(20), (25), (42)	5-5

() Indicates made FG

*Bold Italics* denotes career high; \*Weather-shortened game (one half)

**McCRANE'S CAREER STATS**

Year	FGM-A	PCT.	1-19	20-29	30-39	40-49	50+
2014	18-19	94.7	2-2	5-6	5-5	4-4	2-2
2015	7-7	100.0	0-0	3-3	3-3	1-1	0-0
2016	8-11	72.7	0-0	3-3	4-4	1-4	0-0
<b>TOTAL</b>	<b>33-37</b>	<b>89.2</b>	<b>2-2</b>	<b>11-12</b>	<b>12-12</b>	<b>6-9</b>	<b>2-2</b>



**Kendall ADAMS**  
DB • 6-1 • 217 • So.-1L  
Fort Worth, Texas  
(All Saints Episcopal)

**21**

- A young, athletic safety who has started 10 career games, including each of the last 9 contests.
- Had a fumble recovery at WVU on the K-State 3-yd line.
- Recorded his first-career INT vs. FAU.
- HS teammate of current Wildcat WR Isaiah Harris.

**ADAMS' GAME-BY-GAME STATS**

Date	Opponent	UA-AT-TT	TFL	SACK	INT	PD	F/R
9/5/15	SOUTH DAKOTA	2-0-2	0.0-0	0.0-0	0	0	0/0
10/17/15	OKLAHOMA	1-1-2	0.0-0	0.0-0	0	0	0/0
10/24/15	at Texas	4-3-7	0.0-0	0.0-0	0	0	0/0
11/21/15	IOWA STATE	<b>11-1-12</b>	1.0-7	<b>1.0-7</b>	0	0	0/0
11/28/15	at Kansas	5-1-6	<b>1.5-12</b>	0.0-0	0	0	0/0
12/5/15	WEST VIRGINIA	6-0-6	0.0-0	0.0-0	0	0	0/0
1/2/16	vs. Arkansas	5-1-6	1.0-4	0.0-0	0	0	0/0
9/2/16	at Stanford	3-2-5	0.0-0	0.0-0	0	0	0/0
9/17/16	FAU	2-0-2	0.0-0	0.0-0	<b>1</b>	<b>1</b>	0/0
10/1/16	at West Virginia	2-0-2	0.0-0	0.0-0	0	0	0/0
10/8/16	TEXAS TECH	7-0-7	0.0-0	0.0-0	0	0	0/0

*Bold Italics* denotes career high

**ADAMS' CAREER STATS**

Year	G/S	UA-AT-TT	TFL	SACK	INT	PD	F/R
2015	12/5	34-7-41	3.5-23	1.0-7	0	0	0/0
2016	5/5	14-2-16	0.0-0	0.0-0	1	1	0/1
<b>TOTAL</b>	<b>17/10</b>	<b>48-9-57</b>	<b>3.5-23</b>	<b>1.0-7</b>	<b>1</b>	<b>1</b>	<b>0/1</b>



**Dante BARNETT**  
DB • 6-1 • 194 • Sr.-4L  
Tulsa, Okla.  
(Booker T. Washington)

**22**

- A veteran safety who entered the season tied for first among active Big 12 players in career starts, a mark that now stands at 34.
- Has 202 career tackles to rank 5th among active Big 12 players and needing 48 more stops to become the school's 27th player with 250 career tackles.
- Already has a 3.5 TFLs through 5 games, just 0.5 shy of his career high of 4.0 in 2014.
- Recorded his first-career sack in his 41st-career game at Stanford, while he had 11 TFL yards against the Cardinal after just 19 in his career entering the season.
- On the 2016 watch lists for the Nagurski and Bednarik awards in addition to the Wuerffel Trophy.
- Also a nominee for the AFCA Good Works Team.
- Earned 2016 Preseason All-Big 12 honors from the league's media, *Athlon*, Phil Steele and *Sporting News*.
- Serving as a team captain for a third-straight season, one of six three-time team captains in school history.
- Has 7 career INTs, 3 shy of entering school's top-10 list.

**BARNETT'S GAME-BY-GAME STATS**

Date	Opponent	UA-AT-TT	TFL	SACK	INT	PD	F/R
9/1/12	MISSOURI STATE	1-0-1	0.0-0	0.0-0	0	0	0/0
9/22/12	at Oklahoma	0-1-1	0.0-0	0.0-0	0	0	0/0
10/13/12	at Iowa State	0-1-1	0.0-0	0.0-0	0	0	0/0
10/20/12	at West Virginia	0-0-0	0.0-0	0.0-0	0	1	0/0
10/27/12	TEXAS TECH	1-1-2	0.0-0	0.0-0	0	0	0/0
11/3/12	OKLAHOMA ST.	1-0-1	0.0-0	0.0-0	0	0	0/0
11/17/12	at Baylor	<b>13-1-14</b>	1.0-6	0.0-0	0	1	0/0
12/1/12	TEXAS	3-1-4	0.0-0	0.0-0	0	0	0/0
8/30/13	N. DAKOTA ST.	4-3-7	1.0-3	0.0-0	1	1	0/0
9/7/13	LOUISIANA	5-4-9	0.0-0	0.0-0	0	2	0/0
9/14/13	UMASS	2-0-2	0.0-0	0.0-0	0	0	0/0
9/21/13	at Texas	5-2-7	0.0-0	0.0-0	0	0	0/0
10/5/13	at Oklahoma St.	6-0-6	0.0-0	0.0-0	0	0	0/0
10/12/13	BAYLOR	2-0-2	0.0-0	0.0-0	0	0	0/0
10/26/13	WEST VIRGINIA	4-0-4	0.0-0	0.0-0	0	0	0/1
11/2/13	IOWA STATE	1-1-2	0.0-0	0.0-0	0	1	0/0
11/9/13	at Texas Tech	4-0-4	0.0-0	0.0-0	0	0	0/0
11/16/13	TCU	8-1-9	0.0-0	0.0-0	0	0	0/0
11/23/13	OKLAHOMA	9-3-12	1.0-4	0.0-0	0	0	0/0
11/30/13	at Kansas	2-1-3	0.0-0	0.0-0	<b>2</b>	<b>2</b>	0/1
12/28/13	vs. Michigan	5-3-8	0.0-0	0.0-0	1	1	0/0
8/30/14	STEPHEN F. AUSTIN	4-0-4	0.0-0	0.0-0	0	0	0/0
9/6/14	at Iowa State	6-0-6	0.0-0	0.0-0	0	0	0/0
9/18/14	AUBURN	4-0-4	0.0-0	0.0-0	0	1	0/0
9/27/14	UTEP	8-4-12	<b>3.0-5</b>	0.0-0	0	0	0/0
10/4/14	TEXAS TECH	5-0-5	1.0-1	0.0-0	0	1	0/0
10/18/14	at Oklahoma	7-4-11	0.0-0	0.0-0	0	0	0/0
10/25/14	TEXAS	2-5-7	0.0-0	0.0-0	0	<b>4</b>	0/0
11/1/14	OKLAHOMA ST.	2-1-3	0.0-0	0.0-0	1	1	0/0
11/8/14	at TCU	1-1-2	0.0-0	0.0-0	0	0	0/0
11/20/14	at West Virginia	6-1-7	0.0-0	0.0-0	1	1	0/0
11/29/14	KANSAS	2-2-4	0.0-0	0.0-0	1	2	0/0
12/6/14	at Baylor	7-1-8	0.0-0	0.0-0	0	0	0/0
1/2/15	vs. UCLA	2-2-4	0.0-0	0.0-0	0	0	0/0
9/5/15	SOUTH DAKOTA	4-1-5	0.0-0	0.0-0	0	0	0/0
9/2/16	at Stanford	3-1-4	2.5-11	<b>1.0-4</b>	0	0	0/0
9/17/16	FAU	1-0-1	0.0-0	0.0-0	0	0	0/0
9/24/16	MISSOURI ST.*	4-0-4	0.0-0	0.0-0	0	0	0/0
10/1/16	at West Virginia	5-3-8	0.0-0	0.0-0	0	0	0/0
10/8/16	TEXAS TECH	4-0-4	1.0-9	0.0-0	0	1	0/0

*Bold Italics* denotes career high; \*Weather-shortened game (one half)

**BARNETT'S CAREER STATS**

Year	G/S	UA-AT-TT	TFL	SACK	INT	PD	F/R
2012	13/2	19-5-24	1.0-6	0.0-0	0	2	0/0
2013	13/13	57-18-75	2.0-7	0.0-0	4	7	0/2
2014	13/13	56-21-77	4.0-6	0.0-0	3	11	0/0
2015	1/1	4-1-5	0.0-0	0.0-0	0	0	0/0
2016	5/5	17-4-21	3.5-20	1.0-4	0	1	0/0
<b>TOTAL</b>	<b>45/34</b>	<b>153-49-202</b>	<b>10.5-39</b>	<b>1.0-4</b>	<b>7</b>	<b>21</b>	<b>0/2</b>



**Charles JONES**  
RB • 5-10 • 208 • Sr.-2L  
Mandeville, La.  
(Mandeville)

**24**

- A tough runner who has been the primary RB over the last 2-plus years but is starting for the first time in 2016.
- Set career highs in yards (128) and carries (19) against Texas Tech.
- His 128 yards against the Red Raiders bettered his previous high of 122 at Texas in 2015, while it was the most by a K-State RB since **John Hubert** went for 220 yards at Kansas in 2013.
- Currently ranks 15th in school history with 1,523 career rushing yards, just 57 yards shy of a tie for 14th and 70 yards away from 13th.
- Also 3 rushing TDs shy of entering the school's career top-10 list.

**JONES' GAME-BY-GAME RUSHING**

Date	Opponent	No	Yds	TD	LG
8/30/14	STEPHEN F. AUSTIN	8	55	2	15
9/6/14	at Iowa State	13	75	2	18
9/18/14	AUBURN	11	22	1	13
9/27/14	UTEP	12	76	<b>3</b>	13
10/4/14	TEXAS TECH	13	65	0	12
10/18/14	at Oklahoma	12	46	0	13
10/25/14	TEXAS	13	49	1	14
11/1/14	OKLAHOMA STATE	10	43	2	9
11/8/14	at TCU	3	-1	0	2
11/20/14	at West Virginia	7	4	0	4
11/29/14	KANSAS	9	42	1	17
12/6/14	at Baylor	13	45	1	11
1/2/15	vs. UCLA	9	19	0	6
9/5/15	SOUTH DAKOTA	10	43	0	7
9/12/15	at UTSA	7	11	0	5
9/19/15	LOUISIANA TECH	7	33	1	13
10/10/15	TCU	13	75	2	28
10/17/15	OKLAHOMA	5	18	0	8
10/24/15	at Texas	18	122	0	22
11/5/15	BAYLOR	16	76	0	13
11/14/15	at Texas Tech	18	99	0	15
11/21/15	IOWA STATE	15	65	2	10
11/28/15	at Kansas	13	70	0	13
12/5/15	WEST VIRGINIA	14	44	0	9
1/2/16	vs. Arkansas	6	40	0	<b>35</b>
9/2/16	at Stanford	8	43	0	14
9/17/16	FAU	8	40	0	9
9/24/16	MISSOURI ST.*	5	23	1	10
10/1/16	at West Virginia	16	53	0	15
10/8/16	TEXAS TECH	<b>19</b>	<b>128</b>	1	31

*Bold Italics* denotes career high; \*Weather-shortened game (one half)

**JONES' GAME-BY-GAME RECEIVING**

Date	Opponent	No	Yds	TD	LG
8/30/14	STEPHEN F. AUSTIN	1	17	0	17
9/18/14	AUBURN	2	16	0	16
11/8/14	at TCU	2	9	0	10
11/29/14	KANSAS	1	13	<b>1</b>	13
1/2/15	vs. UCLA	2	20	0	12
9/19/15	LOUISIANA TECH	2	10	0	6
10/3/15	at Oklahoma State	1	<b>72</b>	<b>0</b>	<b>72</b>
11/5/15	BAYLOR	2	23	0	21
11/14/15	at Texas Tech	2	7	0	8
11/21/15	IOWA STATE	4	28	0	13
12/5/15	WEST VIRGINIA	1	-1	0	0
9/2/16	at Stanford	<b>4</b>	44	0	16
9/17/16	FAU	1	12	0	12
9/24/16	MISSOURI ST.*	1	16	0	16
10/8/16	TEXAS TECH	1	6	0	6

*Bold Italics* denotes career high; \*Weather-shortened game (one half)

**JONES' CAREER RUSHING STATS**

Year	G/S	No	Yds	Avg	TD	Lg
2014	13/0	133	540	4.1	13	18
2015	13/0	142	696	4.9	5	35
2016	5/4	56	287	5.1	2	31
<b>TOTAL</b>	<b>31/4</b>	<b>331</b>	<b>1,523</b>	<b>4.6</b>	<b>20</b>	<b>35</b>

**JONES' CAREER RECEIVING STATS**

Year	G/S	No	Yds	Avg	TD	Lg
2014	13/0	8	75	9.4	1	17
2015	13/0	12	139	11.6	0	72
2016	5/4	7	73	10.4	0	24
<b>TOTAL</b>	<b>31/4</b>	<b>27</b>	<b>287</b>	<b>10.6</b>	<b>1</b>	<b>72</b>



**Justin SILMON**  
RB • 5-10 • 198 • So.-1L  
Tulsa, Okla.  
(Union)

**32**

- A hard-nosed runner who finished the 2015 season ranked 2nd in school history among freshmen with 355 rushing yards.
- Originally came to K-State as a walk-on after a successful prep career that was hampered by injuries.
- Earned a scholarship following the 2015 season and tallied his first-career start at West Virginia.

**SILMON'S GAME-BY-GAME RUSHING**

Date	Opponent	No	Yds	TD	LG
9/5/15	SOUTH DAKOTA	6	51	0	18
9/12/15	at UTSA	6	40	1	14
9/19/15	LOUISIANA TECH	24	119	0	25
10/3/15	at Oklahoma State	15	50	1	8
10/10/15	TCU	6	22	0	10
10/17/15	OKLAHOMA	3	3	0	4
10/24/15	at Texas	2	-2	0	3
11/5/15	BAYLOR	2	28	0	19
11/14/15	at Texas Tech	1	14	0	14
11/21/15	IOWA STATE	3	5	0	3
11/28/15	at Kansas	6	18	0	17
12/5/15	WEST VIRGINIA	3	5	0	3
1/2/16	vs. Arkansas	1	2	0	2
9/2/16	at Stanford	7	26	0	9
9/17/16	FAU	3	18	0	13
9/24/16	MISSOURI ST.*	3	19	0	12
10/1/16	at West Virginia	4	0	0	6

*Bold Italics* denotes career high; \*Weather-shortened game (one half)

**SILMON'S GAME-BY-GAME RECEIVING**

Date	Opponent	No	Yds	TD	LG
9/19/15	LOUISIANA TECH	1	3	0	3

**SILMON'S CAREER RUSHING STATS**

YEAR	G/S	NO	YDS	AVG	TD	LG
2015	13/0	78	355	4.6	2	25
2016	4/1	17	63	3.7	0	13
<b>TOTAL</b>	<b>17/1</b>	<b>95</b>	<b>418</b>	<b>4.4</b>	<b>2</b>	<b>25</b>



**Tanner WOOD**  
**DE • 6-5 • 263 • Jr.-2L**  
 Conway Springs, Kan.  
 (Conway Springs)

**34**

- An athletic DE who had 3.0 TFLs in the first 2 games of the season.
- Talled a career-high 2.0 TFLs at Stanford.
- A two-time First Team Academic All-Big 12 honoree.

**WOOD'S GAME-BY-GAME STATS**

Date	Opponent	UA-AT-TT	TFL	SACK	INT	PD	F/R
8/30/14	STEPHEN F. AUSTIN	0-1-1	0.5-1	0.0-0	0	0	0/0
9/27/14	UTEP	1-0-1	0.0-0	0.0-0	0	0	0/0
9/5/15	SOUTH DAKOTA	2-1-3	1.0-7	1.0-7	0	0	0/0
9/12/15	at UTSA	0-1-1	0.0-0	0.0-0	0	0	0/0
9/19/15	LOUISIANA TECH	2-0-2	0.0-0	0.0-0	0	0	0/0
10/10/15	TCU	2-0-2	0.0-0	0.0-0	0	0	0/0
10/17/15	OKLAHOMA	5-1-6	1.5-3	0.0-0	0	0	0/0
10/24/15	at Texas	4-1-5	0.0-0	0.0-0	0	0	0/0
11/5/15	BAYLOR	0-1-1	0.5-2	0.5-2	0	1	0/0
11/14/15	at Texas Tech	3-2-5	0.5-4	0.5-4	0	0	0/0
11/21/15	IOWA STATE	2-0-2	0.0-0	0.0-0	0	0	0/0
11/28/15	at Kansas	3-1-4	0.5-1	0.0-0	0	0	0/0
12/5/15	WEST VIRGINIA	2-1-3	0.0-0	0.0-0	0	0	0/0
9/2/16	at Stanford	2-0-2	2.0-3	0.0-0	0	0	0/0
9/17/16	FAU	3-0-3	1.0-12	1.0-12	0	0	1/0
9/24/16	MISSOURI ST.*	1-0-1	0.0-0	0.0-0	0	0	0/0
10/1/16	at West Virginia	2-0-2	0.0-0	0.0-0	0	0	0/0
10/8/16	TEXAS TECH	1-1-2	0.0-0	0.0-0	0	0	0/0

*Bold Italics* denotes career high; \*Weather-shortened game (one half)

**WOOD'S CAREER STATS**

Year	G/S	UA-AT-TT	TFL	SACK	INT	PD	F/R
2014	13/0	1-1-2	0.5-1	0.0-0	0	0	0/0
2015	13/0	25-9-34	4.0-17	2.0-13	0	1	0/0
2016	5/0	9-1-10	3.0-15	1.0-12	0	0	1/0
<b>TOTAL</b>	<b>31/0</b>	<b>35-11-46</b>	<b>7.5-33</b>	<b>3.0-25</b>	<b>0</b>	<b>1</b>	<b>1/0</b>



**Will DAVIS**  
**LB • 6-0 • 227 • Sr.-3L**  
 Southlake, Texas  
 (Carroll)

**35**

- A physical LB who made 10 starts in 2015 and finished 4th on the team with a career-high 54 tackles.
- Previous career high in tackles was 35 in 2014.
- A three-time First Team Academic All-Big 12 selection.

**DAVIS' GAME-BY-GAME STATS**

Date	Opponent	UA-AT-TT	TFL	SACK	INT	PD	F/R
9/7/13	LOUISIANA	1-0-1	0.0-0	0.0-0	0	0	0/0
9/14/13	UMASS	3-0-3	0.0-0	0.0-0	0	0	0/0
11/2/13	IOWA STATE	4-1-5	1.0-1	0.0-0	0	0	0/0
11/23/13	OKLAHOMA	1-0-1	0.0-0	0.0-0	0	0	0/0
11/30/13	at Kansas	0-1-1	0.0-0	0.0-0	0	1	0/0
8/30/14	STEPHEN F. AUSTIN	1-1-2	0.0-0	0.0-0	0	0	0/1
9/6/14	at Iowa State	4-2-6	0.0-0	0.0-0	0	1	0/0
9/27/14	UTEP	1-1-2	0.0-0	0.0-0	0	0	0/0
10/4/14	TEXAS TECH	2-0-2	0.0-0	0.0-0	0	0	0/0
10/25/14	TEXAS	3-1-4	0.0-0	0.0-0	0	0	0/0
11/1/14	OKLAHOMA ST.	1-0-1	0.0-0	0.0-0	0	0	0/0
11/8/14	at TCU	2-6-8	1.0-2	0.0-0	0	0	0/0
11/20/14	at West Virginia	1-0-1	0.0-0	0.0-0	0	0	0/0
11/29/14	KANSAS	1-0-1	1.0-4	0.0-0	0	0	0/0
12/6/14	at Baylor	5-1-6	0.0-0	0.0-0	0	0	0/0
1/2/15	vs. UCLA	0-2-2	0.0-0	0.0-0	0	0	0/0
9/5/15	SOUTH DAKOTA	3-0-3	0.0-0	0.0-0	0	0	0/0
9/12/15	at UTSA	4-5-9	0.0-0	0.0-0	0	1	0/0
9/19/15	LOUISIANA TECH	6-0-6	0.0-0	0.0-0	0	1	0/0
10/3/15	at Oklahoma St.	3-0-3	0.0-0	0.0-0	1	1	0/0
10/10/15	TCU	2-1-3	0.0-0	0.0-0	0	0	0/0
10/17/15	OKLAHOMA	5-2-7	0.0-0	0.0-0	0	0	0/0
10/24/15	at Texas	5-3-8	0.0-0	0.0-0	0	0	0/0
11/5/15	BAYLOR	2-2-4	0.5-2	0.5-2	0	0	0/0
11/14/15	at Texas Tech	3-1-4	0.0-0	0.0-0	0	0	0/0
11/21/15	IOWA STATE	1-0-1	0.0-0	0.0-0	0	0	0/1
11/28/15	at Kansas	2-0-2	0.0-0	0.0-0	0	0	0/0
12/5/15	WEST VIRGINIA	1-0-1	0.0-0	0.0-0	0	0	0/0
1/2/16	vs. Arkansas	3-0-3	0.0-0	0.0-0	0	0	0/0
9/2/16	at Stanford	0-2-2	0.5-1	0.0-0	0	0	0/0
9/24/16	MISSOURI ST.*	1-1-2	1.0-2	0.0-0	0	0	0/0

*Bold Italics* denotes career high; \*Weather-shortened game (one half)

**DAVIS' CAREER STATS**

Year	G/S	UA-AT-TT	TFL	SACK	INT	PD	F/R
2013	13/0	14-2-16	0.0-0	0.0-0	0	0	0/0
2014	13/6	21-14-35	2.0-6	0.0-0	0	1	0/1
2015	13/10	40-14-54	0.5-2	0.5-2	1	3	0/1
2016	5/0	1-3-4	1.5-3	0.0-0	0	0	0/0
<b>TOTAL</b>	<b>44/16</b>	<b>76-33-109</b>	<b>4.0-11</b>	<b>0.5-2</b>	<b>1</b>	<b>4</b>	<b>0/2</b>



**Winston DIMEL**  
**FB • 6-1 • 235 • So.-1L**  
 Manhattan, Kan.  
 (Manhattan)

**38**

- A local product who has started all 18 career games.
- Ranks 6th in the Big 12 in total touchdowns.
- Had 6 rushing TDs over a 2-game span vs. FAU and Missouri State, the most by a Wildcat since **Collin Klein** in 2012.
- Recorded 4 rushing TDs vs. FAU, tying for 3rd in school history for a single game, while it is tied for the most by a Big 12 player this year.
- Earned First Team All-Big 12 honors from the league's coaches in 2015, becoming the first Wildcat freshman ever to earn First Team All-Big 12 honors (since 1996).
- A 2016 Preseason All-Big 12 pick by the league's media.

**DIMEL'S GAME-BY-GAME RUSHING**

Date	Opponent	No	Yds	TD	LG
9/5/15	SOUTH DAKOTA	8	29	2	8
9/12/15	at UTSA	8	18	1	5
9/19/15	LOUISIANA TECH	3	1	0	3
10/17/15	OKLAHOMA	2	2	0	2
11/14/15	at Texas Tech	1	1	0	1
11/28/15	at Kansas	5	25	2	12
1/2/16	vs. Arkansas	1	10	1	10
9/17/16	FAU	5	19	4	10
9/24/16	MISSOURI ST.*	7	19	2	7
10/1/16	at West Virginia	1	2	0	2
10/8/16	TEXAS TECH	1	1	0	1

*Bold Italics* denotes career high; \*Weather-shortened game (one half)

**DIMEL'S GAME-BY-GAME RECEIVING**

Date	Opponent	No	Yds	TD	LG
9/12/15	at UTSA	2	80	0	53
11/5/15	BAYLOR	2	58	0	46
11/21/15	IOWA STATE	1	4	1	4
11/28/15	at Kansas	1	44	0	44
12/5/15	WEST VIRGINIA	1	27	0	27
1/2/16	vs. Arkansas	1	48	1	48
9/17/16	FAU	1	5	0	5
9/24/16	MISSOURI ST.*	2	19	0	10
10/1/16	at West Virginia	1	4	0	4

*Bold Italics* denotes career high; \*Weather-shortened game (one half)

**DIMEL'S CAREER RUSHING STATS**

Year	G/S	NO	YDS	AVG	TD	LG
2015	13/13	28	86	3.1	6	12
2016	5/5	14	41	2.9	6	10
<b>TOTAL</b>	<b>18/18</b>	<b>42</b>	<b>127</b>	<b>3.0</b>	<b>12</b>	<b>12</b>

**DIMEL'S CAREER RECEIVING STATS**

Year	G/S	NO	YDS	AVG	TD	LG
2015	13/13	8	261	32.6	2	53
2016	5/5	4	28	7.0	0	10
<b>TOTAL</b>	<b>18/18</b>	<b>12</b>	<b>289</b>	<b>24.1</b>	<b>2</b>	<b>53</b>



**Reggie WALKER**  
**DE • 6-2 • 235 • Fr.-RS**  
 Ponchatoula, La.  
 (Ponchatoula)

**51**

- An athletic DE who has started each of his first 5 career games in 2016.
- Has 2 forced fumbles this year to tie for 18th in the nation and 2nd among freshmen, while he is tied for 3rd overall in the Big 12.
- Is the first freshman starting DE under **Bill Snyder** since at least 1997.
- Pushed for playing time as a true FR before redshirting the 2015 season.
- Earned 2016 Preseason All-Big 12 honors from Phil Steele.

**WALKER'S GAME-BY-GAME STATS**

Date	Opponent	UA-AT-TT	TFL	SACK	INT	PD	F/R
9/2/16	at Stanford	4-1-5	1.0-1	0.0-0	0	0	0/0
9/17/16	FAU	2-0-2	1.0-6	1.0-6	0	1	1/0
9/24/16	MISSOURI ST.*	1-0-1	0.0-0	0.0-0	0	0	0/0
10/1/16	at West Virginia	2-0-2	0.0-0	0.0-0	0	0	1/0
10/8/16	TEXAS TECH	3-0-3	2.0-15	1.0-12	0	1	0/0

*Bold Italics* denotes career high; \*Weather-shortened game (one half)

**WALKER'S CAREER STATS**

Year	G/S	UA-AT-TT	TFL	SACK	INT	PD	F/R
2016	5/5	12-1-13	4.0-22	2.0-18	0	2	2/0
<b>TOTAL</b>	<b>5/5</b>	<b>12-1-13</b>	<b>4.0-22</b>	<b>2.0-18</b>	<b>0</b>	<b>2</b>	<b>2/0</b>



**Charmeachealle MOORE**  
**LB • 6-0 • 228 • Sr.-3L**  
Dallas, Texas  
(Skyline)

**52**

- An athletic and physical LB who has started each of the last 8 games.
- Ranks 5th in the nation and 2nd in the Big 12 in fumble recoveries.
- Returned a fumble 35 yards at Stanford, K-State's longest fumble return since **Jarell Childs** vs. Texas Tech in 2012 (56 yds).
- On the watch list for the 2016 Butkus Award in addition to being a Preseason All-Big 12 pick by Phil Steele.

**MOORE'S GAME-BY-GAME STATS**

Date	Opponent	UA-AT-TT	TFL	SACK	INT	PD	F/R
9/15/12	NORTH TEXAS	1-0-1	0.0-0	0.0-0	0	0	0/0
10/6/12	KANSAS	2-0-2	0.0-0	0.0-0	0	0	1/0
11/3/13	vs. Oregon	1-0-1	0.0-0	0.0-0	0	0	0/0
9/7/13	LOUISIANA	1-0-1	0.0-0	0.0-0	0	0	0/0
9/14/13	UMASS	1-0-1	1.0-1	1.0-1	0	0	0/0
9/21/13	at Texas	0-1-1	0.0-0	0.0-0	0	0	0/0
10/12/13	BAYLOR	1-0-1	0.0-0	0.0-0	0	0	0/0
11/9/13	at Texas Tech	1-0-1	0.0-0	0.0-0	0	1	0/0
12/28/13	vs. Michigan	1-1-2	1.0-2	1.0-2	0	0	1/0
8/30/14	STEPHEN F. AUSTIN	2-0-2	0.0-0	0.0-0	0	0	0/0
9/5/14	SOUTH DAKOTA	3-0-3	0.0-0	0.0-0	0	0	0-0
10/17/14	OKLAHOMA	2-0-2	0.0-0	0.0-0	0	0	0/0
10/24/14	at Texas	1-1-2	0.0-0	0.0-0	0	0	0/0
11/5/14	BAYLOR	2-0-2	0.0-0	0.0-0	0	0	1/0
11/14/14	at Texas Tech	1-2-3	0.0-0	0.0-0	0	0	0/0
11/21/14	IOWA STATE	10-0-10	1.0-1	1.0-1	0	0	0/1
11/28/14	at Kansas	4-2-6	0.5-0	0.0-0	0	0	0/0
12/5/14	WEST VIRGINIA	16-1-17	4.0-18	2.0-14	0	0	0/0
1/2/16	vs. Arkansas	8-2-10	0.0-0	0.0-0	0	0	0/0
9/2/16	at Stanford	3-1-4	0.0-0	0.0-0	0	0	0/1
9/17/16	FAU	2-1-3	0.0-0	0.0-0	0	0	0/1
9/24/16	MISSOURI ST.*	2-3-5	1.0-3	0.0-0	0	0	0/0
10/1/16	at West Virginia	4-0-4	1.0-1	0.0-0	0	0	0/0
10/8/16	TEXAS TECH	6-1-7	0.0-0	0.0-0	0	0	0/0

*Bold Italics* denotes career high; \*Weather-shortened game (one half)

**MOORE'S CAREER STATS**

Year	G/S	UA-AT-TT	TFL	SACK	INT	PD	F/R
2012	10/0	4-0-4	0.0-0	0.0-0	0	0	1/0
2013	13/0	5-2-7	2.0-3	2.0-3	0	1	1/0
2014	1/0	2-0-2	0.0-0	0.0-0	0	0	0/0
2015	12/3	47-8-55	5.5-19	3.0-15	0	0	1/1
2016	5/5	17-6-23	2.0-4	0.0-0	0	0	0/2
<b>TOTAL</b>	<b>41/8</b>	<b>75-16-91</b>	<b>9.5-26</b>	<b>5.0-18</b>	<b>0</b>	<b>1</b>	<b>3/3</b>



**Will GEARY**  
**DT • 6-0 • 298 • Jr.-2L**  
Topeka, Kan.  
(Topeka)

**60**

- A former walk-on who burst onto the scene as a redshirt freshman and was a 12-game starter as a sophomore.
- Recorded a season-high 5 tackles at West Virginia.
- A member of the 2016 Outland Trophy watch list, while he was a Preseason All-Big 12 pick by the league's media, *Athlon*, *Lindy's*, Phil Steele and *Sporting News*.
- Earned 2015 AP All-Big 12 honors after finishing 8th on the team with 45 tackles.

**GEARY'S GAME-BY-GAME STATS**

Date	Opponent	UA-AT-TT	TFL	SACK	INT	PD	F/R
8/30/14	STEPHEN F. AUSTIN	0-1-1	0.5-0	0.0-0	0	0	0/0
9/6/14	at Iowa State	1-0-1	0.0-0	0.0-0	0	0	0/0
9/18/14	AUBURN	0-1-1	0.0-0	0.0-0	0	0	0/0
9/27/14	UTEP	2-0-2	0.0-0	0.0-0	0	0	0/0
10/4/14	TEXAS TECH	1-0-1	0.0-0	0.0-0	0	0	0/0
10/18/14	at Oklahoma	3-2-5	0.0-0	0.0-0	0	0	0/0
10/25/14	TEXAS	0-1-1	0.0-0	0.0-0	0	0	0/0
11/1/14	OKLAHOMA ST.	3-0-3	0.0-0	0.0-0	0	0	0/0
11/8/14	at TCU	0-3-3	0.0-0	0.0-0	0	0	0/0
11/20/14	at West Virginia	2-1-3	1.0-4	1.0-4	0	0	1/0
11/29/14	KANSAS	2-2-4	1.0-2	1.0-2	0	0	0/0
12/6/14	at Baylor	2-0-2	0.0-0	0.0-0	0	0	0/0
1/2/15	vs. UCLA	1-2-3	0.0-0	0.0-0	0	0	0/0
9/5/15	SOUTH DAKOTA	1-0-1	0.0-0	0.0-0	0	0	0/0
9/12/15	at UTSA	1-5-6	0.0-0	0.0-0	0	0	0/0
9/19/15	LOUISIANA TECH	5-1-6	1.5-5	0.5-4	0	0	0/0
10/3/15	at Oklahoma St.	4-0-4	1.0-2	1.0-2	0	0	0/0
10/10/15	TCU	2-0-2	0.0-0	0.0-0	0	0	0/0
10/17/15	OKLAHOMA	6-2-8	3.0-11	2.0-9	0	0	0/0
10/24/15	at Texas	1-1-2	0.0-0	0.0-0	0	0	0/0
11/5/15	BAYLOR	3-0-3	0.0-0	0.0-0	0	0	0/0
11/14/15	at Texas Tech	5-0-5	0.0-0	0.0-0	0	0	1/1
11/21/15	IOWA STATE	4-1-5	0.5-1	0.0-0	0	0	1/0
11/28/15	at Kansas	1-1-2	0.0-0	0.0-0	0	0	0/0
12/5/15	WEST VIRGINIA	1-1-2	0.5-1	0.0-0	0	0	0/0
9/2/16	at Stanford	2-1-3	0.0-0	0.0-0	0	0	0/0
9/17/16	FAU	1-1-2	0.0-0	0.0-0	0	0	0/1
9/24/16	MISSOURI ST.*	2-0-2	0.0-0	0.0-0	0	0	0/0
10/1/16	at West Virginia	5-0-5	1.0-2	0.0-0	0	0	0/0
10/8/16	TEXAS TECH	2-1-3	0.0-0	0.0-0	0	0	0/0

*Bold Italics* denotes career high; \*Weather-shortened game (one half)

**GEARY'S CAREER STATS**

Year	G/S	UA-AT-TT	TFL	SACK	INT	PD	F/R
2014	13/5	17-13-30	2.5-6	2.0-6	0	0	1/0
2015	12/12	34-11-45	6.5-20	3.5-15	0	0	2/1
2016	5/5	12-3-15	1.0-2	0.0-0	0	0	0/1
<b>TOTAL</b>	<b>30/22</b>	<b>63-27-90</b>	<b>10.0-28</b>	<b>5.5-21</b>	<b>0</b>	<b>0</b>	<b>3/2</b>



**Jordan WILLIS**  
**DE • 6-5 • 258 • Sr.-3L**  
Kansas City, Mo.  
(Rockhurst)

**75**

- A force at DE who has started each of the last 31 games.
- Ranks 4th nationally in sacks and 17th in the nation in TFL, leading the Big 12 in both categories.
- Has 20.5 career sacks to tie for 5th in school history, 8th nationally among active players and tops among active Big 12 players.
- Has the most career sacks by a Wildcat since **Ian Campbell** also had 20.5 from 2005-08.
- Has a sack in 7 of the last 9 games dating back to last year, while he has at least a half TFL in each of the last 9 contests.
- Has 5 career forced fumbles, which is 2nd among active Big 12 players and is 2 shy of the school's top-10 list.
- On the 2016 Preseason watch list for the Hendricks Award, while he was a Preseason All-Big 12 selection by the league's media, *Athlon*, *Lindy's* and Phil Steele.
- Named the "Best Pass Rusher in the Big 12" and the 12th-best DE in the nation according to *Lindy's*.
- Voted a team captain for the 2016 season.

**WILLIS' GAME-BY-GAME STATS**

Date	Opponent	UA-AT-TT	TFL	SACK	INT	PD	F/R
11/2/13	IOWA STATE	1-0-1	1.0-1	1.0-0	0	0	0/0
8/30/14	STEPHEN F. AUSTIN	2-0-2	1.0-8	1.0-8	0	0	0/0
9/6/14	at Iowa State	2-0-2	0.0-0	0.0-0	0	0	0/0
9/18/14	AUBURN	0-1-1	0.0-0	0.0-0	0	0	0/0
9/27/14	UTEP	0-1-1	0.0-0	0.0-0	0	0	0/0
10/18/14	at Oklahoma	0-5-5	0.5-0	0.0-0	0	0	0/0
10/25/14	TEXAS	1-0-1	0.0-0	0.0-0	0	0	0/0
11/1/14	OKLAHOMA ST.	2-0-2	2.0-17	2.0-17	0	0	0/0
11/8/14	at TCU	1-6-7	2.0-6	0.0-0	0	0	0/0
11/20/14	at West Virginia	2-0-2	1.0-6	1.0-6	0	0	0/0
11/29/14	KANSAS	1-0-1	0.0-0	0.0-0	0	1	0/0
1/2/15	vs. UCLA	0-1-1	0.0-0	0.0-0	0	0	0/0
9/5/15	SOUTH DAKOTA	1-1-2	0.0-0	0.0-0	0	0	0/0
9/12/15	at UTSA	2-1-3	2.0-5	0.0-0	0	0	0/0
9/19/15	LOUISIANA TECH	5-1-6	3.5-23	3.5-23	0	0	1/1
10/3/15	at Oklahoma St.	3-0-3	1.0-6	0.0-0	0	1	1/0
10/10/15	TCU	1-0-1	0.0-0	0.0-0	0	0	0/0
10/17/15	OKLAHOMA	1-1-2	1.0-2	0.0-0	0	0	0/0
10/24/15	at Texas	2-0-2	1.0-1	0.0-0	0	0	0/0
11/5/15	BAYLOR	2-0-2	0.0-0	0.0-0	0	0	0/0
11/14/15	at Texas Tech	1-0-1	0.0-0	0.0-0	0	0	0/0
11/21/15	IOWA STATE	3-1-4	2.5-5	2.0-5	0	1	2/0
11/28/15	at Kansas	4-0-4	2.0-11	2.0-11	0	0	0/0
12/5/15	WEST VIRGINIA	0-1-1	0.5-1	0.0-0	0	1	0/0
1/2/16	vs. Arkansas	5-0-5	2.0-9	2.0-9	0	0	0/0
9/2/16	at Stanford	3-2-5	1.0-1	1.0-1	0	0	1/0
9/17/16	FAU	3-1-4	1.0-11	1.0-11	0	0	0/0
9/24/16	MISSOURI ST.*	1-1-2	1.5-4	0.0-0	0	0	0/1
10/1/16	at West Virginia	5-0-5	2.0-12	2.0-12	0	0	0/0
10/8/16	TEXAS TECH	4-0-4	2.0-21	2.0-21	0	0	0/0

*Bold Italics* denotes career high; \*Weather-shortened game (one half)

**WILLIS' CAREER STATS**

Year	G/S	UA-AT-TT	TFL	SACK	INT	PD	F/R
2013	9/0	1-0-1	1.0-1	1.0-1	0	0	0/0
2014	13/13	11-14-25	6.5-37	4.0-31	0	1	0/0
2015	13/13	30-6-36	15.5-63	9.5-48	0	4	4/1
2016	5/5	16-4-20	7.5-49	6.0-45	0	0	1/1
<b>TOTAL</b>	<b>40/31</b>	<b>58-24-82</b>	<b>30.5-150</b>	<b>20.5-125</b>	<b>0</b>	<b>4</b>	<b>5/2</b>



**Trey DISHON**  
**DT • 6-2 • 300 • Fr.-RS**  
Horton, Kan.  
(Horton)

**99**

- A powerful, young DT who has started all 4 of his career games played.
- Became first FR to start at DT under **Bill Snyder** since **Alphonso Moran** started the first 7 games of the 2005 season.

**DISHON'S GAME-BY-GAME STATS**

Date	Opponent	UA-AT-TT	TFL	SACK	INT	PD	F/R
9/2/16	at Stanford	1-0-1	0.0-0	0.0-0	0	0	0/0
9/17/16	FAU	0-1-1	0.0-0	0.0-0	0	0	0/0
10/1/16	at West Virginia	1-0-1	0.0-0	0.0-0	0	0	0/0

*Bold Italics* denotes career high

**DISHON'S CAREER STATS**

Year	G/S	UA-AT-TT	TFL	SACK	INT	PD	F/R
2016	4/4	2-1-3	0.0-0	0.0-0	0	0	0/0
<b>TOTAL</b>	<b>4/4</b>	<b>2-1-3</b>	<b>0.0-0</b>	<b>0.0-0</b>	<b>0</b>	<b>0</b>	<b>0/0</b>

# 2016 STATISTICS

OVERALL: 3-2 (HOME: 3-0, ROAD: 0-2, NEUTRAL: 0-0) | BIG 12 CONFERENCE: 1-1 (HOME: 1-0, ROAD: 0-1, NEUTRAL: 0-0)

## RESULTS 3-2 [1-1 BIG 12]

DATE	(C/FP/NP/C) OPPONENT	RESULT	SCORE	TV	ATTEND
Sept. 5	at 8/7 Stanford	L	13-26	FS1	46,147
Sept. 17	Florida Atlantic	W	63-7	FSN	50,871
Sept. 24	Missouri State	W	35-0	K-StateHD.TV	51,686
Oct. 1	at n/r/v West Virginia*	L	16-17	ESPNU	61,701
Oct. 8	n/r/v Texas Tech*	W	44-38	ESPNU	51,540
Oct. 15	at 19/20 Oklahoma*			ESPN	
Oct. 22	Texas*			ABC, ESPN or ESPN2	
Oct. 29	at Iowa State*				
Nov. 5	n/r/v Oklahoma State*				
Nov. 19	at 11/8 Baylor*				
Nov. 26	Kansas*				
Dec. 3	at n/r/v TCU*				

\* Big 12 Conference Game

## TEAM STATISTICS

	KANSAS STATE	OPPONENTS
<b>SCORING</b>	171	88
Points Per Game	34.2	17.6
Points Off Turnovers	38	0
<b>FIRST DOWNS</b>	93	84
Rushing	49	24
Passing	38	55
Penalty	6	5
<b>RUSHING YARDAGE</b>	944	404
Yards gained rushing	1065	576
Yards lost rushing	121	172
Rushing Attempts	189	147
Average Per Rush	5.0	2.7
Average Per Game	188.8	80.8
TDs Rushing	13	7
<b>PASSING YARDAGE</b>	777	1147
Comp-Att-Int	62-122-3	103-163-5
Average Per Pass	6.4	7.0
Average Per Catch	12.5	11.1
Average Per Game	155.4	229.4
TDs Passing	5	4
<b>TOTAL OFFENSE</b>	1721	1551
Total Plays	311	310
Average Per Play	5.5	5.0
Average Per Game	344.2	310.2
<b>KICK RETURNS: #-Yards</b>	12-362	20-363
<b>PUNT RETURNS: #-Yards</b>	12-173	10-26
<b>INT RETURNS: #-Yards</b>	5-50	3-26
<b>KICK RETURN AVERAGE</b>	30.2	18.1
<b>PUNT RETURN AVERAGE</b>	14.4	2.6
<b>INT RETURN AVERAGE</b>	10.0	8.7
<b>FUMBLES-LOST</b>	2-1	8-5
<b>PENALTIES-Yards</b>	34-248	29-279
Average Per Game	49.6	55.8
<b>PUNTS-Yards</b>	18-789	24-1000
Average Per Punt	43.8	41.7
Net punt average	41.3	34.5
<b>KICKOFFS-Yards</b>	32-1942	18-1053
Average Per Kick	60.7	58.5
Net kick average	42.3	31.4
<b>TIME OF POSSESSION/Game</b>	28:57	25:03
<b>3RD-DOWN Conversions</b>	28/64	23/64
3rd-Down Pct	44%	36%
<b>4TH-DOWN Conversions</b>	4/6	3/9
4th-Down Pct	67%	33%
<b>SACKS BY-Yards</b>	12-93	12-65
<b>MISC YARDS</b>	0	0
<b>TOUCHDOWNS SCORED</b>	21	11
<b>FIELD GOALS-ATTEMPTS</b>	8-11	3-4
<b>ON-SIDE KICKS</b>	1-2	1-1
<b>RED-ZONE SCORES</b>	(26-26) 100%	(9-12) 75%
<b>RED-ZONE TOUCHDOWNS</b>	(18-26) 69%	(7-12) 58%
<b>PAT-ATTEMPTS</b>	(21-21) 100%	(11-11) 100%
<b>ATTENDANCE</b>	154097	107848
Games/Avg Per Game	3/51366	2/53924
Neutral Site Games		0/0

SCORE BY QUARTERS	1ST	2ND	3RD	4TH (OT)	TOTAL
Kansas State	56	68	13	34	171
Opponents	17	28	6	37	88

## RUSHING

PLAYER	GP	ATT.	GAIN	LOSS	NET	AVG.	TD	LONG	YPG
Jones, Charles	5	56	301	14	287	5.1	2	31	57.4
Ertz, Jesse	5	47	319	66	253	5.4	3	40	50.6
Warmack, Dalvin	5	27	160	8	152	5.6	0	43	30.4
Barnes, Alex	5	9	78	0	78	8.7	0	22	15.6
Silmon, Justin	4	17	72	9	63	3.7	0	13	15.8
Delton, Alex	2	8	64	12	52	6.5	1	19	26.0
Dimel, Winston	5	14	43	2	41	2.9	6	10	8.2
Hubener, Joe	2	9	23	8	15	1.7	1	6	7.5
Pringle, Byron	5	1	5	0	5	5.0	0	5	1.0
TEAM	1	1	0	2	-2	-2.0	0	0	-2.0
Total.....	5	189	1065	121	944	5.0	13	43	188.8
Opponents.....	5	147	576	172	404	2.7	7	41	80.8

## PASSING

PLAYER	G	EFFIC.	CMP-ATT-INT	PCT.	YARDS	TD	LG	AVG/G
Ertz, Jesse	5	115.52	51-105-2	48.6	688	5	44	137.6
Hubener, Joe	2	104.60	8-12-1	66.7	78	0	16	39.0
Delton, Alex	2	78.48	3-5-0	60.0	11	0	6	5.5
Total.....	5	112.92	62-122-3	50.8	777	5	44	155.4
Opponents.....	5	124.26	103-163-5	63.2	1147	4	61	229.4

## RECEIVING

PLAYER	G	NO	YDS	AVG	TD	LONG	AVG/G
Heath, Dominique	5	12	170	14.2	2	44	34.0
Pringle, Byron	5	10	167	16.7	1	36	33.4
Burton, Deante	5	9	137	15.2	0	37	27.4
Zuber, Isaiah	5	8	98	12.2	2	16	19.6
Jones, Charles	5	7	73	10.4	0	24	14.6
Harris, Isaiah	1	6	46	7.7	0	10	46.0
Dimel, Winston	5	4	28	7.0	0	10	5.6
Sutton, Corey	5	2	34	17.0	0	28	6.8
Warmack, Dalvin	5	2	16	8.0	0	13	3.2
Valentine, Dayton	5	2	8	4.0	0	6	1.6
Total.....	5	62	777	12.5	5	44	155.4
Opponents.....	5	103	1147	11.1	4	61	229.4

## TOTAL OFFENSE

PLAYER	G	PLAYS	RUSH	PASS	TOTAL	AVG/G
Ertz, Jesse	5	152	253	688	941	188.2
Jones, Charles	5	56	287	0	287	57.4
Warmack, Dalvin	5	27	152	0	152	30.4
Hubener, Joe	2	21	15	78	93	46.5
Barnes, Alex	5	9	78	0	78	15.6
Delton, Alex	2	13	52	11	63	31.5
Silmon, Justin	4	17	63	0	63	15.8
Dimel, Winston	5	14	41	0	41	8.2
Pringle, Byron	5	1	5	0	5	1.0
TEAM	1	1	-2	0	-2	-2.0
Total.....	5	311	944	777	1721	344.2
Opponents.....	5	310	404	1147	1551	310.2

# 2016 STATISTICS

**OVERALL: 3-2 (HOME: 3-0, ROAD: 0-2, NEUTRAL: 0-0) | BIG 12 CONFERENCE: 1-1 (HOME: 1-0, ROAD: 0-1, NEUTRAL: 0-0)**

## SCORING

PLAYER	TD	FGS	-----PATs-----						SAF	PTS
			KICK	RUSH	RCV	PASS	DXP			
McCrane, Matthew	0	8-11	21-21	0-0	0	0-0	0	0	0	45
Dimel, Winston	6	0-0	0-0	0-0	0	0-0	0	0	0	36
Ertz, Jesse	3	0-0	0-0	0-0	0	0-0	0	0	0	18
Heath, Dominique	3	0-0	0-0	0-0	0	0-0	0	0	0	18
Jones, Charles	2	0-0	0-0	0-0	0	0-0	0	0	0	12
Pringle, Byron	2	0-0	0-0	0-0	0	0-0	0	0	0	12
Zuber, Isaiah	2	0-0	0-0	0-0	0	0-0	0	0	0	12
Hubener, Joe	1	0-0	0-0	0-0	0	0-0	0	0	0	6
Delton, Alex	1	0-0	0-0	0-0	0	0-0	0	0	0	6
Reed, D.J.	1	0-0	0-0	0-0	0	0-0	0	0	0	6
Total.....	21	8-11	21-21	0-0	0	0-0	0	0	0	171
Opponents.....	11	3-4	11-11	0-0	0	0-0	0	1	1	88

## PUNT RETURNS

PLAYER	NO	YDS	AVG	TD	LONG
Heath, Dominique	6	111	18.5	1	75
Pringle, Byron	5	52	10.4	0	43
Kirby, Jayd	1	10	10.0	0	0
Total.....	12	173	14.4	1	75
Opponents.....	10	26	2.6	0	16

## KICKOFF RETURNS

PLAYER	NO	YDS	AVG	TD	LONG
Pringle, Byron	10	340	34.0	1	99
Davis, Will	1	6	6.0	0	6
Heath, Dominique	1	16	16.0	0	16
Total.....	12	362	30.2	1	99
Opponents.....	20	363	18.1	0	33

## INTERCEPTIONS

PLAYER	NO	YDS	AVG	TD	LONG
Reed, D.J.	2	35	17.5	1	35
Seiwert, Matt	1	0	0.0	0	0
Adams, Kendall	1	15	15.0	0	15
Lee, Elijah	1	0	0.0	0	0
Total.....	5	50	10.0	1	35
Opponents.....	3	26	8.7	0	26

## FUMBLE RETURNS

PLAYER	NO	YDS	AVG	TD	LONG
Moore, Charmeachealle	2	55	27.5	0	35
Willis, Jordan	1	7	7.0	0	7
Total.....	3	62	20.7	0	35
Opponents.....	0	0	0.0	0	0

## ALL-PURPOSE YARDAGE

PLAYER	G	RUSH	REC	PR	KOR	IR	TOT	AVG/G
Pringle, Byron	5	5	167	52	340	0	564	112.8
Jones, Charles	5	287	73	0	0	0	360	72.0
Heath, Dominique	5	0	170	111	16	0	297	59.4
Ertz, Jesse	5	253	0	0	0	0	253	50.6
Warmack, Dalvin	5	152	16	0	0	0	168	33.6
Burton, Deante	5	0	137	0	0	0	137	27.4
Zuber, Isaiah	5	0	98	0	0	0	98	19.6
Barnes, Alex	5	78	0	0	0	0	78	15.6
Dimel, Winston	5	41	28	0	0	0	69	13.8
Silmon, Justin	4	63	0	0	0	0	63	15.8
Delton, Alex	2	52	0	0	0	0	52	26.0
Harris, Isaiah	1	0	46	0	0	0	46	46.0
Reed, D.J.	5	0	0	0	0	35	35	7.0
Sutton, Corey	5	0	34	0	0	0	34	6.8
Adams, Kendall	5	0	0	0	0	15	15	3.0
Hubener, Joe	2	15	0	0	0	0	15	7.5
Kirby, Jayd	5	0	0	10	0	0	10	2.0
Valentine, Dayton	5	0	8	0	0	0	8	1.6
Davis, Will	5	0	0	0	6	0	6	1.2
TEAM	1	-2	0	0	0	0	-2	-2.0
Total.....	5	944	777	173	362	50	2306	461.2
Opponents.....	5	404	1147	26	363	26	1966	393.2

## PUNTING

PLAYER	NO	YDS	AVG	LONG	TB	FC	I20	BLKD
Walsh, Nick	17	749	44.1	58	1	3	3	0
Lochbihler, Mitch	1	40	40.0	40	0	0	0	0
Total.....	18	789	43.8	58	1	3	3	0
Opponents.....	24	1000	41.7	59	0	4	10	1

## FIELD GOAL SEQUENCE

GAME	KANSAS STATE	OPPONENTS
Stanford	(30),(30),42	(50)
Florida Atlantic	--	--
Missouri State	42	--
West Virginia	(37) (31) (22) 43	30 (37)
Texas Tech	(20),(25),(42)	(34)

( ) - Made

## KICKOFFS

PLAYER	NO	YDS	AVG	TB	OB	RETN	NET	YDLN
McCrane, Matthew	22	1317	59.9	7	1			
Patterson, Ian	10	625	62.5	2	2			
Total.....	32	1942	60.7	9	3	363	42.3	22
Opponents.....	18	1053	58.5	5	0	362	31.4	33

# 2016 STATISTICS


OVERALL: 3-2 (HOME: 3-0, ROAD: 0-2, NEUTRAL: 0-0) | BIG 12 CONFERENCE: 1-1 (HOME: 1-0, ROAD: 0-1, NEUTRAL: 0-0)

## GAME-BY-GAME PASSING

JESSE ERTZ	Comp	Att	Int	Pct	Yards	TD	Long	Sack	Yds	Effic.
Stanford	16	34	1	47.1	207	1	44	6	26	102.20
Florida Atlantic	8	13	0	61.5	117	1	36	1	5	162.52
Missouri State	7	8	0	87.5	94	2	20	0	0	268.70
West Virginia	10	30	1	33.3	166	0	37	3	22	73.15
Texas Tech	10	20	0	50.0	104	1	16	0	0	110.18
Oklahoma										
Texas										
Iowa State										
Oklahoma State										
Baylor										
Kansas										
TCU										
<b>TOTALS</b>	<b>51</b>	<b>105</b>	<b>2</b>	<b>48.6</b>	<b>688</b>	<b>5</b>	<b>44</b>	<b>10</b>	<b>53</b>	<b>115.52</b>



JOE HUBENER	Comp	Att	Int	Pct	Yards	TD	Long	Sack	Yds	Effic.
Stanford	3	7	1	42.9	36	0	16	1	8	57.49
Florida Atlantic	5	5	0	100.0	42	0	10	0	0	170.56
Missouri State				DNP						
West Virginia				DNP						
Texas Tech				DNP						
Oklahoma										
Texas										
Iowa State										
Oklahoma State										
Baylor										
Kansas										
TCU										
<b>TOTALS</b>	<b>8</b>	<b>12</b>	<b>1</b>	<b>66.7</b>	<b>78</b>	<b>0</b>	<b>16</b>	<b>1</b>	<b>8</b>	<b>104.60</b>



## GAME-BY-GAME RUSHING (NO-YDS/TDs)

PLAYER	NO-YDS/TDs	STAN	FAU	MSU	WVU	TTU	OU	UT	ISU	OSU	BU	KU	TCU
Jones, Charles	56-287/2	8-43/0	8-40	5-23/1	16-53/0	19-128/1							
Ertz, Jesse	47-253/3	13-20/0	9-40/1	3-85/0	12-25/1	10-83/1							
Warmack, D.	27-152/0	1-7/0	8-90/0	2--1/0	8-35/0	8-21/0							
Barnes, Alex	9-78/0	—	8-73/0	1-5/0	—	—							
Silmon, Justin	17-63/0	7-26/0	3-18/0	3-19/0	4-0/0	DNP							
Delton, Alex	8-52/1	DNP	7-37/1	1-15/0	DNP	DNP							
Dimel, Winston	14-41/6	—	5-19/4	7-19/2	1-2/0	1-1/0							
Hubener, Joe	9-15/1	3--4/0	6-19/1	DNP	DNP	DNP							
Pringle, Byron	1-5/0	—	—	—	1-5/0	—							
<b>TOTALS</b>	<b>189-944/13</b>	<b>32-92/0</b>	<b>54-336/7</b>	<b>22-165/3</b>	<b>42-120/1</b>	<b>39-231/2</b>							

## GAME-BY-GAME RECEIVING (NO-YDS/TDs)

PLAYER	NO-YDS/TDs	STAN	FAU	MSU	WVU	TTU	OU	UT	ISU	OSU	BU	KU	TCU
Heath, D.	12-170/2	4-65/0	3-40/1	1-9/1	2-35/0	2-21/0							
Pringle, Byron	10-167/1	1-14/0	1-36/0	2-30/1	4-61/0	2-26/0							
Burton, Deante	9-137/0	4-44/0	1-20/0	1-20/0	1-37/0	2-16/0							
Zuber, Isaiah	8-98/2	3-34/1	—	—	2-29/0	3-35/1							
Jones, Charles	7-73/0	4-39/0	1-12/0	1-16/0	—	1-6/0							
Harris, Isaiah	6-46/0	DNP	6-46/0	DNP	DNP	DNP							
Sutton, Corey	2-34/0	1-28/0	—	1-6/0	—	—							
Dimel, Winston	4-28/0	—	1-5/0	2-19/0	1-4/0	—							
Warmack, Dalvin	1-13/0	1-13/0	—	1-3/0	—	—							
Valentine, Dayton	1-6/0	1-6/0	—	1-2/0	—	—							
<b>TOTALS</b>	<b>62-777/5</b>	<b>19-243/0</b>	<b>13-159/1</b>	<b>10-105/2</b>	<b>10-166/0</b>	<b>10-104/1</b>							



# 2016 STATISTICS

**OVERALL: 3-2 (HOME: 3-0, ROAD: 0-2, NEUTRAL: 0-0) | BIG 12 CONFERENCE: 1-1 (HOME: 1-0, ROAD: 0-1, NEUTRAL: 0-0)**

## DEFENSIVE STATISTICS

PLAYER	GP	SOLO	AST	TOTAL	TFL-YDS	SACKS-YDS	INT-YDS	PBU	QBH	FR	FF	BLK	SA
Lee, Elijah	5	28	13	41	3.5-8	1.0-2	1-0	1	.	.	.	.	.
Shelley, Duke	5	21	4	25	1.0-1	.	.	2	.	.	.	.	.
Moore, Charmeachealle	5	17	6	23	2.0-4	.	.	.	.	2-55	.	.	.
Barnett, Dante	5	17	4	21	3.5-20	1.0-4	.	1	.	.	.	.	.
Willis, Jordan	5	16	4	20	7.5-49	6.0-45	.	.	.	1-7	1	.	.
Adams, Kendall	5	14	2	16	.	.	1-15	.	.	1-0	.	.	.
Reed, D.J.	5	16	.	16	.	.	2-35	4	.	.	.	.	.
Geary, Will	5	12	3	15	1.0-2	.	.	.	.	1-0	.	.	.
Starks, Donnie	5	11	4	15	.	.	.	2	.	.	.	.	.
Walker, Reggie	5	12	1	13	4.0-22	2.0-18	.	2	.	.	2	.	.
Wood, Tanner	5	9	1	10	3.0-15	1.0-12	.	.	.	.	1	.	.
Tanking, Trent	5	7	2	9	.	.	.	.	.	.	.	.	.
Couchman, Colborn	5	3	2	5	.	.	.	.	.	.	.	.	.
Newlan, Sean	5	4	1	5	.	.	.	.	.	.	.	.	.
Davis, Will	5	1	3	4	1.5-3	.	.	.	.	.	.	.	.
Barry, Brogan	5	2	2	4	.	.	.	.	.	.	.	.	.
Dozier, Cedric	2	3	.	3	.	.	.	1	.	.	.	.	.
Sullivan, Elijah	4	3	.	3	.	.	.	.	.	.	.	.	.
Dishon, Trey	4	2	1	3	.	.	.	.	.	.	.	.	.
Sizelove, Sam	5	3	.	3	.	.	.	.	.	.	.	.	.
Seiwert, Matt	5	3	.	3	.	.	1-0	.	.	.	.	.	.
Barnes, Alex	5	2	.	2	.	.	.	.	.	.	.	.	.
Johnston, Chase	5	1	1	2	.	.	.	.	.	.	.	.	.
Patterson, Ian	3	2	.	2	.	.	.	.	.	.	.	.	.
Goolsby, Denzel	5	1	1	2	.	.	.	.	.	.	.	.	.
Mack, Ryan	4	2	.	2	.	.	.	.	.	.	.	.	.
Reese, C.J.	2	1	.	1	.	.	.	.	.	.	.	.	.
Price, Ray	2	1	.	1	1.0-12	1.0-12	.	.	.	.	.	.	.
Kirby, Jayd	5	1	.	1	.	.	.	.	.	.	.	1	.
Risner, Dalton	5	1	.	1	.	.	.	.	.	.	.	.	.
Moore, Colby	5	.	1	1	.	.	.	.	.	.	.	.	.
Heath, Dominique	5	1	.	1	.	.	.	.	.	.	.	.	.
Clark, Davis	4	.	.	.	.	.	.	.	.	.	.	.	.
<b>Total.....</b>	<b>5</b>	<b>217</b>	<b>56</b>	<b>273</b>	<b>28-136</b>	<b>12-93</b>	<b>5-50</b>	<b>13</b>	<b>.</b>	<b>5-62</b>	<b>4</b>	<b>1</b>	<b>.</b>
<b>Opponents.....</b>	<b>5</b>	<b>219</b>	<b>50</b>	<b>269</b>	<b>32.0-119</b>	<b>12-65</b>	<b>3-26</b>	<b>18</b>	<b>.</b>	<b>1-0</b>	<b>1</b>	<b>.</b>	<b>1</b>

## SPECIAL TEAMS TACKLES

PLAYER	TOTAL	KO	PUNT
Tanking, Trent	7	4	3
Couchman, Colborn	4	2	2
Barry, Brogan	4	4	0
Sullivan, Elijah	3	3	0
Newlan, Sean	3	3	0
Sizelove, Sam	3	1	2
Patterson, Ian	2	2	0
Barnes, Alex	2	0	2
Johnston, Chase	2	2	1
Mackm, Ryan	1	1	0
Moore, Colby	1	1	0
Goolsby, Denzel	1	0	1
<b>TOTALS</b>	<b>33</b>	<b>23</b>	<b>10</b>

# 2016 STATISTICS

OVERALL: 3-2 (HOME: 3-0, ROAD: 0-2, NEUTRAL: 0-0) | BIG 12 CONFERENCE: 1-1 (HOME: 1-0, ROAD: 0-1, NEUTRAL: 0-0)

## GAME-BY-GAME TACKLES

PLAYER	UT-AT-TT	STAN	FAU	MSU	WVU	TTU	OU	UT	ISU	OSU	BU	KU	TCU
Lee, Elijah	28-13-41	4-8-12	3-1-4	2-1-3	12-2-14	7-1-8							
Shelley, Duke	21-4-25	2-3-5	7-0-7	—	3-1-4	9-0-9							
Moore, C.	17-6-23	3-1-4	3-1-4	2-3-5	4-0-4	6-1-7							
Barnett, Dante	17-4-21	3-1-4	1-0-1	4-0-4	5-3-8	4-0-4							
Willis, Jordan	16-4-20	3-2-5	3-1-4	1-1-2	5-0-5	4-0-4							
Reed, D.J.	16-0-16	—	3-0-3	1-0-1	5-0-5	7-0-7							
Adams, Kendall	14-2-16	3-2-5	2-0-2	—	2-0-2	7-0-7							
Geary, Will	12-3-15	2-1-3	1-1-2	2-0-2	5-0-5	2-1-3							
Starks, Donnie	11-4-15	0-3-3	1-1-2	—	3-0-3	7-0-7							
Walker, Reggie	12-1-13	4-1-5	1-0-1	1-0-1	2-0-2	3-0-3							
Wood, Tanner	9-1-10	2-0-2	3-0-3	1-0-1	2-0-2	1-1-2							
Tanking, Trent	7-2-9	1-1-2	3-1-4	1-0-1	—	2-0-2							
Newlan, Sean	4-1-5	—	3-0-3	—	1-1-2	—							
Couchman, C.	3-2-5	—	2-2-4	1-0-1	—	—							
Barry, Brogan	2-2-4	0-2-2	1-0-1	—	1-0-1	—							
Davis, Will	1-3-4	0-2-2	—	1-1-2	—	—							
Sizelove, Sam	3-0-3	—	1-0-1	1-0-1	1-0-1	—							
Dozier, Cedric	3-0-3	DNP	2-0-2	DNP	DNP	1-0-1							
Sullivan, Elijah	3-0-3	DNP	—	1-0-1	—	2-0-2							
Seiwert, Matt	3-0-3	—	2-0-2	1-0-1	—	—							
Dishon, Trey	2-1-3	1-0-1	0-1-1	DNP	1-0-1	—							
Mack, Ryan	2-0-2	—	1-0-1	DNP	—	1-0-1							
Goalsby, Denzel	1-1-2	—	0-1-1	—	1-0-1	—							
Kirby, Jayd	1-0-1	—	1-0-1	—	—	—							
Price, Ray	1-0-1	DNP	1-0-1	DNP	—	DNP							
Moore, Colby	0-1-1	0-1-1	—	—	—	—							

## GAME-BY-GAME TACKLES FOR LOSS

PLAYER	TFL-Yds	STAN	FAU	MSU	WVU	TTU	OU	UT	ISU	OSU	BU	KU	TCU
Willis, Jordan	7.5-49	1.0-1	1.0-11	1.5-4	2.0-12	2.0-21							
Walker, Reggie	4.0-22	1.0-1	1.0-6	—	—	2.0-15							
Barnett, Dante	3.5-20	2.5-11	—	—	—	1.0-9							
Lee, Elijah	3.5-8	1.0-4	1.0-1	0.5-1	1.0-2	—							
Wood, Tanner	3.0-15	2.0-3	1.0-12	—	—	—							
Moore, C.	2.0-4	—	—	1.0-3	1.0-1	—							
Davis, Will	1.5-3	0.5-1	—	1.0-2	—	—							
Price, Ray	1.0-12	—	1.0-12	DNP	—	DNP							
Geary, Will	1.0-2	—	—	—	1.0-2	—							
Shelley, Duke	1.0-1	—	1.0-1	—	—	—							
<b>TOTALS</b>	<b>28.0-136</b>	<b>8.0-21</b>	<b>6.0-43</b>	<b>4.0-10</b>	<b>5.0-17</b>	<b>5.0-45</b>							

## GAME-BY-GAME SACKS

PLAYER	UT-AT-TT	STAN	FAU	MSU	WVU	TTU	OU	UT	ISU	OSU	BU	KU	TCU
Willis, Jordan	6.0-45	1.0-1	1.0-11	—	2.0-12	2.0-21							
Walker, Reggie	2.0-18	—	1.0-6	—	—	1.0-12							
Price, Ray	1.0-12	DNP	1.0-12	—	—	DNP							
Wood, Tanner	1.0-12	—	1.0-12	—	—	—							
Barnett, Dante	1.0-4	1.0-4	—	—	—	—							
Lee, Elijah	1.0-2	—	—	—	1.0-2	—							
<b>TOTALS</b>	<b>12.0-93</b>	<b>2.0-5</b>	<b>4.0-41</b>	<b>0.0-0</b>	<b>3.0-14</b>	<b>3.0-33</b>							

# 2016 STATISTICS

OVERALL: 3-2 (HOME: 3-0, ROAD: 0-2, NEUTRAL: 0-0) | BIG 12 CONFERENCE: 1-1 (HOME: 1-0, ROAD: 0-1, NEUTRAL: 0-0)

## GAME-BY-GAME SUMMARIES

GAME	Final Score	Score By Quarter				First Downs				Rushing			Passing			Total Offense		Punting	Fumbles	Penalty	Third Downs	Total ToP
		1	2	3	4 (OT)	Ru	Pa	Pn	Tot	Att	Yds	TD	C-A-I	Yds	TD	Att	Yds	No-Avg	No-Lost	No-Yds		
K-State	13	0	3	3	7	6	11	1	18	32	92	0	19-41-2	243	1	73	335	3-48.7	0-0	8-44	8-18	30:58
Stanford	26	3	14	0	9	3	10	0	13	30	105	2	15-19-0	167	1	49	272	5-46.0	2-1	4-26	6-12	29:02
Florida Atlantic	7	0	0	0	7	8	4	1	13	37	82	1	15-28-2	129	0	65	211	8-39.5	3-2	10-93	1-13	24:30
K-State	63	21	21	7	14	15	7	2	24	54	336	7	13-18-0	360	1	72	495	5-43.2	1-1	12-105	7-13	35:30
Missouri State	0	0	0	—	—	3	0	1	4	17	30	0	3-12-1	24	0	29	54	5-38.0	2-1	0-0	3-9	14:05
K-State	35	14	21	—	—	8	5	0	13	22	165	3	10-13-0	105	2	35	270	2-34.5	0-0	2-24	1-4	15:55
K-State	16	7	6	3	0	7	8	2	17	42	120	1	10-30-1	166	0	72	286	5-41.4	1-0	6-25	8-18	33:42
West Virginia	17	0	0	3	14	6	15	0	21	35	124	1	24-41-1	298	1	76	422	4-40.0	1-1	6-60	4-14	26:18
Texas Tech	38	14	14	3	7	4	26	3	33	28	63	3	46-63-1	529	2	91	592	2-52.0	0-0	9-100	9-16	31:22
K-State	44	14	17	0	13	13	7	1	21	39	231	2	10-20-0	104	1	59	335	3-50.3	0-0	6-50	4-11	28:38
K-State																						
Oklahoma																						
Texas																						
K-State																						
K-State																						
Iowa State																						
Oklahoma State																						
K-State																						
K-State																						
Baylor																						
Kansas																						
K-State																						
K-State																						
TCU																						

## GAME-BY-GAME OFFENSIVE STARTERS

Opponent	WR	LT	LG	C	RG	RT	TE	QB	WR	RB	FB
Stanford	Burton	Frantz	Mitchell	Najvar	Johnson	Risner	Valentine	Ertz	Pringle	Jones	Dimel
Florida Atlantic	Burton	Frantz	Mitchell	Najvar	Johnson	Risner	Valentine	Ertz	Pringle	Jones	Dimel
Missouri State	Burton	Frantz	Ash	Najvar	Johnson	Risner	Valentine	Ertz	Pringle	Jones	Dimel
West Virginia	Burton	Frantz	Ash	Najvar	Johnson	Risner	Valentine	Ertz	Pringle	Silmon	Dimel
Texas Tech	Burton	Frantz	Beecham	Najvar	Johnson	Risner	Valentine	Ertz	Pringle	Jones	Dimel
Oklahoma											
Texas											
Iowa State											
Oklahoma State											
Baylor											
Kansas											
K-State											
TCU											

## GAME-BY-GAME DEFENSIVE STARTERS

OPPONENT	DE	DT	DT	DE	LB	LB	LB	CB	SS	FS	CB
Stanford	Willis	Geary	Dishon	Walker	Lee	Moore	Starks (db)	Reed	Barnett	Adams	Shelley
Florida Atlantic	Willis	Geary	Dishon	Walker	Lee	Moore	Starks (db)	Reed	Barnett	Adams	Shelley
Missouri State	Willis	Geary	Seiwert	Walker	Lee	Moore	Starks (db)	Reed	Barnett	Adams	Shelley
West Virginia	Willis	Geary	Dishon	Walker	Lee	Moore	Starks (db)	Reed	Barnett	Adams	Shelley
Texas Tech	Willis	Geary	Dishon	Walker	Lee	Moore	Starks (db)	Reed	Barnett	Adams	Shelley
Oklahoma											
Texas											
Iowa State											
Oklahoma State											
Baylor											
Kansas											
K-State											
TCU											

## CAREER CONSECUTIVE AND TOTAL STARTS

OFFENSE				Starts by Year				DEFENSE				Starts by Year			
Player, Pos.	Yr.	Consecutive Starts	Total Starts	2016	2015	2014	2013	Player, Pos.	Yr.	Consecutive Starts	Total Starts	2016	2015	2014	2013 (12)
Deante Burton, WR	Sr.	18	27	5	13	9	0	Jordan Willis, DE	Sr.	31	31	5	13	13	0
Winston Dimel, FB	So.	18	18	5	13	—	—	Elijah Lee, LB	Jr.	18	18	5	13	0	—
Dalton Risner, OL	So.	18	18	5	13	—	—	Donnie Starks, DB	Sr.	18	18	5	13	0	0
Terrale Johnson, OL	Sr.	5	9	5	4	—	—	Kendall Adams, DB	So.	9	10	5	5	—	—
Dayton Valentine, TE	So.	5	8	5	3	—	—	Charmeachealle Moore, LB	Sr.	8	8	5	3	0	0 (0)
Jesse Ertz, QB	Jr.	5	6	5	1	0	—	Dante Barnett, DB	Sr.	5	34	5	1	13	13 (2)
Scott Frantz, OL	RFr.	5	5	5	—	—	—	Will Geary, DL	Jr.	5	22	5	12	5	—
Reid Najvar, OL	Jr.	5	5	5	0	0	—	Duke Shelley, DB	So.	5	13	5	8	—	—
Byron Pringle, WR	So.	5	5	5	—	—	—	D.J. Reed, DB	So.	5	5	5	—	—	—
Charles Jones, RB	Sr.	1	4	4	0	0	0	Reggie Walker, DE	RFr.	5	5	5	—	—	—
Abdul Beecham, OL	So.	1	1	1	—	—	—	Trey Dishon, DL	RFr.	2	4	4	—	—	—
Will Ash, OL	Sr.	0	2	2	0	0	0	Matt Seiwert, DT	Jr.	0	2	1	1	0	—
Justin Silmon, RB	So.	0	1	1	0	—	—	Will Davis, LB	Sr.	0	16	0	10	6	0
Joe Hubener, QB	Sr.	0	11	0	11	0	0	Sean Newlan, DB	Jr.	0	4	0	4	0	—
Dominique Heath, WR	So.	0	4	0	4	—	—								
Tyler Mitchell, OL	RFr.	0	2	2	—	—	—								
Zach Reuter, WR	So.	0	1	0	1	—	—								

### SCORING DRIVES - KANSAS STATE

OPPONENT	No. of Plays	Total Yards	Drive Time	Type of Score	Score Qtr/Time	Drive Start	Scoring Play
Stanford	8	54	1:42	FG	2nd/0:01	KS 33	McCrane 30 yd field goal
Stanford	7	16	3:28	FG	3rd/7:39	SU 29	McCrane 30 yd field goal
Stanford	7	66	1:49	TD	4th/2:12	KS 34	Zuber 15 yd pass from Ertz
Florida Atlantic	15	89	7:37	TD	1st/4:23	KS 11	Heath 20 yd pass from Ertz
Florida Atlantic	5	72	1:42	TD	1st/1:41	KS 28	Dimel 7 yd run
Florida Atlantic	1	10	0:04	TD	1st/0:10	FA 10	Dimel 10 yd run
Florida Atlantic	1	7	0:07	TD	2nd/14:53	FA 7	Ertz 12 yd run
Florida Atlantic	1	1	0:04	TD	2nd/7:02	FA 1	Dimel 1 yd run
Florida Atlantic	3	57	0:49	TD	2nd/0:26	KS 43	Dimel 3 yd run
Florida Atlantic	--	--	--	TD	3rd/2:50	--	Heath 75 yd punt return
Florida Atlantic	4	29	1:40	TD	4th/8:16	FA 29	Delton 9 yd run
Florida Atlantic	12	66	6:11	TD	4th/1:00	KS 34	Hubener 6 yd run
Missouri State	11	63	5:58	TD	1st/9:02	KS 37	Jones 1 yd run
Missouri State	3	59	1:20	TD	1st/5:22	KS 41	Pringle 19 yd pass from Ertz
Missouri State	3	21	1:14	TD	2nd/12:27	MS 21	Heath 9 yd pass from Ertz
Missouri State	7	90	3:48	TD	2rd/7:01	KS 10	Dimel 1 yd run
Missouri State	2	12	0:46	TD	2nd/4:37	MS 12	Dimel 5 yd run
West Virginia	7	48	2:43	TD	1st/4:41	WV 48	Ertz 2 yd run
West Virginia	9	49	3:46	FG	2nd/12:09	KS 31	McCrane 37 yd field goal
West Virginia	11	83	5:25	FG	2nd/1:10	KS 3	McCrane 31 yd field goal
West Virginia	9	37	4:38	FG	3rd/6:37	WV 42	McCrane 22 yd field goal
Texas Tech	7	66	3:12	TD	1st/6:28	KS 34	Zuber 12 yd pass from Ertz
Texas Tech	--	--	--	TD	1st/4:19	--	Reed 35 yd interception return
Texas Tech	9	57	3:23	FG	2nd/14:09	KS 40	McCrane 20 yd field goal
Texas Tech	10	72	5:30	TD	2nd/5:43	KS 28	Ertz 1 yd run
Texas Tech	--	--	--	TD	2nd/1:31	--	Pringle 99 yd kickoff return
Texas Tech	8	47	2:36	TD	4th/14:07	TT 47	Jones 2 yd run
Texas Tech	12	71	6:28	FG	4th/6:05	KS 21	McCrane 25 yd field goal
Texas Tech	4	-5	2:17	FG	4th/1:56	TT 20	McCrane 42 yd field goal

### SCORING DRIVES - OPPONENTS

OPPONENT	No. of Plays	Total Yards	Drive Time	Type of Score	Score Qtr/Time	Drive Start	Scoring Play
Stanford	9	32	5:38	FG	1st/9:22	SU 36	Ukropina 50 yd field goal
Stanford	10	98	6:18	TD	2nd/14:52	SU 2	Rector 40 yd pass from Burns
Stanford	5	65	2:23	TD	2nd/7:47	SU 35	McCaffrey 35 yd run
Stanford	--	--	--	SAF	3rd/4:11	--	Watkins sack in end zone
Stanford	1	41	0:08	TD	4th/2:12	KS 41	McCaffrey 41 yd run
Florida Atlantic	9	70	2:47	TD	4th/14:57	FA 30	Howell 1 yd run
West Virginia	9	55	3:36	FG	3rd/11:24	WV 25	Lambert 37 yd field goal
West Virginia	8	73	3:08	TD	4th/13:41	WV 27	Crawford 1 yd run
West Virginia	9	57	2:07	TD	4th/6:11	WV 43	Durante 7 yd pass from Howard
Texas Tech	14	85	5:42	TD	1st/9:48	TT 15	Mahomes 1 yd run
Texas Tech	4	75	1:41	TD	1st/2:38	TT 25	Coutee 61 yd pass from Mahomes
Texas Tech	7	68	2:42	TD	2nd/11:19	TT 32	Mahomes 16 yd run
Texas Tech	11	80	3:51	TD	2nd/1:47	TT 20	Mahomes 3 yd run
Texas Tech	6	45	2:18	FG	3rd/5:17	TT39	Hatfield 34 yd field goal
Texas Tech	8	75	1:51	TD	4th/0:05	TT 25	Batson 15 yd pass from Mahomes

### DRIVES SUPERLATIVES

	KANSAS STATE	OPPONENT
Most Plays/Result	15/Missed FG at Stanford, TD vs. FAU	14/TD by Texas Tech
Most Yards/Result	90/TD vs. Missouri State	98/TD by Stanford
Most Time/Result	7:37/TD vs. FAU	6:18/TD by Stanford

### AVERAGE STARTING FIELD POSITION

	Total Drives	Total Yd. Line	Average Field Pos.	Started in Opp.	Total Scores	TD	FG	MFG	Punts	Downs	To	Clock	Total Points
K-State	56	1,944	Own 35	7	26	18	8	3	18	2	2	2	150
Opponents	59	1,636	Own 28	1	14	11	3	1	24	4	10	8	86

### DRIVE CHART (NO. OF DRIVES/TD/FG)

Drive Start	1-9	10-19	20-29	30-39	40-49	50+
Result	NO/TD/FG	NO/TD/FG	NO/TD/FG	NO/TD/FG	NO/TD/FG	NO/TD/FG
at Stanford	3/0/0	1/0/0	5/0/0	2/1/1	0/0/0	1/0/1
Florida Atlantic	0/0/0	2/1/0	6/1/0	1/1/0	1/1/0	4/4/0
Missouri State	0/0/0	1/1/0	0/0/0	2/1/0	2/1/0	3/2/0
at West Virginia	2/0/0	1/0/0	4/0/0	2/0/1	1/0/0	2/1/1
Texas Tech	2/0/0	0/0/0	2/1/1	3/1/0	1/0/1	2/1/1
at Oklahoma						
Texas						
at Iowa State						
Oklahoma State						
at Baylor						
Kansas						
at TCU						

### 3-AND-OUT

	Kansas State	Opponent
	3-and-Out/Drives	3-and-Out/Drives
at Stanford	2/12	1/0/1
Florida Atlantic	2/14	6/16
Missouri State	2/8	4/7
at West Virginia	3/12	2/12
Texas Tech	2/10	1/13
at Oklahoma		
Texas		
at Iowa State		
Oklahoma State		
at Baylor		
Kansas		
at TCU		

### SCORING DRIVE ANALYSIS

Yardage	KANSAS STATE		OPPONENTS	
	TD	FG	TD	FG
No Drive	3	0	0	0
Minus Yds.	0	1	0	0
0-9	2	0	0	0
10-19	2	1	0	0
20-29	2	0	0	0
30-39	0	1	0	1
40-49	2	1	2	0
50-59	2	2	2	0
60-69	4	0	2	0
70-79	2	1	3	0
80-89	1	1	2	0
90-99	1	0	1	0

### GAME-OPENING DRIVES

Opponent	KANSAS STATE			OPPONENTS		
	Pts.	1st Dns.	Yds.	Pts.	1st Dns.	Yds.
at Stanford	0	1	20	3	2	32
Florida Atlantic	7	5	89	0	4	55
Missouri State	7	4	63	0	0	9
at West Virginia	0	1	11	0	2	60
Texas Tech	7	5	66	14	5	85
at Oklahoma						
Texas						
at Iowa State						
Oklahoma State						
at Baylor						
Kansas						
at TCU						

### SECOND HALF-OPENING DRIVES

Opponent	KANSAS STATE			OPPONENTS		
	Pts.	1st Dns.	Yds.	Pts.	1st Dns.	Yds.
at Stanford	0	1	9	0	1	4
Florida Atlantic	0	0	4	0	1	14
Missouri State	--	--	--	--	--	--
at West Virginia	3	2	37	3	2	55
Texas Tech	0	0	5	0	4	77
at Oklahoma						
Texas						
at Iowa State						
Oklahoma State						
at Baylor						
Kansas						
at TCU						

**LONGEST PLAYS (20-PLUS YARDS) - KANSAS STATE**

Yards	Opponent	Play/Situation/Result
44	Stanford	Heath 44 yd pass from Ertz (1st and 10 at STAN 15)
43	Florida Atlantic	Warmack 43 run (1st and Goal at FAU 7)
40	Missouri State	Ertz 40 run (1st and Goal at MSU 4)
37	West Virginia	Burton 37 pass from Ertz (1st and 10 at WV 36)
36	Florida Atlantic	Pringle 36 pass from Ertz (1st and Goal at FAU 3)
35	Missouri State	Ertz 35 run (1st and 10 at MSU 19)
31	Texas Tech	Jones 31 run (1st and 10 at TT 24)
28	Stanford	Sutton 28 pass from Ertz (1st and 10 at STAN 26)
27	Texas Tech	Ertz 27 run (1st and 10 at TT 37)
26	West Virginia	Heath 26 pass from Ertz (1st and Goal at WV 6)
24	Stanford	Jones 24 pass from Ertz (1st and 10 at STAN 23)
22	Florida Atlantic	Barnes 22 run (1st and 10 at KS 42)
21	Texas Tech	Ertz 21 run (1st and 10 at TT 46)
20	West Virginia	Ertz 20 run (1st and 10 at WV 17)
20	Missouri State	Burton 20 pass from Ertz (1st and 10 at MSU 44)
20	Florida Atlantic	Heat 20 pass from Ertz (TD)
20	Florida Atlantic	Burton 20 pass from Ertz (1st and 10 at FAU 39)

**No. of plays from scrimmage, 20+ yards:** 17 (8 run/9 pass)

**No. of plays from scrimmage, 40+ yards:** 3 (2 run/1 pass)

Returns	Opponent	Player
Kickoff	Texas Tech	Pringle 99 yards
Punt	Florida Atlantic	Heath 75 yards
Interception	Texas Tech	Reed 35 yards
Fumble	Stanford	Moore 35 yards

**No. of returns 20+ yards:** 11 (6 KR/2 PR/1 Int/2 Fum)

**No. of returns 40+ yards:** 4 (2 KR/2 PR/0 Int/0 Fum)

**LONGEST PLAYS (20-PLUS YARDS) - OPPONENTS**

Yards	Opponent	Play/Situation/Result
61	Texas Tech	Coutee 61 pass from Mahomes (TD)
52	West Virginia	Gibson 52 pass from Howard (1st and 10 at KS 21)
46	West Virginia	Gibson 46 pass from Howard (1st and 10 at KS 28)
41	Texas Tech	Lauderdale 41 pass from Mahomes (1st and Goal at KS 6)
41	Stanford	McCaffrey 41 run (TD)
40	Stanford	Rector 40 pass from Burns (TD)
39	Texas Tech	Coutee 39 pass from Mahomes (1st and 10 at KS 44)
39	Florida Atlantic	Woods 39 pass from Driskel (1st and Goal at KS 5)
35	Stanford	McCaffrey 35 run (TD)
31	Texas Tech	Felton 31 run (1st and 10 at TT 45)
31	West Virginia	Shorts 31 pass from Howard (1st and 10 at KS 38)
26	Texas Tech	Lauderdale 26 pass from Mahomes (1st and 10 at TT 49)
25	Texas Tech	White 25 pass from Batson (1st and 10 at KS 21)
25	Stanford	Taboada 25 pass from Burns (1st and 10 at KS 40)
22	Texas Tech	Giles 22 pass from Mahomes (1st and 10 at KS 23)
22	Florida Atlantic	Whyte 22 run (1st and 10 at KS 42)
21	West Virginia	Crawford 21 run (1st and 10 at KS 35)
20	Texas Tech	Coutee 20 pass from Mahomes (1st and 10 at KS 41)

**No. of plays from scrimmage, 20+ yards:** 18 (5 run/13 pass)

**No. of plays from scrimmage, 40+ yards:** 6 (1 run/5 pass)

Returns	Opponent	Player
Kickoff	Florida Atlantic	Singleton 33 yards
Punt	None	
Interception	Stanford	Lloyd 26 yards
Fumble	None	

**No. of returns 20+ yards:** 8 (7 KR/0 PR/1 Int/0 Fum)

**No. of returns 40+ yards:** 0 (0 KR/0 PR/0 Int/0 Fum)

**THIRD-DOWN CONVERSIONS (INCLUDES 3RD-AND-GOAL SITUATIONS)**

BY QUARTER	1	2	3	4	OT	TOTAL
Kansas State	9-13	4-16	6-15	9-20	0-0	28-64
PCT.	.692	.250	.400	.450	.000	.438
Opponents	11-19	5-18	4-14	3-13	0-0	23-64
PCT.	.579	.278	.286	.231	.000	.359
BY YARDAGE	1-3	4-6	7-10	11+	TOTAL	
Kansas State	13-19	4-10	6-18	5-17	28-64	
PCT.	.684	.400	.333	.294	.438	
Opponents	5-11	11-18	5-21	2-14	23-64	
PCT.	.455	.611	.238	.143	.359	

**WHO CONVERTS FOR K-STATE:** Ertz 6, Jones 6, Heath 5, Pringle 4, Hubener 2, Zuber 2, Burton 1, Harris 1, Valentine 1

**RED ZONE (INSIDE THE 20)**

Opponent	Score	Times Inside		Total Pts	Total TDs	Rush TDs	Pass TDs	FGs Made	Failed to score inside opp. 20					Game
		Opp. 20	Times Scored						FGA	Downs	Int	Fumb	Half	
at Stanford	13-26	3	3	13	1	0	1	2	0	0	0	0	0	0
Florida Atlantic	63-7	8	8	56	8	7	1	0	0	0	0	0	0	0
Missouri State	35-0	5	5	35	5	3	2	0	0	0	0	0	0	0
at West Virginia	17-16	4	4	16	1	1	0	3	0	0	0	0	0	0
Texas Tech	44-38	6	6	30	3	2	1	3	0	0	0	0	0	0
at Oklahoma														
Texas														
at Iowa State														
Oklahoma State														
at Baylor														
Kansas														
at TCU														
<b>Totals</b>	<b>171-88</b>	<b>26</b>	<b>26</b>	<b>150</b>	<b>18</b>	<b>13</b>	<b>5</b>	<b>8</b>	<b>0</b>	<b>0</b>	<b>0</b>	<b>0</b>	<b>0</b>	<b>0</b>
<b>Opponents</b>	<b>88-171</b>	<b>12</b>	<b>9</b>	<b>55</b>	<b>7</b>	<b>5</b>	<b>2</b>	<b>2</b>	<b>1</b>	<b>1</b>	<b>0</b>	<b>1</b>	<b>0</b>	<b>0</b>

**Season Percentage - Overall:** 26 of 26 (100.0%)

**Season Percentage - Touchdowns:** 18 of 26 (69.2%)

**Season Percentage - Field Goals:** 8 of 26 (30.8%)

## KANSAS STATE SUPERLATIVES

### INDIVIDUAL

**Longest Rush:** 43, Dalvin Warmack vs. Florida Atlantic  
**Longest Touchdown Run:** 12, Jesse Ertz vs. Florida Atlantic  
**Longest Pass:** 44, Jesse Ertz at Stanford  
**Longest TD Pass:** 20, Jesse Ertz vs. Florida Atlantic  
**Longest Punt Return:** 75, Dominique Heath vs. Florida Atlantic  
**Longest Kickoff Return:** 99, Byron Pringle vs. Texas Tech  
**Longest Interception Return:** 35, D.J. Reed vs. Texas Tech  
**Most Punts:** 5, Nick Walsh at West Virginia  
**Longest Punt:** 58, Nick Walsh vs. Texas Tech  
**Highest Punt Average:** 50.3, Nick Walsh vs. Texas Tech  
**Longest Field Goal:** 42, Matthew McCrane vs. Texas Tech  
**Most Field Goals:** 3, Matthew McCrane at West Virginia and vs. Texas Tech  
**Most TDs Rushing:** 4, Winston Dimel vs. Florida Atlantic  
**Most TDs Receiving:** 1, Five Times  
**Most TDs Passing:** 2, Jesse Ertz vs. Missouri State  
**Most Rushing Attempts:** 19, Charles Jones vs. Texas Tech  
**Most Yards Rushing:** 128, Charles Jones vs. Texas Tech  
**Most Pass Attempts:** 34, Jesse Ertz at Stanford  
**Most Pass Completions:** 16, Jesse Ertz at Stanford  
**Most Yards Passing:** 207, Jesse Ertz at Stanford  
**Most Receptions:** 6, Isaiah Harris vs. Florida Atlantic  
**Most Yards Receiving:** 65, Dominique Heat at Stanford  
**Most Total Offense:** 227, Jesse Ertz at Stanford  
**Most All-Purpose Yards:** 185, Byron Pringle vs. Texas Tech  
**Most Interceptions:** 1, Five Times  
**Most Tackles:** 14, Elijah Lee at West Virginia  
**Most Solo Tackles:** 12, Elijah Lee at West Virginia  
**Most Quarterback Sacks:** 2.0, Jordan Willis at West Virginia and vs. Texas Tech  
**Most Tackles for Loss:** 2.5, Dante Barnett at Stanford  
**Most Passes Broken Up:** 1, 13 Times

\* *School Record*

### TEAM

	High	Low*
Rushes	54 (Florida Atlantic)	32 (Stanford)
Yards Rushing	336 (Florida Atlantic)	92 (Stanford)
TD Rushes	7 (Florida Atlantic)	0 (Stanford)
Pass Attempts	41 (Stanford)	18 (Florida Atlantic)
Pass Completions	19 (Stanford)	10 (West Virginia/Texas Tech)
Yards Passing	243 (Stanford)	104 (Texas Tech)
TD Passes	1 (Stanford/Florida Atlantic)	0 (West Virginia)
Total Plays	73 (Stanford)	59 (Texas Tech)
Total Offense	495 (Florida Atlantic)	286 (West Virginia)
Points	63 (Florida Atlantic)	13 (Stanford)
Sacks By	4 (Florida Atlantic)	2 (Stanford)
First Downs	24 (Florida Atlantic)	17 (West Virginia)
Penalties	12 (Florida Atlantic)	6 (West Virginia)
Penalty Yards	105 (Florida Atlantic)	25 (West Virginia)
Turnovers	2 (Stanford)	0 (Texas Tech)
Interceptions By	2 (Florida Atlantic)	0 (Stanford)

\* *Weather-shortened Missouri State game not included*

## TURNOVERS

Takeaways (Fum/Int): 10 (5/5)

Giveaways (Fum/Int): 4 (1/3)

Difference: +6

### Points Off Turnovers

Kansas State 38

Opponents 0

### Points Off Turnovers Per Game

Kansas State 7.6

Opponents 0.0

## KICKOFFS

Kickoffs: 32

Touchbacks (pct.): 9 (28.1)

Fair Catches: 0

Downed Kicks: 0

Out of Bounds: 3

On-Side Kicks (No./Recovered by KS): 2/1

Opponent Returns (No.-Yds./Avg): 20-363/18.1

Opponent Touchdowns: 0

## KICKOFF RETURNS

Kickoffs: 18

Touchbacks (pct.): 5 (27.8)

Fair Catches: 0

Downed Kicks: 0

Out of Bounds: 0

On-Side Kicks (No./Recovered by Opp): 1/1

Returns (No.-Yds./Avg): 12-362/30.2

Touchdowns: 1

## KANSAS STATE SUPERLATIVES

### INDIVIDUAL

**Longest Rush:** 41, Christian McCaffrey, Stanford  
**Longest Touchdown Run:** 41, Christian McCaffrey, Stanford  
**Longest Pass:** 61, Patrick Mahomes, Texas Tech  
**Longest TD Pass:** 61, Patrick Mahomes, Texas Tech  
**Longest Punt Return:** 16, Christian McCaffrey, Stanford  
**Longest Kickoff Return:** 33, Devin Singletary, Florida Atlantic  
**Longest Interception Return:** 26, Dallas Lloyd, Stanford  
**Most Punts:** 8, Dalton Schomp, Florida Atlantic  
**Longest Punt:** 59, Michael Barden, Texas Tech  
**Highest Punt Average:** 52.0, Michael Barden, Texas Tech  
**Longest Field Goal:** 50, Conrad Ukropina, Stanford  
**Most Field Goals:** 1, Conrad Ukropina, Stanford; Brad Lambert, West Virginia; Clayton Hatfield, Texas Tech  
**Most TDs Rushing:** 3, Patrick Mahomes, Texas Tech  
**Most TDs Receiving:** 1, Four Times  
**Most TDs Passing:** 2, Patrick Mahomes, Texas Tech  
**Most Rushing Attempts:** 22, Christian McCaffrey, Stanford  
**Most Yards Rushing:** 126, Christian McCaffrey, Stanford  
**Most Pass Attempts:** 62, Patrick Mahomes, Texas Tech  
**Most Pass Completions:** 45, Patrick Mahomes, Texas Tech  
**Most Yards Passing:** 504, Patrick Mahomes, Texas Tech  
**Most Receptions:** 10, Dylan Cantrell, Texas Tech  
**Most Yards Receiving:** 130, Keke Coutee, Texas Tech  
**Most Total Offense:** 501, Patrick Mahomes, Texas Tech  
**Most All-Purpose Yards:** 210, Christian McCaffrey, Stanford  
**Most Interceptions:** 1, Dallas Lloyd and Quenton Meeks, Stanford; Rasul Douglas, West Virginia  
**Most Tackles:** 9, Zach Hoffpauir, Stanford  
**Most Solo Tackles:** 8, Zach Hoffpauir, Stanford  
**Most Quarterback Sacks:** 2.5, Peter Kalambayi, Stanford  
**Most Tackles for Loss:** 3.0, Peter Kalambayi, Stanford  
**Most Passes Broken Up:** 2, Alameen Murphy, Stanford

\* *School Record*

### TEAM

	High	Low*
Rushes	37 (Florida Atlantic)	28 (Texas Tech)
Yards Rushing	124 (West Virginia)	63 (Texas Tech)
TD Rushes	3 (Texas Tech)	1 (Florida Atlantic/West Virginia)
Pass Attempts	63 (Texas Tech)	19 (Stanford)
Pass Completions	46 (Texas Tech)	15 (Stanford/Florida Atlantic)
Yards Passing	592 (Texas Tech)	129 (Florida Atlantic)
TD Passes	2 (Texas Tech)	0 (Florida Atlantic)
Total Plays	91 (Texas Tech)	49 (Stanford)
Total Offense	592 (Texas Tech)	211 (Florida Atlantic)
Points	38 (Texas Tech)	7 (Florida Atlantic)
Sacks By	8 (Stanford)	0 (Texas Tech)
First Downs	33 (Texas Tech)	13 (Stanford/Florida Atlantic)
Penalties	10 (Florida Atlantic)	4 (Stanford)
Penalty Yards	100 (Texas Tech)	26 (Stanford)
Turnovers	4 (Florida Atlantic)	1 (Stanford)
Interceptions By	2 (Stanford)	0 (Florida Atlantic)

\* *Weather-shortened Missouri State game not included*

GAME ONE

<b>K-STATE</b>	<b>0</b>	<b>3</b>	<b>3</b>	<b>7</b>	<b>-</b>	<b>13</b>
<b>8/7 STANFORD</b>	<b>3</b>	<b>14</b>	<b>0</b>	<b>9</b>	<b>-</b>	<b>26</b>

Sept. 2 | Stanford Stadium | Stanford, Calif. | 8:05 p.m. (CT) | Att: 46,147



JESSE ERTZ

**TEAM STATISTICS**

	K-STATE	STAN
<b>FIRST DOWNS</b>	<b>18</b>	<b>13</b>
Rushing	6	3
Passing	11	10
Penalty	1	0
<b>NET YARDS RUSHING</b>	<b>92</b>	<b>105</b>
Rushing Attempts	32	30
Average Per Rush	2.9	3.5
Rushing Touchdowns	0	2
Yards Gained Rushing	130	138
Yards Lost Rushing	38	33
<b>NET YARDS PASSING</b>	<b>243</b>	<b>167</b>
Completions-Attempts-Int	19-41-2	15-19-0
Average Per Attempt	5.9	8.8
Average Per Completion	12.8	11.1
Passing Touchdowns	1	1
<b>TOTAL OFFENSE YARDS</b>	<b>335</b>	<b>272</b>
Total offense plays	73	49
Average Gain Per Play	4.6	5.6
<b>Fumbles: Number-Lost</b>	<b>0-0</b>	<b>2-1</b>
<b>Penalties: Number-Yards</b>	<b>8-44</b>	<b>4-26</b>
<b>PUNTS-YARDS</b>	<b>3-146</b>	<b>5-230</b>
Average Yards Per Punt	48.7	46.0
Net Yards Per Punt	43.3	41.4
Inside 20	1	4
50+ Yards	1	1
Touchbacks	0	0
Fair catch	1	0
<b>KICKOFFS-YARDS</b>	<b>3-150</b>	<b>5-333</b>
Average Yards Per Kickoff	50.0	66.6
Net Yards Per Kickoff	37.0	42.6
Touchbacks	0	3
<b>Punt ret: Number-Yards-TD</b>	<b>2-23-0</b>	<b>2-16-0</b>
Average Per Return	11.5	8.0
<b>Kickoff ret: Number-Yds-TD</b>	<b>2-45-0</b>	<b>3-39-0</b>
Average Per Return	22.5	13.0
<b>Interceptions: Number-Yds-TD</b>	<b>0-0-0</b>	<b>2-26-0</b>
<b>Fumble Returns: Number-Yds-TD</b>	<b>1-35-0</b>	<b>0-0-0</b>
<b>Possession Time</b>	<b>30:58</b>	<b>29:02</b>
1st Quarter	3:11	11:49
2nd Quarter	7:48	7:12
3rd Quarter	11:49	3:11
4th Quarter	8:10	6:50
<b>Third-Down Conversions</b>	<b>8 of 18</b>	<b>6 of 12</b>
<b>Fourth-Down Conversions</b>	<b>2 of 4</b>	<b>0 of 0</b>
<b>Red-Zone Scores-Chances</b>	<b>3-3</b>	<b>0-0</b>
Touchdowns	1-3	0-0
Field goals	2-3	0-0
<b>Sacks By: Number-Yards</b>	<b>2-5</b>	<b>7-34</b>
<b>PAT Kicks</b>	<b>1-1</b>	<b>3-3</b>
<b>Field Goals</b>	<b>2-3</b>	<b>1-1</b>

**Game Notes**

• Eight Wildcats received their first-career starts Friday night... Among the group was running back **Charles Jones**, who earned his first-career start despite playing in his 27th-career game... Other first-time starters on offense included **Scott Frantz** (LT), **Tyler Mitchell** (LG), **Reid Najvar** (C) and **Byron Pringle** (WR)... On defense, **Trey Dishon** (DT) and **Reggie Walker** (DE) earned their first-career starts.

• After allowing 17 points and 202 yards of total offense in the first half, K-State's defense held Stanford to just one touchdown and 70 yards over the final 30 minutes.

• K-State outgained Stanford, 335-272, overall – including a 218-70 mark in the second half – but lost the game... It was the first time the Wildcats lost when outgaining an opponent since a 33-29 defeat at Oklahoma State on Oct. 5, 2013.

• Junior place kicker **Matthew McCrane** went 2-for-3 on field goals Friday evening... By making his first two field goals, he recorded 16 straight, which broke the record of 15 previously held by **Jamie Rheem** (10/2/99-11/13/99).

• Coming off a season-ending injury in the first game of 2015, senior safety **Dante Barnett** returned with a vengeance, recording four tackles, including 2.5 tackles for loss... It marked the second time in his career he recorded at least 2.0 TFLs.

• Linebacker **Charmeachealle Moore** recovered a third-quarter fumble and ran 35 yards to set up K-State's second field goal... It was K-State's longest fumble return since **Jarell Childs** ran 56 yards against Texas Tech on Oct. 27, 2012.

**STANFORD PUSHES PAST K-STATE IN OPENER**

**STANFORD, Calif.** – Behind an efficient offense and stingy defense, Stanford protected its home field on Friday night as the Cardinal defeated Kansas State, 26-13, in front of 46,147 fans at Stanford Stadium.

The Wildcats (0-1) fell behind early, spotting Stanford the game's first 17 points through the first 23 minutes of action.

K-State's defense went to work in the second half, limiting the Cardinal to just 70 yards of total offense, but the struggles to find the end zone plagued the Wildcats in the end.

Junior **Jesse Ertz**, in his first action since a season-ending knee injury in the first game of 2015, completed 16-of-34 pass attempts for 207 yards and one touchdown. The majority of the ground gains came through senior **Charles Jones**, who rushed for 43 yards on eight carries.

Sophomore **Dominique Heath** led the Wildcats in receiving with four catches for 65 yards, including a 44-yard grab late in the fourth quarter. Redshirt freshman **Isaiah Zuber** hauled in K-State's lone touchdown, a 15-yard pass from Ertz with 2:20 left to play in the game. Senior **Deante Burton** and Jones also added four catches a piece for K-State.

In total, the Wildcats amassed 335 yards of total offense with 243 coming through the air. K-State ran 24 more plays than the Cardinal and out-possessed Stanford by 1:58.

On the defensive side, the Wildcats held Stanford's (1-0) balanced effort to 272 yards of total offense. The front seven and company contained the Cardinal rushing attack to 105 yards on 30 rushes, as Heisman Trophy runner-up **Christian McCaffrey** ran 22 times for 126 yards and two touchdowns. Stanford quarterbacks **Ryan Burns** and **Keller Chryst** combined to complete the team's first 11 passes. The duo finished 15-of-19 for 167 yards and one score through the air.

In the second half, K-State surrendered just 70 yards, with 41 alone coming on McCaffrey's second touchdown late in the fourth quarter. The Stanford offense executed 20 plays compared to the Wildcats' 48 after the break.

Junior linebacker **Elijah Lee** had a game-high 12 tackles, tying his career-high. Senior defensive end **Jordan Willis** finished five tackles, including a sack and a forced fumble. The fumble was recovered by senior linebacker **Charmeachealle Moore**, who returned it 35 yards to put the Wildcats in scoring position.

In his first game since returning from a season-ending injury, senior captain **Dante Barnett** collected four tackles, including one sack and two and a half tackles for loss.

Special teams played a major role, as always, with the Wildcats needing the help of place kicker **Matthew McCrane**. The junior from Brownwood, Texas, booted 2-of-3 through the up-rights, connecting from 30 yards twice and missing from 42 yards out. McCrane also displayed his delicate touch with a perfectly execute onside kick late in the game.

**SCORING SUMMARY**

Team	Qtr/Time	Scoring Play	Conversion	Plays-Yds-TOP	Score
STAN	1st/9:22	Ukropina 50 yd field goal		9-32-5:38	0-3
STAN	2nd/14:53	Rector 40 yd pass from Burns	Ukropina kick	10-98-6:18	0-10
STAN	2nd/7:47	McCaffrey 35 yd run	Ukropina kick	5-65-2:23	0-17
KS	2nd/0:01	McCrane 30 yd field goal		8-54-1:42	3-17
KS	3rd/7:39	McCane 30 yd field goal		7-16-3:28	6-17
STAN	4th/4:11	Watkins safety			6-19
KS	4th/2:20	Zuber 15 yd pass from Ertz	McCrane kick	7-66-1:49	13-19
STAN	4th/2:12	McCaffrey 41 yd run	Ukropina kick	1-41-0:08	13-26

**STATISTICAL LEADERS**

**► Kansas State**

Rushing	Att	Yds	TD	Lg	Avg
Jones	8	43	0	14	5.4
Silmon	7	26	0	9	3.7
Ertz	13	20	0	19	1.5
Warmack	1	7	0	7	7.0

Passing	C-A-I	Yds	TD	Lg	Sack
Ertz	16-34-1	207	1	44	7
Hubener	3-7-1	36	0	16	1

Receiving	Rec	Yds	TD	Lg
Heath	4	65	0	44
Burton	4	44	0	16
Jones	4	39	0	24
Zuber	3	34	1	15
Sutton	1	28	0	28
Pringle	1	14	0	14
Warmack	1	13	0	13
Valentine	1	6	0	6

**► Stanford**

Rushing	Att	Yds	TD	Lg	Avg
McCaffrey	22	126	2	41	5.7
Rector	1	1	0	1	1.0
Scarlett	2	-7	0	0	-3.5
Burns	4	-14	0	4	-3.5

Passing	C-A-I	Yds	TD	Lg	Sack
Burns	14-18-0	156	1	40	2
Chryst	1-1-0	11	0	11	0

Receiving	Rec	Yds	TD	Lg
McCaffrey	7	40	0	15
Rector	4	73	1	40
Taboada	2	37	0	25
Irwin	1	9	0	9
Schultz	1	8	0	8

GAME TWO

FAU	0	0	0	7	-	7
K-STATE	21	21	7	14	-	63

Sept. 17 | Bill Snyder Family Stadium | Manhattan, Kan. | 1:35 p.m. | Att: 50,871



**DOMINIQUE HEATH**

TEAM STATISTICS

	FAU	K-STATE
<b>FIRST DOWNS</b>	<b>13</b>	<b>24</b>
Rushing	8	15
Passing	4	7
Penalty	1	2
<b>NET YARDS RUSHING</b>	<b>82</b>	<b>336</b>
Rushing Attempts	37	54
Average Per Rush	2.2	6.2
Rushing Touchdowns	1	7
Yards Gained Rushing	133	360
Yards Lost Rushing	51	24
<b>NET YARDS PASSING</b>	<b>129</b>	<b>159</b>
Completions-Attempts-Int	15-28-2	13-18-0
Average Per Attempt	4.6	8.8
Average Per Completion	8.6	12.2
Passing Touchdowns	0	1
<b>TOTAL OFFENSE YARDS</b>	<b>211</b>	<b>495</b>
Total offense plays	65	72
Average Gain Per Play	3.2	6.9
<b>Fumbles: Number-Lost</b>	<b>3-2</b>	<b>1-1</b>
<b>Penalties: Number-Yards</b>	<b>10-93</b>	<b>12-105</b>
<b>PUNTS-YARDS</b>	<b>8-316</b>	<b>5-216</b>
Average Yards Per Punt	39.5	43.2
Net Yards Per Punt	29.6	43.2
Inside 20	2	2
50+ Yards	0	2
Touchbacks	0	0
Fair catch	3	1
<b>KICKOFFS-YARDS</b>	<b>2-130</b>	<b>10-631</b>
Average Yards Per Kickoff	65.0	63.1
Net Yards Per Kickoff	40.0	41.5
Touchbacks	2	3
<b>Punt ret: Number-Yards-TD</b>	<b>2-0-0</b>	<b>4-79-1</b>
Average Per Return	0.0	19.8
<b>Kickoff ret: Number-Yds-TD</b>	<b>6-141-0</b>	<b>0-0-0</b>
Average Per Return	23.5	0.0
<b>Interceptions: Number-Yds-TD</b>	<b>0-0-0</b>	<b>2-15-0</b>
<b>Fumble Returns: Number-Yds-TD</b>	<b>0-0-0</b>	<b>1-20-0</b>
<b>Possession Time</b>	<b>24:30</b>	<b>35:30</b>
1st Quarter	5:37	9:23
2nd Quarter	7:44	7:16
3rd Quarter	7:47	7:13
4th Quarter	3:22	11:38
<b>Third-Down Conversions</b>	<b>1 of 13</b>	<b>7 of 13</b>
<b>Fourth-Down Conversions</b>	<b>1 of 2</b>	<b>0 of 0</b>
<b>Red-Zone Scores-Chances</b>	<b>1-1</b>	<b>8-8</b>
Touchdowns	1-1	8-8
Field goals	0-1	0-8
<b>Sacks By: Number-Yards</b>	<b>2-9</b>	<b>4-41</b>
<b>PAT Kicks</b>	<b>1-1</b>	<b>9-9</b>
<b>Field Goals</b>	<b>0-0</b>	<b>0-0</b>

► **Game Notes**

• With the win, **Bill Snyder** improved his career record to 194-102-1 (.655) as he moved into a tie for 28th place all-time in FBS history.

• The Wildcats went 8-for-8 in the red zone with 8 touchdowns... Over the last nine games dating back to last year, K-State is perfect on its last 36 attempts with 26 touchdowns.

• K-State recorded three straight one-play touchdown drives in the first half... The Wildcats had five such touchdown drives all of last year... The three touchdowns spanned a combined 18 yards and lasted a combined 15 seconds.

• **Dominique Heath** hauled in three passes for 40 yards and a touchdown, while he also took a punt 75 yards for a second in the third quarter... His 75-yard return touchdown was the longest by a Wildcat since **Tramaine Thompson** went 89 yards in the 2012 home opener against Missouri State.

• **Dalvin Warmack** had a rush of 43 yards in the first half, which bettered his previous career long, a 22-yard at UTSA last year... His 90 yards topped his 40-yard output against the Roadrunners last year.

• **Winston Dimel** recorded four rushing touchdowns, which was tied for the third most in school history and a new career high... It was the second-straight year a Wildcat scored at least four rushing touchdowns (Joe Hubener vs. TCU)... It was his third-career multi-touchdown game after two touchdowns against both South Dakota and at Kansas last season.

**RUSHING ATTACK KEYS K-STATE TO 63-7 WIN**

**MANHATTAN, Kan.** — Kansas State dominated defensively and ran with conviction in its return to Bill Snyder Family Stadium, defeating Florida Atlantic, 63-7, in front of 50,871 fans.

The Wildcats (1-1) flexed their muscles early, putting 21 points on the board in the first quarter. Three FAU turnovers turned into 21 points for K-State in the first half as the home team built a 42-0 advantage at the half. A special teams' touchdown propelled the Wildcats after the break as the team eclipsed the 60-point mark for the first time since scoring 62 against Texas A&M on Oct. 17, 2009.

K-State rushed for 336 yards and seven touchdowns on 54 attempts, the first time eclipsing the 300-yard mark since going for 327 yards against Baylor in 2013. K-State added 159 yards through the air, including the game's opening touchdown, to combine for 495 yards of total offense, as the Wildcats won the time of possession battle by just over 10 minutes.

In his second start of the season, junior **Jesse Ertz** completed 8-of-13 passes for 117 yards and a touchdown. Ertz rushed nine times for 40 yards, including for his first career touchdown from 12-yards out in the second quarter.

The ground game was a group effort for the Wildcats, with seven players carrying the ball on five or more occasions. Sophomore **Dalvin Warmack** led the charge, rushing for 90 yards on eight carries, while redshirt freshman **Alex Barnes** gained 73 yards on eight carries. K-State's scoring was largely the product of sophomore fullback **Winston Dimel**, who bouldered into the endzone four times on his five carries.

Defensively, K-State's front seven limited FAU to just 82 yards on 37 rushes and forced two fumbles. The Wildcats' bundled up running backs **Greg Howell**, who ran for FAU's touchdown in addition to 34 yards, and **Kerrith Whyte**, who led the Owl rushing attack with 54 yards on 10 carries.

The Wildcats recorded six tackles for loss and sacked FAU quarterback Jason Driskel four times. The secondary surrendered just 129 passing yards and added two interceptions of their own, as sophomore safety **Kendall Adams** and freshman cornerback **D.J. Reed** collected their first career interceptions.

Sophomore cornerback **Duke Shelley** paced K-State players with seven tackles, all of which were solo. Senior linebacker **Charmeachealle Moore** added a forced fumble and a fumble recovery — his second fumble recovery of the season.

K-State's special teams highlight came through **Dominique Heath's** 75-yard punt return touchdown in the third quarter, boosting K-State's number of non-offensive touchdowns to 102, the nation's most since 1999.

SCORING SUMMARY

Team	Qtr/Time	Scoring Play	Conversion	Plays-Yds-TOP	Score
KS	1st/4:23	Heath 20 yd pass from Ertz	McCrane kick	15-89-7:37	0-7
KS	1st/1:41	Dimel 7 yd run	McCrane kick	5-72-1:42	0-14
KS	1st/0:10	Dimel 10 yd run	McCrane kick	1-10-0:04	0-21
KS	2nd/14:53	Ertz 12 yd run	McCrane kick	1-7-0:07	0-28
KS	2nd/7:02	Dimel 1 yd run	McCrane kick	1-1-0:04	0-35
KS	2nd/0:26	Dimel 3 yd run	McCrane kick	3-57-0:49	0-42
KS	3rd/2:50	Heath 75 yd punt return	McCrane kick		0-49
FAU	4th/14:57	Howell 1 yd run	Joseph kick	9-70-2:47	7-49
KS	4th/8:16	Delton 9 yd run	McCrane kick	4-29-1:40	7-56
KS	4th/1:00	Hubener 6 yd run	McCrane kick	12-66-6:11	7-63

STATISTICAL LEADERS

► **Kansas State**

Rushing	Att	Yds	TD	Lg	Avg
Warmack	8	90	0	43	11.2
Barnes	8	73	0	22	9.1
Ertz	9	40	1	12	4.4
Jones	8	40	0	9	5.0
Delton	7	37	1	19	5.3
Hubener	6	19	1	6	3.2
Dimel	5	19	4	10	3.8
Silmon	3	18	0	13	6.0

Passing	C-A-I	Yds	TD	Lg	Sack
Ertz	8-13-0	117	1	36	1
Hubener	5-5-0	42	0	10	0

Receiving	Rec	Yds	TD	Lg
Harris	6	46	0	10
Heath	3	40	1	20
Pringle	1	36	0	36
Burton	1	20	0	20

► **Florida Atlantic**

Rushing	Att	Yds	TD	Lg	Avg
Whyte	10	54	0	22	5.4
Howell	13	34	1	6	2.6
Singletary	7	29	0	10	4.1
Parr	1	-12	0	0	-12.0
Driskel	6	-23	0	12	-3.8

Passing	C-A-I	Yds	TD	Lg	Sack
Driskel	14-24-2	125	0	39	3
Parr	1-4-0	4	0	4	1

Receiving	Rec	Yds	TD	Lg
Woods	7	82	0	39
Singletary	4	15	0	5
Terry	1	14	0	14
Bussey	1	10	0	10
Cameron	1	4	0	4
Mitchell	1	4	0	4



GAME THREE

<b>MISSOURI ST.</b>	<b>0</b>	<b>0</b>	<b>-</b>	<b>-</b>	<b>-</b>	<b>0</b>
<b>NR/RV K-STATE</b>	<b>14</b>	<b>21</b>	<b>-</b>	<b>-</b>	<b>-</b>	<b>35</b>

Sept. 24 | Bill Snyder Family Stadium | Manhattan, Kan. | 7:05 p.m. | Att: 51,686



**JORDAN WILLIS**

**TEAM STATISTICS**

	MSU	K-STATE
<b>FIRST DOWNS</b>	<b>4</b>	<b>13</b>
Rushing	3	8
Passing	0	5
Penalty	1	0
<b>NET YARDS RUSHING</b>	<b>30</b>	<b>165</b>
Rushing Attempts	17	22
Average Per Rush	1.8	7.5
Rushing Touchdowns	0	3
Yards Gained Rushing	47	171
Yards Lost Rushing	17	6
<b>NET YARDS PASSING</b>	<b>24</b>	<b>105</b>
Completions-Attempts-Int	3-12-1	10-13-0
Average Per Attempt	2.0	8.1
Average Per Completion	8.0	10.5
Passing Touchdowns	0	2
<b>TOTAL OFFENSE YARDS</b>	<b>54</b>	<b>270</b>
Total offense plays	29	35
Average Gain Per Play	1.9	7.7
<b>Fumbles: Number-Lost</b>	<b>2-1</b>	<b>0-0</b>
<b>Penalties: Number-Yards</b>	<b>0-0</b>	<b>2-24</b>
<b>PUNTS-YARDS</b>	<b>5-190</b>	<b>2-69</b>
Average Yards Per Punt	38.0	34.5
Net Yards Per Punt	23.8	34.5
Inside 20	1	0
50+ Yards	2	0
Touchbacks	0	0
Fair catch	0	0
<b>KICKOFFS-YARDS</b>	<b>1-63</b>	<b>5-316</b>
Average Yards Per Kickoff	63.0	63.2
Net Yards Per Kickoff	28.0	49.4
Touchbacks	0	1
<b>Punt ret: Number-Yards-TD</b>	<b>1-0-0</b>	<b>5-71-0</b>
Average Per Return	0.0	14.2
<b>Kickoff ret: Number-Yds-TD</b>	<b>3-44-0</b>	<b>1-35-0</b>
Average Per Return	14.7	35.0
<b>Interceptions: Number-Yds-TD</b>	<b>0-0-0</b>	<b>1-0-0</b>
<b>Fumble Returns: Number-Yds-TD</b>	<b>0-0-0</b>	<b>1-7-0</b>
<b>Possession Time</b>	<b>14:05</b>	<b>15:55</b>
1st Quarter	7:22	7:38
2nd Quarter	6:43	8:17
<b>Third-Down Conversions</b>	<b>3 of 9</b>	<b>1 of 4</b>
<b>Fourth-Down Conversions</b>	<b>0 of 1</b>	<b>1 of 1</b>
<b>Red-Zone Scores-Chances</b>	<b>0-0</b>	<b>5-5</b>
Touchdowns	0-0	5-5
Field goals	0-0	0-5
<b>Sacks By: Number-Yards</b>	<b>0-0</b>	<b>0-0</b>
<b>PAT Kicks</b>	<b>0-0</b>	<b>5-5</b>
<b>Field Goals</b>	<b>0-0</b>	<b>0-1</b>

**Game Notes**

• Head coach **Bill Snyder** improved his career record to 195-102-1 (.656) as he moved into sole possession of 28th place all-time in FBS history... Snyder's win total is the most by an active coach at their current school... He is now five victories shy of becoming the 25th coach in FBS history with 200 career wins.

• K-State entered the locker room with a 35-0 lead, a week after leading FAU 42-0 at the break... It marked the first time since 2002 the Wildcats tallied at least 35 first-half points in consecutive weeks... That season, the Wildcats scored 47 first-half points against Louisiana-Monroe and 43 points in the first half against Eastern Illinois.

• The Wildcats had another great effort in the red zone, going 5-for-5 with five touchdowns... Over the last 10 games dating back to last year, K-State is perfect on its last 41 attempts with 31 touchdowns.

• Kansas State junior linebacker **Jayd Kirby** recorded the first blocked punt of the season, getting his hand on a Missouri State punt in the second quarter... This was the first blocked punt since Morgan Burns blocked a punt against West Virginia on Dec. 5, 2015.

**CATS WIN IN WEATHER-SHORTED NED GAME**

**MANHATTAN, Kan.** — A delayed start to the game didn't slow the Kansas State offense, as the Wildcats piled on 35 points before the half to dismantle Missouri State, 35-0, at Bill Snyder Family Stadium. The game, which was delayed by 55 minutes at the start, was not resumed after another weather delay during halftime.

Similar to the previous week, K-State took little time to exert its power, scoring 14 points in the first 10 minutes of play. In the two quarters of action, K-State accumulated 270 yards of offense, with 165 coming on the ground through seven different rushers. The Wildcat defense limited Missouri State to just 54 yards and forced two fumbles on 29 snaps from scrimmage.

Junior quarterback **Jesse Ertz** led the offensive surge again, completing 7-of-8 passes for 94 yards and two touchdowns. Ertz also topped all K-State rushers, carrying the ball three times for 85 yards, including separate runs of 35 and 40-yards.

Alongside Ertz, the Wildcats continued with their running back by committee strategy. Senior **Charles Jones** ran in the game's first touchdown as he gained 23 yards on five carries and also caught a ball for another 16 yards. Sophomore **Winston Dimel**, fresh off his four touchdowns last week, bouldered in for two more scores on his seven rushes for 19 yards, while fellow sophomore **Justin Silmon** ran it three times for 19 yards.

Through the air, nine different Wildcats hauled in 10 completions for 105 yards and two scores. Sophomore **Byron Pringle** caught his first career touchdown pass as a Wildcat, a 19-yarder, and added another grab for 30 receiving yards. Dimel claimed two balls for 19 yards, while senior **Deante Burton** caught one pass for 20 yards. Sophomore **Dominique Heath** pulled down K-State's other touchdown reception from 9-yards out.

On the defensive side of the ball, K-State surrendered only four first downs in holding Missouri State to 54 yards of offense. The Wildcats' front seven suffocated the Bears' rushing attack, allowing just 30 yards on 17 attempts — 1.8 yards per carry. The secondary didn't budge much either as Missouri State quarterback Brodie Lambert completed just 3-of-12 passes for 24 yards.

Senior linebacker **Charmeachealle Moore** totaled five tackles, including one for loss, while senior safety **Dante Barnett** recorded four tackles, all of which were solo. The defense also snatched two turnovers — a fumble recovery by senior defensive end **Jordan Willis** and an interception by junior defensive tackle **Matt Seiwert**.

Special team duties were again limited this week, as the special teams highlight came through **Jayd Kirby**, who recorded K-State's first blocked punt of the season midway through the second quarter.

After the 55-minute long delay, kickoff took place at 7:05 p.m. Despite some wait and continued severe weather, the game was not continued out of the halftime break. The game, with stats remaining official, was called at 35-0.

**SCORING SUMMARY**

Team	Qtr/Time	Scoring Play	Conversion	Plays-Yds-TOP	Score
KS	1st/9:02	Jones 1 yd run	McCrane kick	11-63-5:58	0-7
KS	1st/5:22	Pringle 19 yd pass from Ertz	McCrane kick	3-59-1:20	0-14
KS	2nd/12:27	Heath 9 yd pass from Ertz	McCrane kick	3-21-1:14	0-21
KS	2nd/7:01	Dimel 1 yd run	McCrane kick	7-90-3:48	0-28
KS	2nd/4:37	Dimel 5 yd run	McCrane kick	2-12-0:46	0-35

**STATISTICAL LEADERS**

**► Kansas State**

Rushing	Att	Yds	TD	Lg	Avg
Ertz	3	85	0	40	28.3
Jones	5	23	1	10	4.6
Silmon	3	19	0	12	6.3
Dimel	7	19	2	7	2.7
Delton	1	15	0	15	15.0
Barnes	1	5	0	5	5.0

Passing	C-A-I	Yds	TD	Lg	Sack
Ertz	7-8-0	94	2	20	0
Delton	3-5-0	11	0	6	0

Receiving	Rec	Yds	TD	Lg
Pringle	2	30	1	19
Dimel	2	19	0	10
Burton	1	20	0	20
Jones	1	16	0	16
Heath	1	9	1	9
Sutton	1	6	0	6

**► Missouri State**

Rushing	Att	Yds	TD	Lg	Avg
Earl	1	11	0	11	11.0
Lambert	5	10	0	7	2.0
Briggs	2	7	0	4	3.5
Masoner	1	4	0	4	4.0
Crowder	3	4	0	3	1.3

Passing	C-A-I	Yds	TD	Lg	Sack
Lambert	3-7-0	24	0	9	0
Briggs	0-5-1	0	0	0	0

Receiving	Rec	Yds	TD	Lg
Johnson	1	9	0	9
Holliman	1	8	0	8
Hoover	1	7	0	7

GAME FOUR

NR/RV <b>K-STATE</b>	<b>7</b>	<b>6</b>	<b>3</b>	<b>0</b>	<b>-</b>	<b>16</b>
RV/RV <b>W. VIRGINIA</b>	<b>0</b>	<b>0</b>	<b>3</b>	<b>14</b>	<b>-</b>	<b>17</b>

Oct. 1 | Milan Puskar Stadium | Morgantown, W.Va. | 3:32 p.m. | Att: 61,701



JESSE ERTZ

TEAM STATISTICS

	K-STATE	WVU
<b>FIRST DOWNS</b>	<b>17</b>	<b>21</b>
Rushing	7	6
Passing	8	15
Penalty	2	0
<b>NET YARDS RUSHING</b>	<b>120</b>	<b>124</b>
Rushing Attempts	42	35
Average Per Rush	2.9	3.5
Rushing Touchdowns	1	1
Yards Gained Rushing	159	150
Yards Lost Rushing	39	26
<b>NET YARDS PASSING</b>	<b>166</b>	<b>298</b>
Completions-Attempts-Int	10-30-1	24-41-1
Average Per Attempt	5.5	7.3
Average Per Completion	16.6	12.4
Passing Touchdowns	0	1
<b>TOTAL OFFENSE YARDS</b>	<b>286</b>	<b>422</b>
Total offense plays	72	76
Average Gain Per Play	4.0	5.6
<b>Fumbles: Number-Lost</b>	<b>1-0</b>	<b>1-1</b>
<b>Penalties: Number-Yards</b>	<b>6-25</b>	<b>6-60</b>
<b>PUNTS-YARDS</b>	<b>5-207</b>	<b>4-160</b>
Average Yards Per Punt	41.4	40.0
Net Yards Per Punt	42.2	40.0
Inside 20	0	2
50+ Yards	1	0
Touchbacks	0	0
Fair catch	1	1
<b>KICKOFFS-YARDS</b>	<b>5-289</b>	<b>4-210</b>
Average Yards Per Kickoff	57.8	52.5
Net Yards Per Kickoff	41.6	27.2
Touchbacks	1	0
<b>Punt ret: Number-Yards-TD</b>	<b>1-0-0</b>	<b>3-4-0</b>
Average Per Return	0.0	-1.3
<b>Kickoff ret: Number-Yds-TD</b>	<b>3-101-0</b>	<b>3-56-0</b>
Average Per Return	33.7	18.7
<b>Interceptions: Number-Yds-TD</b>	<b>1-0-0</b>	<b>1-0-0</b>
<b>Fumble Returns: Number-Yds-TD</b>	<b>0-0-0</b>	<b>0-0-0</b>
<b>Possession Time</b>	<b>33:42</b>	<b>26:18</b>
1st Quarter	7:38	7:22
2nd Quarter	10:01	4:59
3rd Quarter	7:28	7:32
4th Quarter	8:35	6:25
<b>Third-Down Conversions</b>	<b>8 of 18</b>	<b>4 of 14</b>
<b>Fourth-Down Conversions</b>	<b>0 of 0</b>	<b>2 of 3</b>
<b>Red-Zone Scores-Chances</b>	<b>4-4</b>	<b>3-5</b>
Touchdowns	1-4	2-5
Field goals	3-4	1-5
<b>Sacks By: Number-Yards</b>	<b>3-14</b>	<b>3-22</b>
<b>PAT Kicks</b>	<b>1-1</b>	<b>2-2</b>
<b>Field Goals</b>	<b>3-4</b>	<b>1-2</b>

► Game Notes

• West Virginia defeated K-State for the first time since the Mountaineers joined the league prior to the 2012 season.

• The Wildcats went 4-for-4 in the red zone but had to settle for three field goals as opposed to only one touchdown... Over the last 11 games dating back to last year, K-State is perfect on its last 45 attempts with 32 touchdowns... The last time K-State has not converted a red-zone trip into points was vs. Oklahoma on Oct. 17, 2015.

• Kansas State shut out West Virginia in the first half... It was the first time the Wildcats pitched a shutout in a half in a Big 12 road game since the second half at Iowa State in 2014... It was also the third time this year the Wildcats shut out an opponent in a half (FAU 2nd Half, Missouri State 1st half)... West Virginia scored a touchdown early in the fourth quarter, making it five quarters between touchdowns allowed by the K-State defense.

• Jordan Willis tallied 2.0 sack Saturday afternoon, moving into a tie for eighth place in school history in career sacks with 18.5... He is tied with with Chris Johnson (1997-2000).

• Junior linebacker **Elijah Lee** recorded his first interception of the season and fourth of his career in the first quarter... Lee's four career interceptions are the most by a K-State linebacker since **Bryan Hickman** also had four from 2000-03... Lee also added a career-high 14 tackles, bettering his previous high of 12 against Louisiana Tech last year and this year at Stanford.

WVU COMPLETES COMEBACK OVER K-STATE

MORGANTOWN, W.Va. — West Virginia scored the game's final 14 points to stay unbeaten and complete the comeback against Kansas State, 17-16, before 61,701 fans at Milan Puskar Stadium.

The loss was K-State's first to West Virginia since the Mountaineers joined the Big 12.

Like the previous two weeks, K-State jumped out to an early advantage, scoring the game's first 13 points. The Wildcats held a slim margin in total offense at the half, 178-174, but were entirely stumped in the second period of play, mustering only 98 yards. West Virginia found its groove after the break, accumulating 248 yards of offense on its way to two fourth-quarter touchdowns, including the game-winner with just over six minutes to play.

K-State's offensive effort was led by junior quarterback **Jesse Ertz**, who ran for the Wildcats' lone touchdown score in the first quarter. Ertz finished with 25 yards on 12 rushing attempts, while completing 10-of-30 passing attempts for 166 yards and one interception.

On the ground, the Wildcats' running back by committee strategy was held to just 120 yards. Senior **Charles Jones** had the most success, carrying it 16 times for 53 yards while sophomore Dalvin Warmack ran for 35 yards on eight carries. K-State managed just 2.9 yards per rush on its 42 attempts.

Leading the K-State receivers was sophomore **Byron Pringle**, who hauled in four passes for 61 yards. Pringle was followed by sophomore **Dominique Heath**, who caught two balls for 35 yards.

The Wildcats finished with 286 yards of total offense with 166 yards coming through the air. K-State ran four fewer plays from the line of scrimmage, but won the time of possession battle by more than seven minutes.

On the defensive side of the ball, the Wildcats forced two turnovers and won out on 10-of-14 third-down situations, but were ultimately hurt through the air as the Mountaineers averaged 12.4 yards per completion.

Junior linebacker **Elijah Lee** paced all defenders with 14 total tackles, a career-high, including 12 solo tackles, one sack and one interception — the fourth of his career. Senior safety **Dante Barnett** was in on eight tackles with his fellow captain **Jordan Willis** getting in on five tackles, including two sacks to move into K-State's career top-10 list.

Special teams duties were ever-so important, as the Wildcats relied on field goal makes. Junior **Matthew McCrane** delivered on 3-of-4 attempts, connecting from 37, 31, and 22 yards. In the return game, Pringle accumulated 101 yards on his three returns, including a long return of 58 yards.

For the second consecutive week, the Wildcats received the opening kickoff. Ertz and company were forced to punt on the game's first drive before the defense worked itself out of a jam on West Virginia's opening possession, as the Mountaineers were unable to connect on a 30-yard field goal.

SCORING SUMMARY

Team	Qtr/Time	Scoring Play	Conversion	Plays-Yds-TOP	Score
KS	1st/4:41	Ertz 2 yd run	McCrane kick	7-48-2:43	7-0
KS	2nd/12:09	McCrane 37 yd field goal		9-49-3:46	10-0
KS	2nd/1:10	McCrane 31 yd field goal		11-83-5:25	13-0
WVU	3rd/11:24	Lambert 37 yd field goal		9-55-3:36	13-3
KS	3rd/6:37	McCrane 22 yd field goal		9-37-4:38	16-3
WVU	4th/13:41	Crawford 1 yd run	Molina kick	8-73-3:08	16-10
WVU	4th/6:11	Durante 7 yd pass from Howard	Molina kick	9-57-2:07	16-17

STATISTICAL LEADERS

► Kansas State

Rushing	Att	Yds	TD	Lg	Avg
Jones	16	53	0	15	3.3
Warmack	8	35	0	18	4.4
Ertz	12	25	1	20	2.1
Pringle	1	5	0	5	5.0
Dimel	1	2	0	2	2.0
Silmon	4	0	0	6	0.0

Passing	C-A-I	Yds	TD	Lg	Sack
Ertz	10-30-1	166	0	37	3

Receiving	Rec	Yds	TD	Lg
Pringle	4	61	0	19
Heath	2	35	0	26
Zuber	2	29	0	16
Burton	1	37	0	37
Dimel	1	4	0	4

► West Virginia

Rushing	Att	Yds	TD	Lg	Avg
Crawford	18	104	1	21	5.8
Shell	8	35	0	12	4.4
Howard	6	-6	0	7	-1.0

Passing	C-A-I	Yds	TD	Lg	Sack
Howard	24-41-1	298	1	52	3

Receiving	Rec	Yds	TD	Lg
Durante	7	67	1	17
Shorts	5	72	0	31
White	5	35	0	13
Gibson	3	104	0	52
Jennings	1	9	0	9
Shell	1	5	0	5
Wellman	1	4	0	4
Simms	1	2	0	2

GAME FIVE

NR/RV	TEXAS TECH	14	14	3	7	-	38
	K-STATE	14	17	0	13	-	44

Oct. 8 | Bill Snyder Family Stadium | Manhattan, Kan. | 6:02 p.m. | Att: 51,540



TEAM STATISTICS

	TTU	K-STATE
<b>FIRST DOWNS</b>	<b>33</b>	<b>21</b>
Rushing	4	13
Passing	26	7
Penalty	3	1
<b>NET YARDS RUSHING</b>	<b>63</b>	<b>231</b>
Rushing Attempts	28	39
Average Per Rush	2.2	5.9
Rushing Touchdowns	3	2
Yards Gained Rushing	108	245
Yards Lost Rushing	45	14
<b>NET YARDS PASSING</b>	<b>529</b>	<b>104</b>
Completions-Attempts-Int	46-63-1	10-20-0
Average Per Attempt	8.4	5.2
Average Per Completion	11.5	10.4
Passing Touchdowns	2	1
<b>TOTAL OFFENSE YARDS</b>	<b>592</b>	<b>335</b>
Total offense plays	91	59
Average Gain Per Play	6.5	5.7
<b>Fumbles: Number-Lost</b>	<b>0-0</b>	<b>0-0</b>
<b>Penalties: Number-Yards</b>	<b>9-100</b>	<b>6-50</b>
<b>PUNTS-YARDS</b>	<b>2-104</b>	<b>3-151</b>
Average Yards Per Punt	52.0	50.3
Net Yards Per Punt	52.0	39.0
Inside 20	1	0
50+ Yards	1	2
Touchbacks	0	1
Fair catch	0	0
<b>KICKOFFS-YARDS</b>	<b>6-317</b>	<b>9-556</b>
Average Yards Per Kickoff	52.8	61.8
Net Yards Per Kickoff	22.7	41.4
Touchbacks	0	4
<b>Punt ret: Number-Yards-TD</b>	<b>2-14-0</b>	<b>0-0-0</b>
Average Per Return	7.0	0.0
<b>Kickoff ret: Number-Yds-TD</b>	<b>5-83-0</b>	<b>6-181-1</b>
Average Per Return	16.6	30.2
<b>Interceptions: Number-Yds-TD</b>	<b>0-0-0</b>	<b>1-35-1</b>
<b>Fumble Returns: Number-Yds-TD</b>	<b>0-0-0</b>	<b>0-0-0</b>
<b>Possession Time</b>	<b>31:22</b>	<b>28:38</b>
1st Quarter	9:02	5:58
2nd Quarter	8:00	7:00
3rd Quarter	8:58	6:02
4th Quarter	5:22	9:38
<b>Third-Down Conversions</b>	<b>9 of 16</b>	<b>4 of 11</b>
<b>Fourth-Down Conversions</b>	<b>0 of 3</b>	<b>1 of 1</b>
<b>Red-Zone Scores-Chances</b>	<b>5-6</b>	<b>6-6</b>
Touchdowns	4-6	3-6
Field goals	1-6	3-6
<b>Sacks By: Number-Yards</b>	<b>0-0</b>	<b>3-33</b>
<b>PAT Kicks</b>	<b>5-5</b>	<b>5-5</b>
<b>Field Goals</b>	<b>1-1</b>	<b>3-3</b>

► **Game Notes**

• Kansas State recorded its 100th Big 12 victory, becoming just the third program to reach the century mark since the league's inception in 1996 (Oklahoma, Texas).

• **Bill Snyder** coached in his 300th game at Kansas State, becoming just the seventh person ever to coach 300 games at one FBS school.

• K-State was 6-for-6 in the red zone with three touchdowns and three field goals... Over the last 12 games dating back to last year, K-State is perfect on its last 51 attempts with 35 touchdowns.

• Sophomore defensive back **D.J. Reed** returned a first-quarter interception for a touchdown to put K-State up 14-7... It was the Wildcats' first pick-six since **Danzel McDaniel** returned one five yards for a score at Oklahoma in 2014... His 35 yards to paydirt was the longest interception return since **Dante Barnett** went 51 yards against Michigan in the 2013 Buffalo Wild Wings Bowl.

• Senior running back **Charles Jones** rushed for a career-high 128 yards, bettering his 122-yard output in 2015 at Texas... It pushed his career total to 1,523 yards as he improved from 18th all-time at K-State in career rushing yards to 15th.

• Sophomore **Byron Pringle** returned a second-quarter kickoff 99 yards for a touchdown... It was the first of his career, while it marked the nation-leading 12th straight season K-State has returned a kickoff for a touchdown... It was K-State's 42nd combined kickoff- and punt-return touchdown since 2005, which leads the nation.

**ALL-AROUND EFFORT HELPS K-STATE PAST TECH**

**MANHATTAN, Kan.** — Behind touchdowns from every unit and a series of second-half defensive stops, Kansas State outscored Texas Tech, 44-38, at Bill Snyder Family Stadium in front of 51,540 fans.

The win was K-State's 100th Big 12 win all-time, joining the ranks of Texas and Oklahoma as the only schools to earn that accomplishment.

With a defensive touchdown and a 99-yard kickoff return, the Wildcats have now collected 104 non-offensive touchdowns since 1990, which leads the nation.

In a game of halves, K-State was able to narrowly win both. Despite allowing 330 passing yards in the first half, the Wildcats used a defensive touchdown and a special teams score to lead at the intermission, 31-28. A defensive battle broke out after the break as K-State held the Red Raiders to just 229 total yards in the second half. The Wildcats scored 13 of the game's final 20 points in the fourth quarter to claim the victory.

Junior quarterback **Jesse Ertz** led the way out of the huddle, completing 10-of-20 passes for 104 yards and one touchdown. Ertz was also K-State's second leading rusher, gaining 83 yards on 10 carries, including one of the Wildcats' two touchdown runs.

Senior running back **Charles Jones** had the other rushing touchdown en route to a career night. Jones carried it 19 times for 128 yards, a career-high, with highlighted runs of 26 and 31 yards, respectively. The Wildcats mustered up 231 yards on the ground on 39 attempts — an average of 5.9-yards per rush.

K-State finished with 335 yards of total offense with 231 of those yards coming on the ground. K-State ran just 59 plays compared to the Red Raiders' 91 from the line of scrimmage and lost the time of possession battle to Tech by just under three minutes.

Defensively, K-State did all it could to contain Red Raider quarterback **Patrick Mahomes**. Mahomes completed 46-of-63 passes for 504 yards and two touchdowns, surpassing the 500-yard mark for the third time in his career. He also ran for three scores, all in the first half. The Wildcats surrendered 592 yards of total offense on the night, but allowed just 63 rushing yards on 28 attempts from the Red Raiders.

Six different Wildcats racked up at least seven tackles, including sophomore cornerback **D.J. Reed**, who jumped a Tech route in the first quarter for his first career interception return for a touchdown. Senior defensive end **Jordan Willis** recorded two sacks, moving him up to a tie for fifth place on K-State's all-time sack list with 20.5.

Junior placekicker **Matthew McCrane** converted all three of his attempts, while Pringle returned a Red Raider kickoff 99 yards for a touchdown just before the end of the first half.

SCORING SUMMARY

Team	Qtr/Time	Scoring Play	Conversion	Plays-Yds-TOP	Score
TTU	1st/9:48	Mahomes 1 yd run	Hatfield kick	14-85-5:12	7-0
KS	1st/6:28	Zuber 12 yd pass from Ertz	McCrane kick	7-66-3:12	7-7
KS	1st/4:19	Reed 35 yd interception return	McCrane kick		7-14
TTU	1st/2:38	Coutee 61 yd pass from Mahomes	Hatfield kick	4-75-1:41	14-14
KS	2nd/14:09	McCrane 20 yd field goal		9-57-3:23	14-17
TTU	2nd/11:19	Mahomes 16 yd run	Hatfield kick	7-68-2:42	21-17
KS	2nd/5:43	Ertz 1 yd run	McCrane kick	10-72-5:30	21-24
TTU	2nd/1:47	Mahomes 3 yd run	Hatfield kick	11-80-3:51	28-24
KS	2nd/1:31	Pringle 99 yd kickoff return	McCrane kick		28-31
TTU	3rd/5:17	Hatfield 34 yd field goal		6-45-2:18	31-31
KS	4th/14:07	Jones 2 yd run	McCrane kick	8-47-2:36	31-38
KS	4th/6:05	McCrane 25 yd field goal		12-71-6:28	31-41
KS	4th/1:56	McCrane 42 yd field goal		4-5-2:17	31-44
TTU	4th/0:05	Batson 15 yd pass from Mahomes	Hatfield kick	8-75-1:51	38-44

STATISTICAL LEADERS

► **Kansas State**

Rushing	Att	Yds	TD	Lg	Avg
Jones	19	128	1	31	6.7
Ertz	10	83	1	27	8.3
Warmack	8	21	0	8	2.6
Dimel	1	1	0	1	1.0

Passing	C-A-I	Yds	TD	Lg	Sack
Ertz	10-20-0	104	1	16	0

► **Texas Tech**

Rushing	Att	Yds	TD	Lg	Avg
Felton	14	66	0	31	4.7
White, Jr.	2	8	0	5	4.0
Mahomes	9	-3	3	16	-0.3

Passing	C-A-I	Yds	TD	Lg	Sack
Mahomes	45-62-1	504	2	61	3
Batson	1-1-0	25	0	25	0

Receiving	Rec	Yds	TD	Lg
Zuber	3	35	1	16
Pringle	2	26	0	16
Heath	2	21	0	11
Burton	2	16	0	12
Jones	1	6	0	6

Receiving	Rec	Yds	TD	Lg
Cantrell	10	81	0	18
Lauderdale	7	92	0	41
Batson	6	56	1	18
Coutee	5	130	1	61
Giles	4	49	0	22
Davis III	4	34	0	16
Sadler	3	26	0	9
Stockton	3	13	0	10
Willies	2	18	0	11

# THE LAST TIME...

*Cumulative team stats from the Missouri State game not included*

## SCORING

### All Games

Scored 40 or more points ..... **44, vs. Texas Tech (10/8/2016)**  
 Scored 50 or more points ..... **63, vs. Florida Atlantic (9/17/2016)**  
 Scored 60 or more points ..... **63, vs. Florida Atlantic (9/17/2016)**  
 Scored 70 or more points ..... 76, vs. Ball State (9/16/2000)

Was held to 10 or fewer points ..... 0, vs. Oklahoma (10/17/2015)  
 Was held to 7 or fewer points ..... 0, vs. Oklahoma (10/17/2015)  
 Was shut out ..... vs. Oklahoma (10/17/2015)  
 Was shut out in a half ..... 1st and 2nd halves, vs. Oklahoma (10/17/2015)  
 Was shut out in back-to-back games ..... at Kansas, 0-28 and vs. Nebraska, 0-12 (1975)

Allowed 40 or more points ..... 45, vs. Arkansas (1/2/2016)  
 Allowed 50 or more points ..... 59, at Texas Tech (11/14/2015)  
 Allowed 60 or more points ..... 66, at Texas Tech (10/10/2009)  
 Allowed 70 or more points ..... 73, at Nebraska (11/10/2007)  
**Allowed a safety ..... at Stanford (9/2/2016)**  
 Allowed a two-point conversion ..... Trevone Boykin to Josh Doctson, vs. TCU (10/10/2015)

Held an opponent to 10 or fewer points ..... **7, vs. Florida Atlantic (9/17/2016)**  
 Held an opponent to 7 or fewer points ..... **7, vs. Florida Atlantic (9/17/2016)**  
 Shut out an opponent ..... vs. South Dakota (9/5/2015)  
 Shut out an opponent in a half ..... 1st half, at West Virginia (10/1/2016)  
 Back-to-back shutouts ..... vs. Akron, 67-0; vs. N. Illinois, 44-0; vs. Missouri, 30-0 (1995)

Largest deficit overcome for a win ..... 21 points  
     vs. Iowa State, 14-35 in 3rd quarter (11/21/2015)  
     at Missouri, 0-21 in 2nd quarter (11/6/2004)  
     vs. Oklahoma State, 0-21 in 2nd quarter (10/23/1999)  
     vs. Iowa State, 7-28 in 3rd quarter (9/25/1999)  
 Overtime game ..... 3 OT vs. Louisiana Tech; W, 39-33 (9/19/2015)  
 Come-from-behind win (trailing in 4th quarter) ..... vs. West Virginia, 17-23 (12/5/2015)

### Home Games

Scored 40 or more points ..... **44, vs. Texas Tech (10/8/2016)**  
 Scored 50 or more points ..... **63, vs. Florida Atlantic (9/17/2016)**  
 Scored 60 or more points ..... **63, vs. Florida Atlantic (9/17/2016)**  
 Scored 70 or more points ..... 76, vs. Ball State (9/16/2000)

Was held to 10 or fewer points ..... 0, vs. Oklahoma (10/17/2015)  
 Was held to 7 or fewer points ..... 0, vs. Oklahoma (10/17/2015)  
 Was shutout ..... vs. Oklahoma (10/17/2015)  
 Was shutout in a half ..... 1st and 2nd halves, vs. Oklahoma (10/17/2015)  
 Was shutout in back-to-back games ..... vs. Nebraska, 0-41 and vs. Oklahoma, 0-27 (1965)

Allowed 40 or more points ..... 55, vs. Oklahoma (10/17/2015)  
 Allowed 50 or more points ..... 55, vs. Oklahoma (10/17/2015)  
 Allowed 60 or more points ..... 61, vs. Missouri (10/20/1984)  
 Allowed 70 or more points ..... 75, vs. Oklahoma (10/23/1971)

**Held an opponent to 10 or fewer points ..... 7, vs. Florida Atlantic (9/17/2016)**  
**Held an opponent to 7 or fewer points ..... 7, vs. Florida Atlantic (9/17/2016)**  
 Shut out an opponent ..... vs. South Dakota (9/5/2015)  
 Shut out an opponent in a half ..... 2nd half, vs. Iowa State (11/21/2015)  
 Back-to-back shutouts ..... vs. Akron, 67-0; vs. N. Illinois, 44-0; vs. Missouri, 30-0 (1995)

### Away/Neutral Games

Scored 40 or more points ..... 45, at Kansas (11/28/2015)  
 Scored 50 or more points ..... 55, at West Virginia (10/20/2012)  
 Scored 60 or more points ..... 64, at Kansas (11/2/2002)  
 Scored 70 or more points ..... 75, at Drury (10/17/1910)

Was held to 10 or fewer points ..... 9, at Texas (10/24/2015)  
 Was held to 7 or fewer points ..... 3, at Nebraska (11/21/2009)  
 Was shut out ..... at Colorado (11/16/1996)  
 Was shut out in a half ..... 2nd half, at Nebraska (10/21/2009)  
 Was shut out in back-to-back games ..... at LSU, 0-21 and at Tulsa, 0-3 (1980)

Allowed 40 or more points ..... 45, vs. Arkansas (1/2/2016)  
 Allowed 50 or more points ..... 59, at Texas Tech (11/14/2015)  
 Allowed 60 or more points ..... 66, at Texas Tech (10/10/2009)  
 Allowed 70 or more points ..... 73, at Nebraska (11/10/2007)

Held an opponent to 10 or fewer points ..... 3, at UTSA (9/12/2015)  
 Held an opponent to 7 or fewer points ..... 3, at UTSA (9/12/2015)  
 Shut out an opponent ..... at Iowa State (11/8/2003)  
 Shut out an opponent in a half ..... 1st half, at West Virginia (10/1/2016)  
 Back-to-back shutouts ..... at Kansas, 64-0 and at Missouri, 38-0 (2002)

## vs. NATIONALLY-RANKED OPPONENTS

### vs. AP Top 25

Defeated a ranked opponent ..... at #11 Oklahoma, 31-30 (10/18/2014)  
 Defeated a ranked opponent at home ..... vs. #23 Texas, 42-24 (12/1/2012)  
 Defeated a ranked opponent on the road/neutral site ..... at #11 OU, 31-30 (10/18/2014)  
 Defeated a ranked opponent in consec. chances ..... vs. #24 OSU and vs. #23 UT (2012)  
 Defeated a ranked opponent in 3 consec. chances ..... at #6 Oklahoma; at #13 West Virginia; vs. #15 Texas Tech; vs. #24 Oklahoma; vs. #23 Texas (2012)

**Lost to a ranked opponent ..... at #8 Stanford, 26-13 (9/2/2016)**  
 Lost to a ranked opponent at home ..... vs. #2 Baylor, 31-24 (11/5/2015)  
**Lost to a ranked opponent on the road/neutral site ..... at #8 Stanford, 26-13 (9/2/2016)**

## K-STATE TEAM OFFENSE

### Total Offense

Had 400 yards or more total offense ..... **495 (336 rush/159 pass), vs. FAU (9/17/2016)**  
 Had 500 yards or more total offense ..... 505 (194 rush/311 pass), vs. Kansas (11/29/2014)  
 Had 600 yards or more total offense ..... 658 (305 rush/353 pass), vs. North Texas (9/24/2005)

Consec. gms. with 500-plus yards of offense ..... 502, at Iowa State and 561, at Nebraska (2003)  
 Four consec. gms with 500-plus yards of offense ..... 573 vs. Iowa State; 566 at Kansas; 518 at Baylor; 512 vs. Nebraska (1998)

**Was held to 300 or fewer yards total offense...286 (120 rush/166 pass), at WVU (10/1/2016)**  
 Was held to 200 or fewer yards total offense ..... 110 (65 rush/45 pass), vs. OU (10/17/2015)  
 Was held to 100 or fewer yards total offense ..... 86 (25 rush/61 pass), vs. NU (10/5/1996)

### Rushing Yards

**Had 250 or more rushing yards ..... 336, vs. Florida Atlantic (9/17/2016)**  
**Had 300 or more rushing yards ..... 336, vs. Florida Atlantic (9/17/2016)**  
 Had 400 or more rushing yards ..... 415, vs. Nebraska (11/16/2002)

**Was held to 100 or fewer rushing yards ..... 92, at Stanford (9/2/2016)**  
 Was held to 50 or fewer rushing yards ..... 31, vs. UCLA (1/2/2015)  
 Was held to negative rushing yards ..... -12, vs. Texas Tech (8/31/1996)

### Rushing Touchdowns

**Had 3 or more rushing touchdowns ..... 3, vs. Missouri State (9/24/2016)**  
**Had 4 or more rushing touchdowns ..... 7, vs. Florida Atlantic (9/17/2016)**  
**Had 5 or more rushing touchdowns ..... 7, vs. Florida Atlantic (9/17/2016)**

**Was held without a rushing touchdown ..... at Stanford (9/2/2016)**  
 Was held without a rushing touchdown in consec. games ..... vs. Oklahoma and at Texas (2015)

### Passing Yards

Had 350 or more passing yards ..... 400, at West Virginia (11/20/2014)  
 Had 400 or more passing yards ..... 400, at West Virginia (11/20/2014)  
 Had 450 or more passing yards ..... 486, vs. Oklahoma (10/25/2008)

**Was held to 200 or fewer passing yards ..... 104, vs. Texas Tech (10/8/2016)**  
**Was held to 150 or fewer passing yards ..... 104, vs. Texas Tech (10/8/2016)**  
 Was held to 100 or fewer passing yards ..... 45, vs. Oklahoma (10/17/2015)

# THE LAST TIME...

*Cumulative team stats from the Missouri State game not included*

## Passing Touchdowns

Had 3 or more passing touchdowns ..... 3, vs. Louisiana Tech (9/19/2015)  
Had 4 or more passing touchdowns ..... 4, vs. Kansas (11/29/2014)

**Was held without a passing touchdown ..... at West Virginia (10/1/2016)**  
Was held without a passing touchdown in consec. games ..... vs. TCU and vs. Oklahoma (2015)

## First Downs

Had 25 or more first downs ..... 28, vs. TCU (10/10/2015)  
Had 30 or more first downs ..... 30, vs. Texas Tech (10/27/2012)  
Had 35 or more first downs ..... 37, vs. Iowa State (10/24/1998)

Had 15 or fewer first downs ..... 13, vs. Arkansas (1/2/2016)  
Had 10 or fewer first downs ..... 7, vs. Oklahoma (10/17/2015)  
Had 5 or fewer first downs ..... 3, at Colorado (10/24/1992)

## Turnovers

Lost 3 or more fumbles ..... 3, at Texas (9/21/2013)  
Lost 4 or more fumbles ..... 4, vs. Eastern Kentucky (9/3/2011)  
Lost 5 or more fumbles ..... 5, vs. USC (9/21/2002)

Threw 3 or more interceptions ..... 3, vs. Oklahoma (10/17/2015)  
Threw 4 or more interceptions ..... 4, vs. Purdue (12/29/1998)  
Threw 5 or more interceptions ..... 5, vs. Iowa (9/10/1988)  
Did not throw an interception ..... vs. Iowa State (11/21/2015)  
Did not throw an interception in consec. games ..... vs. South Dakota; at UTSA;  
vs. Louisiana Tech (2015)

Committed 5 or more turnovers ..... 5, at Oklahoma State (10/5/2013)  
Committed 6 or more turnovers ..... 6, at Kansas (11/18/2006)  
**Did not commit a turnover ..... vs. Texas Tech (10/8/2016)**  
Did not commit a turnover in consec. games ..... at Oklahoma and vs. Texas (2014)

## Time of Possession

**Had 35:00 or more time of possession ..... 35:30, vs. Florida Atlantic (9/17/2016)**  
Had 36:00 or more time of possession ..... 39:45, vs. TCU (10/10/2015)  
Had 37:00 or more time of possession ..... 39:45, vs. TCU (10/10/2015)  
Had 38:00 or more time of possession ..... 39:45, vs. TCU (10/10/2015)  
Had 39:00 or more time of possession ..... 39:45, vs. TCU (10/10/2015)  
Had 40:00 or more time of possession ..... 40:09, vs. Texas Tech (10/4/2014)

Had 23:00 or less of time of possession ..... 22:30, vs. Arkansas (1/2/2016)  
Had 22:00 or less of time of possession ..... 18:34, at Louisville (9/17/2008)  
Had 21:00 or less of time of possession ..... 18:34, at Louisville (9/17/2008)  
Had 20:00 or less of time of possession ..... 18:34, at Louisville (9/17/2008)

## Penalties

**Had 8 or more penalties ..... 12, vs. Florida Atlantic (9/17/2016)**  
**Had 10 or more penalties ..... 12, vs. Florida Atlantic (9/17/2016)**  
**Had 12 or more penalties ..... 12, vs. Florida Atlantic (9/17/2016)**  
Had 15 or more penalties ..... 16, vs. Missouri State (9/15/2007)

Had 5 or less penalties ..... 4, vs. Arkansas (1/2/2016)  
Had 3 or less penalties ..... 1, at Kansas (11/28/2015)  
Did not commit a penalty ..... 0, vs. Auburn (9/18/2014)

## Penalty Yards

**Had 75 or more penalty yards ..... 105 (12 pen.) vs. Florida Atlantic (9/17/2015)**  
**Had 100 or more penalty yards ..... 105 (12 pen.) vs. Florida Atlantic (9/17/2015)**  
Had 125 or more penalty yards ..... 162 (16 pen.) vs. Missouri State (9/15/2007)  
Had 150 or more penalty yards ..... 162 (16 pen.) vs. Missouri State (9/15/2007)

**Had 40 or less penalty yards ..... 25, at West Virginia (10/1/2016)**  
Had 20 or less penalty yards ..... 5, at Kansas (11/28/2015)  
Had 10 or less penalty yards ..... 5, at Kansas (11/28/2015)  
Did not have any penalty yards ..... 0, vs. Auburn (9/18/2014)

## K-STATE INDIVIDUAL RUSHING

### Attempts

Had 25 or more rushing attempts ..... 29, Joe Hubener vs. Baylor (11/5/2015)  
Had 30 or more rushing attempts ..... 30, John Hubert at Kansas (11/30/2013)  
Had 35 or more rushing attempts ..... 35, Collin Klein vs. Texas A&M (11/12/2011)  
Had 40 or more rushing attempts ..... 42, Darren Sproles vs. Western Kentucky (9/4/2004)

### Yards

**Rushed for 100 or more yards ..... 128, Charles Jones vs. Texas Tech (10/8/2016)**  
Rushed for 150 or more yards ..... 153, Joe Hubener vs. Baylor (11/5/2015)  
Rushed for 200 or more yards ..... 220, John Hubert at Kansas (11/30/2013)  
Rushed for 100 or more yards (QB) ..... 153, Joe Hubener vs. Baylor (11/5/2015)  
Rushed for 150 or more yards (QB) ..... 153, Joe Hubener vs. Baylor (11/5/2015)  
Had two 100-yard rushers ..... 116, Collin Klein and 101, John Hubert vs. Kansas (10/6/2012)

Consec. 100-yard rushing games ..... 2, John Hubert  
105 vs. Iowa State (11/2/2013) and 157 at Texas Tech (11/9/2013)  
Consec. 150-yard rushing games ..... 2, Thomas Clayton  
177 vs. Florida International (9/3/2005) and 152 at Marshall (9/10/2005)  
Consec. 175-yard rushing games ..... 2, Darren Sproles  
273 vs. Missouri (11/22/2003) and 235 vs. Oklahoma (12/6/2003)  
Consec. 200-yard rushing games ..... 2, Darren Sproles  
273 vs. Missouri (11/22/2003) and 235 vs. Oklahoma (12/6/2003)

Had a run of 50 or more yards ..... 53, Jake Waters at Oklahoma (10/18/2014)  
Had a run of 60 or more yards ..... 63 (TD), John Hubert at Texas Tech (11/9/2013)  
Had a run of 70 or more yards ..... 95 (TD), John Hubert vs. Missouri State (9/1/2012)  
Had a run of 80 or more yards ..... 95 (TD), John Hubert vs. Missouri State (9/1/2012)  
Had a run of 90 or more yards ..... 95 (TD), John Hubert vs. Missouri State (9/1/2012)

### Touchdowns

**Rushed for 3 or more touchdowns ..... 4, Winston Dimel vs. Florida Atlantic (9/17/2016)**  
**Rushed for 4 or more touchdowns ..... 4, Winston Dimel vs. Florida Atlantic (9/17/2016)**  
Rushed for 5 or more touchdowns ..... 5, Collin Klein vs. Texas A&M (11/12/2011)  
Had two players rush for two or more touchdowns ..... 2, Winston Dimel and 2, Joe Hubener  
at Kansas (11/28/2015)

## K-STATE INDIVIDUAL PASSING

### Attempts

**Had 30 or more pass attempts ..... 30, Jesse Ertz at West Virginia (10/1/2016)**  
Had 35 or more pass attempts ..... 41, Joe Hubener at Texas Tech (11/14/2015)  
Had 40 or more pass attempts ..... 41, Joe Hubener at Texas Tech (11/14/2015)  
Had 45 or more pass attempts ..... 48, Jake Waters vs. UCLA (1/2/2015)  
Had 50 or more pass attempts ..... 50, Collin Klein at Baylor (11/17/2012)

### Completions

Had 20 or more pass completions ..... 31, Jake Waters vs. UCLA (1/2/2015)  
Had 25 or more pass completions ..... 31, Jake Waters vs. UCLA (1/2/2015)  
Had 30 or more pass completions ..... 31, Jake Waters vs. UCLA (1/2/2015)  
Had 35 or more pass completions ..... 36, Josh Freeman at Oklahoma State (10/20/2007)

### Yards

Threw for 250 or more yards ..... 289, Joe Hubener at Texas Tech (11/14/2015)  
Threw for 300 or more yards ..... 338, Jake Waters vs. UCLA (1/2/2015)  
Threw for 350 or more yards ..... 400, Jake Waters at West Virginia (11/20/2014)  
Threw for 400 or more yards ..... 400, Jake Waters at West Virginia (11/20/2014)

Consec. 200-yard passing games ..... 2, Joe Hubener  
289 at Texas Tech (11/14/2015) and 216 vs. Iowa State (11/21/2015)  
Consec. 250-yard passing games ..... 5, Jake Waters  
291 at TCU (11/8/2014); 400 at West Virginia (11/20/2014); 294 vs. Kansas (11/29/2014);  
300 at Baylor (12/6/2014); 338 vs. UCLA (1/2/2015)  
Consec. 300-yard passing games ..... 2, Jake Waters  
300 at Baylor (12/6/2014) and 338 vs. UCLA (1/2/2015)

# THE LAST TIME...

*Cumulative team stats from the Missouri State game not included*

Had a pass of 50 or more yards ..... 77 (TD), Kody Cook vs. West Virginia (12/5/2014)  
 Had a pass of 60 or more yards ..... 77 (TD), Kody Cook vs. West Virginia (12/5/2014)  
 Had a pass of 70 or more yards ..... 77 (TD), Kody Cook vs. West Virginia (12/5/2014)  
 Had a pass of 80 or more yards ..... 90 (TD), Jake Waters vs. Oklahoma (11/23/2013)  
 Had a pass of 90 or more yards ..... 90 (TD), Jake Waters vs. Oklahoma (11/23/2013)

## Touchdowns

**Threw 2 or more touchdowns ..... 2, Jesse Ertz vs. Missouri State (9/24/2016)**  
 Threw 3 or more touchdowns ..... 3, Joe Hubener vs. Louisiana Tech (9/19/2015)  
 Threw 4 or more touchdowns ..... 4, Jake Waters vs. Kansas (11/29/2014)  
 Non-QB threw a touchdown pass ..... Glenn Gronkowski (FB) vs. Iowa State (11/21/2015)

## Interceptions

Threw 3 or more interceptions ..... 3, Collin Klein at Baylor (11/17/2012)  
 Threw 4 or more interceptions ..... 4, Michael Bishop vs. Purdue (12/29/1998)  
 Threw 5 or more interceptions ..... 5, Carl Straw vs. Iowa (9/10/1988)

## K-STATE INDIVIDUAL RECEIVING

### Receptions

Had 8 or more receptions ..... 13, Tyler Lockett and 10, Curry Sexton vs. UCLA (1/2/2015)  
 Had 10 or more receptions ..... 13, Tyler Lockett and 10, Curry Sexton vs. UCLA (1/2/2015)  
 Had 12 or more receptions ..... 13, Tyler Lockett vs. UCLA (1/2/2015)  
 Had 14 or more receptions ..... 14, Tyler Lockett at Baylor (12/6/2014)

### Yards

Had 100 or more receiving yards ..... 135, Deante Burton vs. West Virginia (12/5/2015)  
 Had 125 or more receiving yards ..... 135, Deante Burton vs. West Virginia (12/5/2015)  
 Had 150 or more receiving yards ..... 164, Tyler Lockett vs. UCLA (1/2/2015)  
 Had 175 or more receiving yards ..... 196, Tyler Lockett at West Virginia (11/20/2014)  
 Had 200 or more receiving yards ..... 278, Tyler Lockett vs. Oklahoma (11/23/2013)  
 Had two 100-yard receivers ..... 164, Tyler Lockett and 104, Curry Sexton vs. UCLA (1/2/2015)

Consec. 100-yard receiving games ..... 5, Tyler Lockett  
 196 at TCU (11/8/2014); 196 at West Virginia (11/20/2014); 119 vs. Kansas (11/29/2014);  
 158 at Baylor (12/6/2014); 164 vs. UCLA (1/2/2015)

Consec. 125-yard rushing games ..... 2, Tyler Lockett  
 158 at Baylor (12/6/2014) and 164 vs. UCLA (1/2/2015)

Consec. 150-yard rushing games ..... 2, Tyler Lockett  
 158 at Baylor (12/6/2014) and 164 vs. UCLA (1/2/2015)

Consec. 175-yard rushing games ..... 2, Tyler Lockett  
 196 at TCU (11/8/2014) and 196 at West Virginia (11/20/2014)

Had a reception of 50 or more yards ..... 77 (TD), Deante Burton vs. West Virginia (12/5/2014)  
 Had a reception of 60 or more yards ..... 77 (TD), Deante Burton vs. West Virginia (12/5/2014)  
 Had a reception of 70 or more yards ..... 77 (TD), Deante Burton vs. West Virginia (12/5/2014)  
 Had a reception of 80 or more yards ..... 90 (TD), Tyler Lockett vs. Oklahoma (11/23/2013)  
 Had a reception of 90 or more yards ..... 90 (TD), Tyler Lockett vs. Oklahoma (11/23/2013)

## Touchdowns

Had 2 or more touchdown receptions ..... 2, Kody Cook vs. Louisiana Tech (9/19/2015)  
 Had 3 or more touchdown receptions ..... 3, Tyler Lockett vs. Michigan (12/28/2013)  
 Had two players with 2 or more touchdown receptions ..... 2, Tyler Lockett and 2, Curry Sexton vs. Texas Tech (10/4/2014)

## K-STATE MISCELLANEOUS OFFENSE

Have two 100-yard rushers and a 100-yard receiver ..... Ell Roberson (145 rush),  
 Darren Sproles (175 rush) and James Terry (116 rec) vs. California (8/23/2003)

Have a 100-yard rusher and two 100-yard receivers ..... Jake Waters (105 rush),  
 Curry Sexton (128 rec) and Tyler Lockett (125 rec) vs. Texas Tech (10/4/2014)

Have a 100-yard rusher, 100-yard receiver and 300-yard passer ..... James Johnson (129 rush)  
 Jordy Nelson (125 rec), Deon Murphy (106 rec) and Josh Freeman (320 pass) at NU (11/10/2007)

Have a player with 300 yards passing and 100 yards rushing ..... Michael Bishop  
 (341 pass/101 rush) vs. Texas A&M (12/5/1998)

Have a player with 100 yards passing and rushing ..... Joe Hubener (153 rush/151 pass)  
 vs. Baylor (11/5/2015)

Have a player with 300 or more yards of total offense ..... 306, Joe Hubener (216 pass/90 rush)  
 vs. Iowa State (11/21/2015)

Have a player with 400 or more yards of total offense ..... 413, Jake Waters (400 pass/13 rush)  
 at West Virginia (11/20/2014)  
 Have a player with 300 or more all-purpose yards ..... 321, Tyler Lockett  
 (196 rec/66 pr/59 kr) at West Virginia (11/20/2014)  
 Have a player with 6 or more touchdowns responsible for ..... 7, Collin Klein  
 (3 pass/4 rush) at West Virginia (10/20/2012)  
 Have a player with 4 or more touchdowns scored ..... 4, Collin Klein  
 (4 rush) at West Virginia (10/20/2012)

Game-winning TD with less than one minute ..... 0:24, Carson Coffman vs. UCF (9/25/2010)  
 Game-winning TD in overtime ..... Collin Klein vs. Texas A&M (11/12/2011)  
 Two-point Conversion ..... Jake Waters to Tyler Lockett vs. UCLA (1/2/2015)  
 TD on an off. fumble recovery ..... Tramaine Thompson (0 yds) vs. Texas A&M (11/12/2011)

## K-STATE TEAM DEFENSE

### Total Defense

**Allow 250 or fewer total yards ..... 211 (82 rush/129 pass), vs. Florida Atlantic (9/17/2016)**  
 Allow 200 or fewer total yards ..... 196 (57 rush/139 pass), vs. Kansas (11/29/2014)  
 Allow 150 or fewer total yards ..... 129 (10 rush/119 pass), vs. Eastern Kentucky (9/3/2011)  
 Allow 100 or fewer total yards ..... 53 (46 rush/5 pass), vs. Ball State (9/16/2000)

**Allow 450 or more total yards ..... 592 (63 rush/529 pass), vs. Texas Tech (10/8/2016)**  
**Allow 500 or more total yards ..... 592 (63 rush/529 pass), vs. Texas Tech (10/8/2016)**  
**Allow 550 or more total yards ..... 592 (63 rush/529 pass), vs. Texas Tech (10/8/2016)**  
 Allow 600 or more total yards ..... 658 (274 rush/384 pass), at Texas Tech (11/14/2015)

### Rushing Defense

**Allowed 100 or fewer rushing yards ..... 63, vs. Texas Tech (10/8/2016)**  
 Allowed 50 or fewer rushing yards ..... 49, at Oklahoma State (10/3/2015)  
 Allowed 10 or fewer rushing yards ..... 10, vs. Eastern Kentucky (9/3/2011)  
 Allowed negative rushing yards ..... -13, vs. Texas A&M (10/17/2009)

Allowed 250 or more rushing yards ..... 254, vs. Arkansas (1/2/2016)  
 Allowed 300 or more rushing yards ..... 331, vs. UCLA (1/2/2015)  
 Allowed 350 or more rushing yards ..... 451 vs. Nebraska (10/7/2010)  
 Allowed 400 or more rushing yards ..... 451 vs. Nebraska (10/7/2010)

### Rushing Touchdown Defense

Did not allow a rushing touchdown ..... at Kansas (11/28/2015)  
 Did not allow a rushing touchdown in consec. games ..... vs. South Dakota; at UTSA (2015)

**Allowed 3 or more rushing touchdowns ..... 3, vs. Texas Tech (10/8/2016)**  
 Allowed 4 or more rushing touchdowns ..... 5, vs. Arkansas (1/2/2015)  
 Allowed 5 or more rushing touchdowns ..... 5, vs. Arkansas (1/2/2015)

### Passing Defense

**Allowed 200 or fewer passing yards ..... 129, vs. Florida Atlantic (9/17/2016)**  
 Allowed 100 or fewer passing yards ..... 99, at Texas (10/24/2015)  
 Allowed 50 or fewer passing yards ..... 5, vs. Ball State (9/16/2000)

**Allowed 350 or more passing yards ..... 529, vs. Texas Tech (10/8/2016)**  
**Allowed 400 or more passing yards ..... 529, vs. Texas Tech (10/8/2016)**  
**Allowed 450 or more passing yards ..... 529, vs. Texas Tech (10/8/2016)**

### Passing Touchdown Defense

Did not allow a passing touchdown ..... vs. Florida Atlantic (9/17/2016)  
 Did not allow a passing touchdown in consec. games ..... vs. South Dakota; at UTSA (2015)

Allowed 3 or more passing touchdowns ..... 3, vs. Iowa State (11/21/2015)  
 Allowed 4 or more passing touchdowns ..... 5, vs. Oklahoma (10/17/2015)  
 Allowed 5 or more passing touchdowns ..... 5, vs. Oklahoma (10/17/2015)

### Tackles for Loss

**Recorded 8 or more TFLs ..... 8.0, at Stanford (9/2/2016)**  
 Recorded 10 or more TFLs ..... 10.0, vs. Oklahoma State (11/1/2014)  
 Recorded 11 or more TFLs ..... 11.0, vs. Arkansas (1/6/2012)  
 Recorded 12 or more TFLs ..... 12.0, vs. Texas A&M (10/17/2009)

# THE LAST TIME...

*Cumulative team stats from the Missouri State game not included*

Recorded 13 or more TFLs ..... 13.0, vs. Baylor (10/27/2007)  
 Recorded 14 or more TFLs ..... 14.0, vs. Baylor (11/1/2003)  
 Did not have a TFL ..... at Iowa State (10/13/2012)

## Sacks

**Recorded 4 or more sacks ..... 4.0, vs. Florida Atlantic (9/17/2016)**  
 Recorded 6 or more sacks ..... 6.0, vs. Louisiana Tech (9/19/2015)  
 Recorded 7 or more sacks ..... 8.0, vs. Baylor (11/1/2003)  
 Recorded 8 or more sacks ..... 8.0, vs. Baylor (11/1/2003)  
 Recorded 9 or more sacks ..... 9.0, at Kansas (10/7/2000)  
 Did not have a sack ..... vs. TCU (10/10/2015)

## Forced Turnovers

Recovered 3 or more fumbles ..... 4, vs. Iowa State (11/21/2015)  
 Recovered 4 or more fumbles ..... 4, vs. Iowa State (11/21/2015)  
 Recovered 5 or more fumbles ..... 5, at Kansas (11/2/2002)

Intercepted 3 or more interceptions ..... 4, vs. Texas Tech (10/4/2014)  
 Intercepted 4 or more interceptions ..... 4, vs. Texas Tech (10/4/2014)  
 Intercepted 5 or more interceptions ..... 5, vs. Texas (11/6/2010)

Forced 5 or more turnovers ..... 6, at Kansas (11/30/2013)  
 Forced 6 or more turnovers ..... 6, at Kansas (11/30/2013)

## First Downs Allowed

**Allowed 15 or fewer first downs ..... 13, vs. Florida Atlantic (9/17/2016)**  
 Allowed 10 or fewer first downs ..... 10, vs. UTEP (9/27/2014)  
 Allowed 5 or fewer first downs ..... 5, vs. North Texas (9/24/2005)

**Allowed 25 or more first downs ..... 33 (4r/26p/3pn), vs. Texas Tech (10/8/2016)**  
**Allowed 30 or more first downs ..... 33 (4r/26p/3pn), vs. Texas Tech (10/8/2016)**  
 Allowed 35 or more first downs ..... 35 (11r/23p/1pn), at Nebraska (11/10/2007)

## Team Defensive Miscellaneous

Scored a safety ..... at Louisiana (9/12/2009)  
 Scored two safeties ..... at Nebraska (11/12/2005)  
 Scored two safeties in one quarter ..... at Nebraska; 3rd quarter (11/12/2005)

## K-STATE INDIVIDUAL DEFENSE

### Tackles

**Had 10 or more tackles ..... 14, Elijah Lee at West Virginia (10/1/2016)**  
**Had 12 or more tackles ..... 14, Elijah Lee at West Virginia (10/1/2016)**  
 Had 13 or more tackles ..... 17, Charmeachealle Moore vs. West Virginia (12/5/2015)  
 Had 14 or more tackles ..... 17, Charmeachealle Moore vs. West Virginia (12/5/2015)  
 Had 15 or more tackles ..... 17, Charmeachealle Moore vs. West Virginia (12/5/2015)

### Tackles for Loss

Had 3 or more tackles for loss ..... 4.0, Charmeachealle Moore vs. West Virginia (12/5/2015)  
 Had 4 or more tackles for loss ..... 4.0, Charmeachealle Moore vs. West Virginia (12/5/2015)  
 Had 5 or more tackles for loss ..... 5.0, Ian Campbell vs. Illinois State (9/2/2006)

### Sacks

**Had 2 or sacks ..... 2.0, Jordan Willis vs. Texas Tech (10/8/2016)**  
 Had 3 or sacks ..... 3.5, Jordan Willis vs. Louisiana Tech (9/19/2015)  
 Had 4 or sacks ..... 4.0, Chris Johnson at Missouri (11/18/2000)

### Interceptions

Intercepted 2 or more passes ..... 2, Elijah Lee vs. TCU (10/10/2015)  
 Intercepted 3 or more passes ..... 3, Allen Chapman vs. Oklahoma State (11/3/2012)  
 Intercepted 4 or more passes ..... 4, Jaime Mendez vs. Temple (9/26/1992)

### Pass Breakups

Had 3 or more pass breakups ..... 4, Duke Shelley vs. West Virginia (12/5/2015)  
 Had 4 or more pass breakups ..... 4, Duke Shelley vs. West Virginia (12/5/2015)  
 Had 5 or more pass breakups ..... 6, Terence Newman at Oklahoma (9/29/2001)

## Fumbles

Forced 2 or more fumbles ..... 2, Jordan Willis vs. Iowa State (11/21/2015)  
 Recovered 2 or more fumbles ..... 2, Ian Campbell vs. Baylor (10/27/2007)

## Scoring

**TD on an interception return ..... D.J. Reed (35 yards) vs. Texas Tech (10/8/2016)**  
 TD on a fumble return ..... Jarell Childs (1 yd) at Oklahoma (9/29/2012)  
 Safety via tackle in end zone ..... Steven Cline vs. Missouri (11/19/2005)

## K-STATE INDIVIDUAL SPECIAL TEAMS

### Kickoff Returns

**Had 150 or more KOR yards ..... 159, Byron Pringle vs. Texas Tech (10/8/2016)**  
 Had 200 or more KOR yards ..... 201, Morgan Burns vs. West Virginia (12/5/2015)

**TD on a kickoff return ..... Byron Pringle (99 yds) vs. Texas Tech (10/8/2016)**  
 Had 2 or more KOR touchdowns ..... 2, Brandon Banks (91 and 92 yds) vs. Tenn. Tech (9/26/2009)  
 Had KOR touchdowns in consec. games ..... 2, Morgan Burns (93 yds) at Texas Tech  
 and (100 yds) vs. Iowa State (2015)  
 Had a KOR touchdown to open a game ..... Morgan Burns (100 yds) vs. South Dakota (9/5/2015)

### Punt Returns

**Had 75 or more punt return yards ..... 75, Dominique Heath vs. Florida Atlantic (9/17/2016)**  
 Had 100 or more punt return yards ..... 143, Tyler Lockett vs. UTEP (9/27/2014)  
 Had 125 or more punt return yards ..... 143, Tyler Lockett vs. UTEP (9/27/2014)  
 Had 150 or more punt return yards ..... 172, David Allen vs. Texas (9/18/1998)

TD on a punt return ..... Tyler Lockett (75 yds) vs. Florida Atlantic (9/17/2016)  
 Had punt return TDs in consec. games ..... 2, Aaron Lockett (69 yds) vs. Louisiana Tech  
 and (84 yds) vs. Ball State (2000)  
 Had punt return TDs in 3 consec. games ..... 3, David Allen (63 yds) vs. Indiana State;  
 (69 yds) vs. Northern Illinois; (93 yds) vs. Texas (1998)

### Field Goals/PATs

**Had 3 or more field goals ..... 3, Matthew McCrane vs. Texas Tech (10/8/2016)**  
 Had 4 or more field goals ..... 4, Jack Cantele vs. Louisiana Tech (9/19/2015)  
 Had 5 or more field goals ..... 5, Jamie Rheem at Texas (10/2/1999)  
 Game-winning FG with less than one minute ..... 0:03 (42 yds), Jack Cantele vs. ISU (11/21/2015)

Made a 47-yd FG or longer ..... 47, Matthew McCrane vs. UCLA (1/2/2015)  
 Made a 48-yd FG or longer ..... 52, Matthew McCrane vs. Kansas (11/29/2014)  
 Made a 49-yd FG or longer ..... 52, Matthew McCrane vs. Kansas (11/29/2014)  
 Made a 50-yd FG or longer ..... 52, Matthew McCrane vs. Kansas (11/29/2014)  
 Made a 51-yd FG or longer ..... 52, Matthew McCrane vs. Kansas (11/29/2014)  
 Made a 52-yd FG or longer ..... 52, Matthew McCrane vs. Kansas (11/29/2014)  
 Made a 53-yd FG or longer ..... 53, Matthew McCrane vs. Oklahoma State (11/1/2014)  
 Made a 54-yd FG or longer ..... 54, Anthony Cantele vs. Oklahoma (10/29/2011)  
 Made a 55-yd FG or longer ..... 55, Jeff Snodgrass vs. North Texas (9/24/2005)

**Made 5 or more PATs ..... 9, Matthew McCrane vs. Florida Atlantic (9/17/2016)**  
**Made 6 or more PATs ..... 9, Matthew McCrane vs. Florida Atlantic (9/17/2016)**  
**Made 7 or more PATs ..... 9, Matthew McCrane vs. Florida Atlantic (9/17/2016)**  
**Made 8 or more PATs ..... 9, Matthew McCrane vs. Florida Atlantic (9/17/2016)**

### Blocked Kicks/Onside Kick

Blocked an extra point ..... Jordan Willis at Oklahoma State (10/3/2015)  
 Blocked a field goal ..... Marquel Bryant vs. Arkansas (1/2/2016)  
**Blocked a punt ..... Jayd Kirby vs. Missouri State (9/24/2016)**  
 Had 2 or more blocked kicks ..... 2, Raphael Guidry (2 FGs) at Texas Tech (10/15/2011)  
 TD on blocked field goal ..... Kip Daily (65 yds) at Oklahoma State (10/5/2013)  
 TD on blocked punt return ..... Morgan Burns (0 yds) at Kansas (11/28/2015)  
 Defensive extra point ..... Nigel Malone (68-yd blocked XP return) vs. Arkansas (1/6/2012)  
**Recovered an onside kick ..... Jayd Kirby at Stanford (9/2/2016)**

# THE LAST TIME...

*Cumulative team stats from the Missouri State game not included*

## OPPONENT INDIVIDUAL RUSHING

### Attempts

Had 25 or more rushing attempts ..... 25, Wendell Smallwood, West Virginia (12/5/2015)  
 Had 30 or more rushing attempts ..... 31, Brennan Clay, Oklahoma (11/23/2013)

### Yards

Rushed for 100 or more yards ..... **104, Justin Crawford, West Virginia (10/1/2016)**  
 Rushed for 150 or more yards ..... 185, Alex Collins, Arkansas (1/2/2016)  
 Rushed for 200 or more yards ..... 248, DeAndre Washington, Texas Tech (11/14/2015)  
 Had two 100-yard rushers ..... 124, Trevone Boykin and 121, Aaron Green, TCU (10/10/2015)

Had a run of 60 or more yards ..... 76 (TD), Mike Warren, Iowa State (11/21/2015)  
 Had a run of 70 or more yards ..... 76 (TD), Mike Warren, Iowa State (11/21/2015)  
 Had a run of 80 or more yards ..... 80 (TD), DeAndre Washington, Texas Tech (11/14/2015)  
 Had a run of 90 or more yards ..... 91 (TD), David Thompson, Oklahoma State (11/18/1995)

### Touchdowns

Rushed for 3 or more touchdowns ..... **3, Patrick Mahomes, Texas Tech (10/8/2016)**  
 Rushed for 4 or more touchdowns ..... 4, Taylor Martinez, Nebraska (10/7/2010)  
 Had two players rush for 2 or more TDs ...2, Trevone Boykin and 2, Aaron Green, TCU (10/10/2015)

## OPPONENT INDIVIDUAL PASSING

### Attempts

Had 30 or more pass attempts ..... **62, Patrick Mahomes, Texas Tech (10/8/2016)**  
 Had 40 or more pass attempts ..... **62, Patrick Mahomes, Texas Tech (10/8/2016)**  
 Had 45 or more pass attempts ..... **62, Patrick Mahomes, Texas Tech (10/8/2016)**  
 Had 50 or more pass attempts ..... **62, Patrick Mahomes, Texas Tech (10/8/2016)**

### Completions

Had 20 or more pass completions ..... **45, Patrick Mahomes, Texas Tech (10/8/2016)**  
 Had 25 or more pass completions ..... **45, Patrick Mahomes, Texas Tech (10/8/2016)**  
 Had 30 or more pass completions ..... **45, Patrick Mahomes, Texas Tech (10/8/2016)**  
 Had 40 or more pass completions ..... **45, Patrick Mahomes, Texas Tech (10/8/2016)**

### Yards

Threw for 250 or more yards ..... **504, Patrick Mahomes, Texas Tech (10/8/2016)**  
 Threw for 300 or more yards ..... **504, Patrick Mahomes, Texas Tech (10/8/2016)**  
 Threw for 350 or more yards ..... **504, Patrick Mahomes, Texas Tech (10/8/2016)**  
 Threw for 400 or more yards ..... **504, Patrick Mahomes, Texas Tech (10/8/2016)**

Had a pass of 50 or more yards ..... **61 (TD), Patrick Mahomes, Texas Tech (10/8/2016)**  
 Had a pass of 60 or more yards ..... **61 (TD), Patrick Mahomes, Texas Tech (10/8/2016)**  
 Had a pass of 70 or more yards ..... 81 (TD), Jarrett Stidham, Baylor (11/5/2015)  
 Had a pass of 80 or more yards ..... 81 (TD), Jarrett Stidham, Baylor (11/5/2015)  
 Had a pass of 90 or more yards ..... 93 (TD), Bryce Petty, Baylor (10/12/2013)

### Touchdowns

Threw 3 or more touchdowns ..... 3, Joel Lanning, Iowa State (11/21/2015)  
 Threw 4 or more touchdowns ..... 4, Baker Mayfield, Oklahoma (10/17/2015)

## OPPONENT INDIVIDUAL RECEIVING

### Receptions

Had 8 or more receptions ..... **10, Dylan Cantrell, Texas Tech (10/8/2016)**  
 Had 10 or more receptions ..... 10, Devin Lauderdale, Texas Tech (11/14/2015)  
 Had 12 or more receptions ..... 12, Trent Taylor, Louisiana Tech (9/19/2015)  
 Had 14 or more receptions ..... 15, Sterling Shepard, Oklahoma (10/18/2014)

### Yards

Had 100 or more receiving yards ..... **130, Keke Coutee, Texas Tech (10/8/2016)**  
 Had 150 or more receiving yards ..... 216, Corey Coleman, Baylor (11/5/2015)  
 Had 200 or more receiving yards ..... 216, Corey Coleman, Baylor (11/5/2015)  
 Had two 100-yard receivers ..... 216, Corey Coleman and 108, KD Cannon, Baylor (11/5/2015)

### Touchdowns

Had 2 or more touchdown receptions ..... 2, Allen Lazard, Iowa State (11/21/2015)  
 Had 3 or more touchdown receptions ..... 3, Kendall Wright, Baylor (10/1/2011)  
 Had two players with 2 or more TD receptions ...Josh Gordon (2) and Kendall Wright (2), BU (10/23/2010)

## OPPONENT INDIVIDUAL DEFENSE

### Tackles

Had 10 or more tackles ..... 11, Fish Smithson, Kansas (11/28/2015)  
 Had 12 or more tackles ..... 12, Micah Awe, Texas Tech (11/14/2015)  
 Had 13 or more tackles ..... 13, J.J. Gaines, Texas Tech (11/14/2015)  
 Had 14 or more tackles ..... 18, Bryce Hager, Baylor (10/12/2013)  
 Had 15 or more tackles ..... 18, Bryce Hager, Baylor (10/12/2013)

### Tackles for Loss

Had 3 or more tackles for loss ..... **3.0, Peter Kalambayi, Stanford (9/2/2016)**  
 Had 4 or more tackles for loss ..... 4.0, Bo Ruud, Nebraska (11/12/2005)

### Sacks

Had 2 or sacks ..... **2.5, Peter Kalambayi and 2.0, Jordan Watkins, Stanford (9/2/2016)**  
 Had 3 or sacks ..... 3.0, Deon Hollins, UCLA (1/2/2015)  
 Had 4 or sacks ..... 4.0, Mike Mamula, Boston College (12/25/1994)

### Interceptions/Pass Breakups

Intercepted 2 or more passes ..... 2, Zack Sanchez, Oklahoma (10/17/2015)  
 Had 3 or more pass breakups ..... 3, Brian Peavy, Iowa State (11/21/2015)  
 Had 4 or more pass breakups ..... 4, Michael Thompson, Oklahoma (12/2/2000)

### Fumbles

Forced 2 or more fumbles ..... 2, Patrick McClellan, Eastern Kentucky (9/3/2011)  
 Recovered 2 or more fumbles ..... 2, Jacques Smith, Missouri (11/13/2010)

### Scoring

TD on an interception return ..... Zack Sanchez (38 yds), Oklahoma (10/17/2015)  
 TD on a fumble return ..... Antonio Coleman (34 yds), Auburn (9/1/2007)  
 Safety via tackle in end zone ..... Jordan Watkins, Stanford (9/2/2016)

## OPPONENT INDIVIDUAL SPECIAL TEAMS

### Kickoff Returns

Had 125 or more KOR yards ..... 130, Shelton Gibson, West Virginia (11/20/2014)  
 Had 150 or more KOR yards ..... 199, Tavon Austin, West Virginia (10/20/2012)  
 TD on a kickoff return ..... Darryl Surgent (100 yds), Louisiana (9/7/2013)

### Punt Returns

Had 75 or more punt return yards ..... 93, Jarvis West, Iowa State (9/6/2014)  
 Had 100 or more punt return yards ..... 103, Danny Amendola, Texas Tech (10/30/2004)  
 TD on a punt return ..... Jarvis West (82 yds), Iowa State (9/6/2014)

### Field Goals

Had 3 or more field goals ..... 3, Josh Lambert, West Virginia (12/5/2015)  
 Had 4 or more field goals ..... 4, Jonathan Barnes, Louisiana Tech (9/19/2015)  
 Game-winning FG with less than one minute ..... 0:32 (37 yds), Ben Grogan, OSU (10/3/2015)

### Blocked Kicks/Onside Kick

Blocked an extra point ..... Bryson Henderson, TCU (11/8/2014)  
 Blocked a field goal ..... Kyle Rose, West Virginia (11/20/2014)  
 Blocked a punt ..... Jordan Sterns, Oklahoma State (11/1/2014)  
 TD on blocked punt return ..... D.J. Adeoba (26 yds), Massachusetts (9/5/2009)  
 Defensive extra point ..... Darrent Williams (85-yd blocked XP return), Oklahoma St. (10/12/2002)  
 Recovered an onside kick ..... Texas Tech (10/15/2011)