

GAME 6



NR/RV K-STATE VS 19/19 OKLAHOMA

Oct. 17, 2015 • Bill Snyder Family Stadium • Manhattan, Kan.

KANSAS STATE WILDCATS	OKLAHOMA SOONERS
	
3-2, 0-2 Big 12	4-1, 1-1 Big 12

THE BASICS

Record3-2 (0-2 Big 12)	Record4-1 (1-1 Big 12)
Ranking (AP/Coaches)NR/RV	Ranking (AP/Coaches)19/19
Last GameOct. 10, 2015 Lost to No. 2 TCU, 52-45	Last GameOct. 10, 2015 Lost to Texas, 24-17
CoachBill Snyder	CoachBob Stoops
Career Record190-96-1	Career Record172-45 (17th)
Career Conf. Record109-73-1	Record at OUSame

STATISTICAL LEADERS

RushingJustin Silmon 57 att., 282 yds., 2 TD	RushingSamaje Perine 82 att., 364 yds., 3 TD
PassingJoe Hubener 52-109, 827 yds, 4 TD, 2 INT	PassingBaker Mayfield 108-163, 1,593 yds, 14 TD, 3 INT
ReceivingDeante Burton 15 rec., 222 yds., 2 TD	ReceivingSterling Shepard 26 rec., 416 yds., 3 TD
TacklingElijah Lee 30 tackles	TacklingD. Alexander 48 tackles
SacksJordan Willis 3.5 sacks	SacksEric Striker 4.5 sacks
InterceptionsElijah Lee 2 interceptions	InterceptionsJordan Thomas 2 interceptions

INSIDE THE SERIES

Overall19-72-4	Most K-State Pts59 (1969)
In Manhattan10-36-1	Most OU Pts76 (1942)
In Norman8-35-3	3 Points or Less5-6-4
Current StreakWon 1	7 Points or Less10-9-4
Longest StreakWon 5	Biggest Win49-10 (1995)

ON THE AIR

TELEVISION

ABC
Dave LaMont (Play-by-Play)
Ray Bentley (Analyst)
Dawn Davenport (Sidelines)



RADIO

K-State Sports Network
Wyatt Thompson (Play-by-Play)
Stan Weber (Analyst)
Matt Walters (Sidelines)
Bruce Haertl (Pregame Show)



SATELLITE RADIO

SIRIUS Radio Channel 118
XM Radio Channel 199



CATS LOOK TO BOUNCE BACK AT HOME AGAINST SOONERS

Following its second-straight heartbreaking loss to a ranked team, K-State will have a chance to bounce back against another top-25 squad as 19th-ranked Oklahoma visits sold-out Bill Snyder Family Stadium on Saturday in a 2:30 p.m., nationally-televised game on ABC. The game, which will be the 24th-consecutive sellout in Manhattan, will be broadcast by **Dave LaMont** (play-by-play), **Ray Bentley** (analyst) and **Dawn Davenport** (sideline), while the contest can also be heard across the K-State Sports Network with **Wyatt Thompson** (play-by-play), **Stan Weber** (analyst) and **Matt Walters** (sideline) calling the action.

A LOOK AT K-STATE

• Guided by 2015 College Football Hall of Fame inductee **Bill Snyder**, K-State is 3-2 following last week's 52-45 setback to No. 2 TCU.

• K-State shut out South Dakota in the season opener before surrendering only a field goal — a 51-yarder — to UTSA.

• The Wildcats did not allow a TD until the second quarter vs. LA Tech, marking the longest stretch to start a season without allowing a TD in the post-World War II era (1945).

• The Wildcats took the No. 2 team in the country down to the wire behind four rushing TDs by quarterback **Joe Hubener** and two more from running back **Charles Jones**.

• After throwing for two scores and running for another against OSU, **Kody Cook** became the first Wildcat since 2007 to run for a score, throw for a touchdown and catch a touchdown pass in the same season.

• K-State ranks highly in the nation in rushing defense (18th), kickoff returns (16th), kickoff return defense (19th), yards per completion (7th) and sacks (24th).

• Hubener set a career high with three touchdown passes vs. LA Tech, including overtime strikes to **Dominique Heath** and the eventual game-winner to Cook.

• Hubener ranks third nationally in passing yards per completion (15.90), while he is also the team's second-leading rusher with 224 yards.

• **Justin Silmon** has taken over the running back role as the redshirt freshman walk-on has totaled 282 yards on 57 carries this season (4.9 yards/carry). Jones had one of his best career performances last week, averaging 5.8 ypc.

A LOOK AT OKLAHOMA

• The Sooners suffered their first loss of the season last week against Texas.

• **Baker Mayfield** ranks third in the Big 12 in passing average and efficiency, while **Sterling Shepard** is fourth in receptions per game.

• The OU defense is led by **Dominique Alexander**, who is second in the league in tackles, and **Eric Striker**, who ranks among the top five in both sacks and tackles for loss.

2015 SCHEDULE

DATE	OPPONENT (TV)	TIME/RESULT
Sept. 5	SOUTH DAKOTA (KSHD-TV)	W, 34-0
Sept. 12	at UTSA (FS1)	W, 30-3
Sept. 19	LOUISIANA TECH (FSN)	W, 39-33 (3ot)
Oct. 3	at 20/19 Oklahoma State* (FS1)	L, 34-36
Oct. 10	2/2 TCU* (FOX)	L, 45-52
Oct. 17	19/19 OKLAHOMA* (ABC)	2:30 p.m.
Oct. 24	at Texas* (FS1)	11 a.m.
Nov. 5	BAYLOR* (FS1)	6:30 p.m.
Nov. 14	at Texas Tech*	TBA
Nov. 21	IOWA STATE*	TBA
Nov. 28	at Kansas*	TBA
Dec. 5	WEST VIRGINIA*	TBA

A K-STATE WIN WOULD...

- Give K-State its first win at home over OU since 1996.
- Give K-State its first home win over a ranked opponent when it is unranked since the 2011 Baylor game.
- Improve K-State's Homecoming record to 34-61-5.
- Be the first by the home team in the series against Oklahoma since 2009.
- Put **Bill Snyder** in sole possession of 30th all-time in wins at 191.

WHERE TO FIND...

Team Notes.....	1-3
Offensive Notes.....	3-4
Defensive Notes.....	5
Special Teams Notes.....	6
Last Time vs. Oklahoma.....	7
Head Coach Bill Snyder.....	8
Assistant Coaches.....	9
Roster.....	10-11
Depth Chart.....	12
Depth Chart Notes.....	13-15
Pronunciations.....	15
Select Player Bios.....	16-21
Team Statistics.....	22-23
Game-by-Game Offensive Statistics.....	24
Defensive Statistics.....	25
Game-by-Game Defensive Statistics.....	26
Game-by-Game Summaries/Starters.....	27
Scoring Drives/Drive Summaries.....	28
Third Downs/Red Zone.....	29
Long Plays.....	30
Superlatives.....	31
Game Summaries.....	32-36
Last Time.....	37-38

FOLLOW K-STATE ATHLETICS

 @KSTATESPORTS

 K-STATESPORTS

 K-STATESPORTS

 K-STATESPORTS

K-STATE ATHLETICS COMMUNICATIONS

Kenny Lannou Assoc. A.D./Communications O: 785-532-7977 C: 785-587-7867 E: klannou@kstatesports.com
 Ryan Lackey Asst. Director/Athletics Communications O: 785-532-7708 C: 785-587-7865 E: rlackey@kstatesports.com

/// BIG 12 STANDINGS ///

	Big 12	Overall
Oklahoma State	3-0	6-0
TCU	3-0	6-0
Baylor	2-0	5-0
Oklahoma	1-1	4-1
Iowa State	1-1	2-3
Texas Tech	1-2	4-2
Texas	1-2	2-4
Kansas State	0-2	3-2
West Virginia	0-2	3-2
Kansas	0-2	0-5

/// UPCOMING BIG 12 SCHEDULE ///

SATURDAY, OCTOBER 17

West Virginia at Baylor*, 11 a.m. (FOX)
 Texas Tech at Kansas*, 11 a.m. (FS1)
 Oklahoma at K-State*, 2:30 p.m. (ABC)
 TCU at Iowa State*, 6 p.m. (ESPN2)

SATURDAY, OCTOBER 24

K-State at Texas*, 11 a.m. (FS1)
 Iowa State at Baylor*, 11 a.m. (ABC, ESPN or ESPN2)
 Kansas at Oklahoma State*, 2:30 p.m. (FS1)
 Texas Tech at Oklahoma*, 2:30 p.m. (ABC, ESPN or ESPN2)

/// WEEKLY BIG 12 TELECONFERENCE ///

If you wish to participate in the weekly Big 12 Coaches Teleconference, please email joni@big12sports.com with your name, affiliation and phone number to obtain the media dial-in number. The number will not be distributed over the phone.

- 9:50 a.m. - Charlie Strong, Texas
- 10:00 a.m. - David Beaty, Kansas
- 10:10 a.m. - Bob Stoops, Oklahoma
- 10:20 a.m. - Mike Gundy, Oklahoma State
- 10:30 a.m. - Bill Snyder, Kansas State
- 10:40 a.m. - Dana Holgerson, West Virginia
- 10:50 a.m. - Kliff Kingsbury, Texas Tech
- 11:00 a.m. - Art Briles, Baylor
- 11:10 a.m. - Paul Rhoads, Iowa State
- 11:20 a.m. - Gary Paterson, TCU

/// ATHLETICS COMMUNICATIONS ///

Press Conference

Head coach Bill Snyder hosts a weekly news conference each Tuesday at the Vanier Family Football Complex. Snyder will address the media at 12:30 p.m., while requested players are available from 1 p.m., to 2 p.m.

Press Conference Video

Broadcast-quality video files for television newscasts of each weekly news conference is available for download on Tuesday afternoons. Please contact the K-State Athletics Communications office for FTP access instructions.

Working Credentials

Media outlets interested in covering K-State football either on a season or individual-game basis are requested to submit all applications through the following website: www.k-statesports.com/media.

Postgame Interviews

K-State's locker room is closed. Media will be asked to submit a list of player requests to either **Kenny Lannou** or **Ryan Lackey** at the start of the fourth quarter. During home games, Coach Snyder will address the media in the team theater on the third floor of the Vanier Family Football Complex following a cooling off period, followed by the requested players. To get to the team theater, proceed to the concourse and walk toward the Vanier Family Football Complex. Enter the first set of double doors and take an immediate left into the theater. On the road, these interviews will take place either in the designated visiting interview area or outside the visiting locker room.

/// WE ARE K-STATE ///

When referring to Kansas State University, please only use the terms **Kansas State** or **K-State**. Please refrain from using KSU, Kansas St., Kan. St., or any other variation. The only acceptable nicknames include **Wildcats** or **Cats**. In addition, K-State plays in the **Big 12 Conference** or **Big 12**. Please do not use roman numerals (Big XII) when referring to the Conference. Your cooperation is appreciated.

Kenny Lannou
 klannou@kstatesports.com

WEEK 6 vs OU

Ryan Lackey
 rlackey@kstatesports.com

Monday 12	Tuesday 13	Wednesday 14	Thursday 15	Friday 16	Saturday 17	Sunday 18
Big 12 Teleconference 10:30 a.m. - Bill Snyder	Media Luncheon 12:00 p.m. - Lunch 12:30 p.m. - Bill Snyder 1 p.m. - Players FTP Information Highlights will be loaded to the K-State FTP site. Contact either Kenny Lannou or Ryan Lackey for site credentials.	Out-of-town Interviews (via telephone) Bill Snyder	No Media Availability	No Media Availability	Game 6 Oklahoma at K-State 2:30 p.m. ABC Snyder Family Stadium Manhattan, Kan. Postgame Coach Snyder and players in team theater	No Media Availability K-State game notes for the Texas game will be available on Monday, October 19.

A LOOK AT THE SERIES

- Oklahoma leads the overall series, 72-19-4 and is 36-10-1 all-time in Manhattan.
- Under **Bill Snyder**, K-State is 8-12 against the Sooners, including a 3-4 mark in Manhattan.
- The visiting team has won the previous four meetings between the two schools.
- The last Wildcat win over OU in Manhattan was a 42-35 victory in 1996.

HOME SWEET HOME

- Since 1990, K-State holds a 137-32-1 (.811) record when playing at Bill Snyder Family Stadium, a mark that includes a 69-27-1 (.716) record in league games.
- Since Snyder's return in 2009, K-State is 19-7 in home conference games.

SNYDER AMONG BEST EVER

- Head coach **Bill Snyder** currently has 190 career victories, which are 151 more than any other coach in program history.
- Snyder ranks second in the FBS in wins among active coaches at their current schools, fifth in total victories among active coaches and 30th in all-time wins.
- He is 10 wins away from becoming the 25th coach in FBS history with 200 career wins.
- Snyder, who has 109 conference wins, is one of four coaches with 100 Big 12 victories, joining Nebraska's **Tom Osborne** (153) and Oklahoma's **Bob Stoops** (104) and **Barry Switzer** (100).

/// MOST WINS AT CURRENT SCHOOL* ///

Coach	School	Career Wins
Frank Beamer	Virginia Tech	233
Bill Snyder	Kansas State	190
Bob Stoops	Oklahoma	172
Mark Richt	Georgia	140

* FBS only

YOUTH MOVEMENT

- Nine Wildcat players have their first career starts in 2015 including a combined seven freshmen or sophomores.
- Additionally, a total of 26 freshmen or sophomores have seen playing time in the first five weeks.
- Three of the highlights have been redshirt freshman fullback **Winston Dimel**, who has scored three touchdowns, redshirt freshmen **Dominique Heath** at wide receiver and punt returns, **Dalton Risner** at center and **Justin Silmon** at running back.

BIG 12'S BEST

- K-State currently holds a 27-11 (.711) record in Big 12 play since the start of 2011, which is tied for the second-most wins and winning percentage in the league.

/// BIG 12 RECORDS SINCE 2011 ///

School	Rec (Pct)
Baylor	28-10 (.737)
K-State	27-11 (.711)
Oklahoma	27-11 (.711)
Oklahoma State	27-12 (.692)

/// KANSAS STATE VS OKLAHOMA • TEAM COMPARISONS ///

K-STATE (3-2/0-2 Big 12)

TEAM STATISTICS	KS	OPP
Points/Game	36.4	24.8
First Downs	105	101
Rushing/Game	180.2	105.2
Passing/Game	189.8	290.6
Total Offense/Game	370.0	395.8
Fumbles-Lost	7-3	7-4
Pen.-Yds/Game	33-55.8	39-64.0
Time of Possession	34:02	25:58

INDIVIDUAL LEADERS

Rushing	Att	Net	Avg	TD	YPG
Silmon	57	282	4.9	2	56.4
Hubener	64	224	3.5	6	44.8

Passing	C-A-I	Pct.	TD	YPG
Hubener	52-109-2	47.7	4	165.4

Receiving	Rec	Yds	Avg	TD	YPG
Burton	15	222	14.8	2	44.4
Heath	14	196	14.0	1	39.2

Defense	U-A-T	TFL	Int.	FF-FR
Lee	19-11-30	4.0	2	1-0
Starks	20-10-30	0.0	0	0-0

OKLAHOMA (4-1/1-1 Big 12)

TEAM STATISTICS	OU	OPP
Points/Game	37.0	22.6
First Downs	122	107
Rushing/Game	144.2	190.4
Passing/Game	328.8	173.6
Total Offense/Game	473.0	364.0
Fumbles-Lost	6-5	5-3
Pen.-Yds/Game	43-84.2	43-76.0
Time of Possession	29:26	30:34

INDIVIDUAL LEADERS

Rushing	Att	Net	Avg	TD	YPG
Perine	82	364	4.4	3	72.8
Mixon	33	160	4.8	1	32.0

Passing	C-A-I	Pct.	TD	YPG
Mayfield	108-163-3	66.3	14	318.6

Receiving	Rec	Yds	Avg	TD	YPG
Shepard	26	416	16.0	3	83.2
Westbrook	21	307	14.6	1	61.4

Defense	U-A-T	TFL	Int.	FF-FR
Alexander	23-25-48	5.0	0	0-0
Evans	22-21-43	3.0	0	0-1



NCAA TEAM RANKINGS

Category	KS	OU
Rushing Offense	58	97
Passing Offense	96	14
Total Offense	92	22
Scoring Offense	30	25
Rushing Defense	18	95
Pass Efficiency Defense	75	35
Total Defense	71	51
Scoring Defense	63	53
Net Punting	25	5
Punt Returns	69	49
Kickoff Returns	16	107
Turnover Margin	43	90
Passing Efficiency	79	7
Time of Possession	8	81



HOMECOMING GAME

- Saturday's game against Oklahoma serves as K-State's Homecoming 2015: A Century of Coming Home.
- K-State holds an all-time record of 33-61-5, which includes a 20-5 record since 1990.
- Oklahoma is serving as the Homecoming opponent for the 21st time.

COHESION ON THE STAFF

- For a third-straight season, Kansas State is coached by the same 10 full-time coaches.
- The current streak is the longest since 1999-2001.
- Included in the group is **Mo Latimore**, who is the longest-tenured assistant coach in the Big 12.
- K-State is one of only four schools to have all 10 coaches in the program for a third-straight season, joining Arizona, BYU and Northwestern.

REPEAT PERFORMANCES

- K-State has usually been able to string bowl seasons together under **Bill Snyder**, including a current streak of five-straight years.
- The Wildcats played in 17 bowls prior to 2014 and have followed that with another bowl berth 14 times, all coming under Snyder.
- K-State has had losing records following bowl seasons only three times: 1983 (3-8) after the Independence Bowl, 2004 (4-7) after the Fiesta Bowl and 2007 (5-7) after the Texas Bowl.

TOUGH SLATE

- The Wildcats will face seven teams this year that earned bowl berths in 2014, while seven of their opponents are ranked or receiving votes in the AP Top 25 or Coaches Poll.
- Two of those teams are ranked in the top three as Baylor is second in both the AP and coaches' polls, while TCU checks in at No. 3 in both polls.

RECORD ATTENDANCE

- Attendance at K-State games have been at an all-time high over the last three years as K-State has recorded 23 consecutive sellouts, a number that is expected to reach 27 after the 2015 season.
- For a second-straight year, K-State finished second nationally by filling up its stadium at a 106.16-percent clip, a number that was just 0.18-percent behind Oregon (106.34).
- K-State averaged 53,081 fans in 2014, a number that increased from the 2013 season (52,887).
- Each of the last seven home openers since **Bill Snyder's** return – dubbed the "K-State Family Reunion" – have been sellouts with an average of 51,655 fans in attendance.
- Eighteen of the largest 23 crowds in stadium history have come in the last two-plus years.
- The TCU game last week was the third-largest crowd in school history (53,671), while K-State currently ranks second nationally in percent capacity at 107.1 percent through six weeks.

DRAWING FIRST BLOOD

- Since 1990, K-State is 155-28 (.847) when scoring first.
- Last season, the Cats held a perfect 7-0 record when scoring the game's first points, while K-State had won 14-straight games when scoring first until last week's game at Oklahoma State.

- Dating back to the beginning of 2011, the Wildcats have gone 27-2 when scoring first with their lone blemishes being losses at Oklahoma State in 2013 and 2015.
- The 27-2 mark since 2011 is the sixth-best record among all FBS schools when scoring first and tops among all Big 12 schools.

HALFWAY HOME

- Since 1990, the Cats have protected a halftime lead in 175 of its 182 (.962) games when leading at the half.
- K-State had won 49-straight games when leading at the half, which was the longest active streak in the country, until dropping its last two games when leading at half.

CLEAN IT UP

- K-State led the Big 12 and ranked 16th nationally last year with only 39.3 penalty yards per game, while the Cats were second in the league with 4.38 penalties per game.
- The Cats committed three or fewer penalties six times last season, including zero against No. 5 Auburn.
- K-State has ranked first or second in the conference in fewest penalty yards per game each of the last five years. In addition to last season, the Wildcats led the league in 2013 (45.0) and 2011 (35.8), while they ranked second in 2012 (31.0) and 2010 (43.7).
- With a young team in 2015, penalties have been a little more frequent as the Cats have committed 33 through the first six games -- but had just three against TCU.

**OFFENSIVE NOTES
SCORING STREAK**

- K-State has tallied points in 234 consecutive games dating back to the 1996 season.
- The streak is the second longest in the Big 12, the ninth longest active streak and the 20th longest all-time.
- The scoring streak has endured 153 conference games, 85 true road games and 20 neutral-site contests.
- In addition, K-State has not been held scoreless in 156 consecutive home games dating back to 1991.

SCORING STREAK, PART II

- Kansas State has also scored two or more touchdowns in 56 straight games, which is the third-longest streak in Big 12 history and currently third among FBS schools.
- Oregon is at 86 straight games, while Baylor is at 67, which is the longest streak in Big 12 history.

RED ZONE ALERT

- Kansas State has been one of the best red zone teams over the past few years.
- K-State was successful on 56-of-62 red zone chances in 2014, including a streak of 12 straight to open the year.
- So far this season the Cats are 27-of-29 in red zone scores with 18 TDs, including a 10-for-11 mark on touchdowns in the last two weeks. Prior to the OSU game, the Cats only scored six touchdowns in 18 red zone chances.
- Since the 2011 season, the Wildcats have scored 240 times in 271 trips (.886) to the red zone. Of those 240 scores, 176 have been touchdowns.
- In their 41 wins over the last four-plus seasons, the Cats are 189-for-208 (.909) in red zone chances with 134 touchdowns, while four of their non-scoring trips have come via kneel downs to close out victories.

/// WILDCATS WHEN... ///

Overall	3-2
Big 12	0-2
Non-conference record	3-0
Home	2-1
Away	1-1
Neutral	0-0
Current streak	Lost 2
Current home streak	Lost 1
Current road streak	Lost 1
Last win	39-33 [3ot] vs. Louisiana Tech (9/19/15)
Last loss	52-45 vs. TCU (10/10/15)
Day game	2-1
Night game	1-1
TV game	3-2
ABC	0-0
ESPN	0-0
ESPNU	0-0
FOX	0-1
FOX Sports 1	1-1
FSN	1-0
K-StateHD.TV	1-0
September	3-0
October	0-2
November	0-0
December	0-0
vs. top-25 teams	0-2
vs. non-ranked teams	2-0
vs. FCS	1-0
On natural grass	0-0
On artificial surface	3-2
Scoring first	2-1
Coming-from-behind	1-0
Leading after 1st quarter	2-1
Behind after 1st quarter	1-1
Tied after 1st quarter	0-0
Leading at halftime	2-2
Behind at halftime	1-0
Tied at halftime	0-0
Leading after 3rd quarter	2-2
Behind after 3rd quarter	0-0
Tied after 3rd quarter	1-0
Overtime	1-0
Scoring 20 points or less	0-0
Scoring 20+ points	3-2
Scoring 30+ points	3-2
Allowing 21 points or less	2-0
Allowing 10 points or less	2-0
With 100-yard rusher	1-1
Allow 100-yard rusher	0-1
With 300-yard passer	0-0
Allow 300-yard passer	1-2
Outgain opponent	2-0
Total offense + 300 yards	3-2
Allow + 300 yards total offense	1-2
No turnovers	1-0
Less than three turnovers	3-2
Three or more turnovers	0-0
No takeaways	1-0
Three or more takeaways	0-0
Fewer turnovers gained	0-0
Equal turnovers gained	2-1
More turnovers gained	1-1
Control time of possession	2-2
Opponent controls time of possession	1-0
Possession time equal	0-0

/// SINCE 1990, K-STATE IS... ///

With a 100-yard rusher.....	118-25
With 200 yards rushing.....	109-9
With 350+ yards of total offense.....	155-47
When leading at the half.....	175-6
When scoring first.....	154-28
Opponents score 10 points or less.....	96-0
Opponents score 15 points or less.....	124-4
Opponents scores < 25 points.....	177-24-1
When scoring a defensive TD or safety.....	52-15
When scoring on special teams.....	53-16
When scoring on special teams and defense.....	19-1

/// K-STATE PLAYERS OF THE WEEK ///

South Dakota

Offense.....	Cody Whitehair
Defense.....	Travis Britz and Will Geary
Special Teams.....	Morgan Burns and Dominique Heath
Scout.....	Landon Root (O), Logan O'Dea (D), Alex Barnes (ST)

UTSA

Offense.....	Winston Dimel, Joe Hubener and Glenn Gronkowski
Defense.....	Will Davis and Travis Britz
Special Teams.....	Colborn Couchman
Scout.....	Logan Thompson (O), Chase Johnston (D), Kalin Heath (ST)

Louisiana Tech

Offense.....	Joe Hubener, Justin Silmon and Kody Cook
Defense.....	Elijah Lee and Jordan Willis
Special Teams.....	Jack Cantele and Stanton Weber
Scout.....	Alex Barnes (O), Darrell Reese (D), Logan Thompson (ST)

Oklahoma State

Offense.....	Kody Cook and Luke Hayes
Defense.....	Will Geary
Scout.....	Alex Barnes (O), Da'Marrion Smith (D), Chase Johnston (ST)

TCU

Offense.....	Offensive Line, Charles Jones, Winston Dimel
Special Teams.....	Jack Cantele
Scout.....	Adam Holtorf (O), Mitch Copeland and Logan O'Dea (D), Darrell Reese, Jr. (ST)

EXPERIENCED OFFENSIVE LINE

- Kansas State returned a large majority of its offensive line from last season as returning players accounted for 78.5-percent of the total starts in 2014.
- Three 13-game starters returned in left tackle **Cody Whitehair**, left guard **Boston Stiverson** and right tackle **Matt Kleinsorge** in addition to a 12-game starter at right guard in **Luke Hayes**.
- Although experience litters the line, K-State must replace a four-year all-conference center in **B.J. Finney** and has done so with redshirt freshman **Dalton Risner**.

HUBENER TAKES REINS

- Junior **Joe Hubener** has played a majority of the season at quarterback, including his first four career starts.
- He has shown the ability to both pass and run this season as he ranks third nationally in yards per completion at 15.9, which was buoyed by a 20.25 mark at UTSA, the highest average by a K-State QB with less than 14 completions since **Jonathan Beasley** in 1999 (23.92 vs. CU).
- Completing deep passes is nothing new to Hubener as he had completions of 74 and 64 yards last year, while he had a 72-yarder to **Charles Jones** at Oklahoma State.
- The pass to Jones was the longest to a running back since **Chris Claybon** had a 74-yarder at Colorado in 2000.
- Showing his versatility last week against No. 2 TCU, Hubener ran for 111 yards and 4 touchdowns, tying for third in school history in rushing scores. It was also the second-most nationally by a QB this season.

SILMON STARTS OFF STRONG

- Redshirt freshman running back **Justin Silmon** has started his career on a high note as he leads the team with 282 rushing yards, including a 119-yard effort against Louisiana Tech.
- The former walk-on from Tulsa, Oklahoma, ranks fourth in school history in rushing yards by a freshman, already passing the marks of **Darren Sproles** (210 in 2001) and **Daniel Sams** (235 in 2012) in just four games.
- At his current pace, Silmon will end the regular season with 677 rushing yards, which would break the school's freshman record.
- Silmon's 119 yards against Louisiana Tech were the fourth-most by freshman in school history, while it marked the first 100-yard game by a K-State running back since **John Hubert** ran for 220 yards at Kansas in the 2013 regular-season finale.
- Additionally, his 24 carries against the Bulldogs were the most by a Wildcat freshman since quarterback **Allen Evridge** had 30 carries against Nebraska in 2005 and the most by a freshman running back since at least 1987.

/// RUSHING YARDS BY A FRESHMAN ///

Player, Year	Yards
Leon Patton, 2006	609
Rossvelt Duncan, 1976	304
Parrish Fisher, 2005	289
Justin Silmon, 2015	282
Daniel Sams, 2012	235

COOK CAN DO IT ALL

- When senior wide receiver **Kody Cook** made his 15th career start at Oklahoma State two weeks ago, no one knew he would make a big impact at quarterback. He took over on the seventh play of the game and went on to complete 10-of-16 passes for 122 yards and two touchdowns to go

along with 21 rushes for 87 yards and one touchdown.

- Cook had eight catches for 148 yards and two touchdowns entering the game – including the eventual game-winner in the third overtime against Louisiana Tech.
- He became just the second in school history to throw multiple touchdown passes as well score a touchdown via a rush and a catch in the same season. **Steve Grogan** threw for six touchdowns, while also rushing for one and catching one in 1974.

HEATH PRODUCING EARLY

- Just like **Justin Silmon** at running back, wide receiver **Dominique Heath** is gaining on some of the best freshmen in school history after just three games.
- Heath ranks second on the team with 14 catches for 196 yards this year, just four catches and 36 yards away from entering the top five in school history in each category.
- By comparison, all-time leading receiver **Tyler Lockett** had totals of 18 receptions, 246 yards and three touchdowns during his freshman season of 2011. He did not crack the school's top five among freshmen in either catches of receiving yards.

/// RECEIVING YARDS BY A FRESHMAN ///

Player, Year	Yards
Aaron Lockett, 1998	928
Kevin Lockett, 1993	770
Jermaine Moreira, 2003	277
Frank Hernandez, 1988	260
Tramaine Thompson, 2010	258
Dominique Heath, 2015	222

HIGH PERCENTAGE FOR GRONK

- When junior fullback **Glenn Gronkowski** catches a pass, chances are it goes for a touchdown as he has scored five career touchdowns on just 12 receptions, good for a 41.7-percent touchdown rate.
- Gronkowski's touchdown percentage is the highest in school history among players with five or more touchdowns, over 10 percent better than the player in second place, **Gene Keady**, who scored five touchdowns on 16 career catches (31.3 percent).
- The 2014 First Team All-Big 12 performer has 306 yards on only 12 career catches, good for a 25.5-yard average.
- Among all players in school history with at least 12 receptions, Gronkowski holds the top average.

/// TOUCHDOWN CATCH PERCENTAGE* ///

Player, Years	TDs	Catches	Pct.
Glenn Gronkowski, 2013-15	5	12	41.7
Gene Keady, 1956-57	5	16	31.3
Brian Lojka, 1993-95	6	22	27.3
John Williams, 1986-87	5	20	25.0
Gavin Peries, 1997-98	6	27	22.2

* Among players with 5 or more TD catches

WHITEHAIR VETERAN LEADER

- Offensive lineman **Cody Whitehair** entered his senior campaign as a team leader with multiple accolades to boot.
- Whitehair, a captain for the 2015 season, is on the watch lists for the Outland and Lombardi trophies, while he was a Preseason All-Big 12 pick by the league's media.
- A product of Abilene, Kansas, Whitehair also earned Preseason All-America honors from *Athlon*, while *Lindy's* named him the eighth-best offensive tackle in the nation.
- Whitehair has started 43 of his 44 career games, including a current streak of 33-straight.

DEFENSIVE NOTES

NO BIG PLAYS

• Since 2012, K-State has yielded just 134 plays of 20 or more yards – the fourth-fewest among FBS teams. This season, the Wildcats have surrendered 22 20-plus yard plays from scrimmage, including seven this past week against TCU.

OFF THE BOARD

- K-State held its first two opponents to just three total points. The last time that occurred was back in 2002 following a 48-3 win over Western Kentucky to open the season and a 64-0 blanking of ULM the next week.
- The last time a Wildcat team held two straight opponents to less than three points was back in 1995 when the Cats recorded three straight shutouts, while the last time it happened in the first two games of a season was back in 1936.
- In fact, no FBS team had shut out three straight opponents since that 1995 stretch until Michigan did so this past weekend.

SHUTOUT VICTORY

- K-State's shutout win over South Dakota in the season opener was the third for the Wildcats since **Bill Snyder** returned to the sidelines in 2009 and also was the first shutout in a season opener since 1999.
- It also marked the 22nd blanking of an opponent for a Snyder-coached team during his tenure, which includes three-straight shutouts in 1995.

TOUGH AGAINST THE RUN

- Dating back to 2011, K-State has yielded 130 rushing yards per game (over 57 games), which includes an average of 140.3 yards in 2014 and 105.2 so far in 2015.
- The Wildcats ranked 33rd nationally in rushing defense in 2014, while they are 18th so far this year.
- Since 2011, K-State has held 23 of its 57 opponents to under 100 yards, including four foes in 2014 and three opponents – South Dakota (61), UTSA (37) and Oklahoma State (49) – so far in 2015.
- Through four games, the Cats had given up only 284 total yards on the ground, which is the fewest amount given up over the first four games of a season since 2003 when the Cats yielded 250 over that same stretch.
- TCU ran for 242 yards last week on 23 attempts, but just 87 yards on 21 carries when taking out touchdown runs of 86 and 69 yards.

PICK ME

- Over the last 35 contests K-State has recorded multiple interceptions in a game, the Wildcats hold a 29-6 record.
- The Wildcats are 9-1 over the last two seasons when recording two or more picks, including a 5-0 mark in 2014 (TTU, OU, OSU, WVU, KU) and 0-1 so far this year (TCU).
- Kansas State has notched at least one interception in 16 of the last 23 games.
- The Wildcats' top interception man entering 2015 was **Dante Barnett** with seven in his career as he needs three more to enter the school's career top-10 list. **Morgan Burns** recorded three, including two against Texas Tech, in his first year as a starting cornerback.

LEE LEADING DEFENSE

- A defensive end in high school, linebacker **Elijah Lee** has been learning on the job and has impressed through five starts as he is tied for the team lead in tackles with 30.
- Lee, who set a career high with 12 tackles against Louisiana Tech – including 10 solo stops – has also made an impact in pass defense as he recorded two interceptions against TCU.
- He became the first K-State linebacker with two picks in a game since **Bryan Hickman** against Oklahoma State in 2002. Additionally, his two interceptions against the Horned Frogs are tied for the most nationally among linebackers this year.

DAVIS HOLDS DOWN THE MIDDLE

- Perhaps one of the most underrated defenders on the team, **Will Davis** has 24 tackles this season – including a career-high nine at UTSA – but his pass coverage skills might be overlooked.
- Davis made timely pass breakups at UTSA when he batted down a 4th-and-Goal pass and against Louisiana Tech at the goal line on third down. He then recorded his first-career interception last week at Oklahoma State in the fourth quarter to halt a potential Cowboy scoring drive at the K-State 11-yard line.

D-TACKLES MAKING TACKLES

- Defensive tackle is a position most believe takes up blockers to let the linebackers make tackles, but K-State's duo of **Will Geary** and **Travis Britz** are doing both as they have combined to average 6.8 tackles per game.
- That average is tied for the most among Big 12 starting tackles in 4-3 defenses. Chris Bradley and Aaron Curry of TCU also hold a combined 6.8-tackle average.
- Britz, a 2014 Honorable Mention All-Big 12 pick, is a career 27-game starter who was on pace to set career highs in tackles for loss and sacks last season before missing the final three games.
- Geary is a former walk-on who started five games as a redshirt freshman in 2014 and the first five games this year. He led all K-State defensive tackles last year with 30 stops, while he is on pace for 45 this year, which would be the most by a Wildcat defensive tackle since **Jermaine Berry** in 2004 (55).

JACKSON: UTILITY MAN

- Not to be forced into a specific spot in the defensive backfield, **Nate Jackson** has been able to help the secondary with his versatility as he has started each of the last six games at three different positions.
- Jackson started the 2015 Alamo Bowl against UCLA at free safety, the 2015 season opener against South Dakota at cornerback and the last four games at strong safety.
- Over those six games, Jackson has totaled 26 tackles (4.3 per game) and four pass breakups.

/// NATIONAL RANKINGS ///

Associated Press Top 25 (Week 7)

1. Ohio State (27)	6-0	1411
2. Baylor (13)	5-0	1390
3. TCU (3)	6-0	1354
4. Utah (16)	5-0	1350
5. Clemson (1)	5-0	1260
6. LSU	5-0	1231
7. Michigan State	6-0	1139
8. Florida	6-0	1075
9. Texas A&M (1)	5-0	1046
10. Alabama	5-1	1034
11. Florida State	5-0	937
12. Michigan	5-1	894
13. Ole Miss	5-1	803
14. Notre Dame	5-1	766
15. Stanford	4-1	662
16. Oklahoma State	6-0	614
17. Iowa	6-0	520
18. UCLA	4-1	487
19. Oklahoma	4-1	342
20. Northwestern	5-1	317
21. Boise State	5-1	260
22. Toledo	5-0	237
23. California	5-1	204
24. Houston	5-0	121
25. Duke	5-1	114

OTHER BIG 12 RECEIVING VOTES:

Texas Tech 10.

USA Today Sports Coaches' Poll (Week 7)

1. Ohio State (47)	6-0	1547
2. Baylor (8)	5-0	1463
3. TCU (5)	6-0	1441
4. Michigan State (1)	6-0	1358
5. LSU (1)	5-0	1288
6. Clemson	5-0	1245
7. Utah (1)	5-0	1239
8. Florida State	5-0	1080
9. Alabama	5-1	1052
10. Texas A&M	5-0	1028
11. Florida	6-0	1001
12. Ole Miss	5-1	837
13. Notre Dame	5-1	786
14. Michigan	5-1	760
15. Oklahoma State	6-0	689
16. Stanford	4-1	677
17. Iowa	6-0	525
18. UCLA	4-1	466
19. Oklahoma	4-1	432
20. Boise State	5-1	321
21. Northwestern	5-1	242
22. Memphis	5-0	185
23. California	5-1	174
24. Duke	5-1	154
25. Toledo	5-0	149

OTHER BIG 12 RECEIVING VOTES:

Kansas State 11, Texas 4, Texas Tech 4, West Virginia 3.

THE LAST TIME KANSAS STATE WAS...

- Ranked:** 2014 Postseason (18th, AP; 18th, Coaches)
- Not Ranked but Received Votes in AP Poll:** 10/4/2015
- Not Ranked but Received Votes in Coaches' Poll:** 10/11/2015

/// WILDCATS IN THE NFL ///

Kansas State has 12 of its former players on NFL rosters as teams have comprised active rosters to 53 players in addition to those on injured reserve and a 10-man practice squad. Of the 12 players, seven are on offense and five are on defense. The longest-tenured former Wildcats include **Terence Newman** (13th year; Minnesota), **Darren Sproles** (11th year; Philadelphia) and **Jordy Nelson** (7th year; Green Bay).



K-State currently has five players from last year's 9-4 Alamo Bowl squad on NFL rosters. **Tyler Lockett**, Kansas State's all-time leader in receptions, yards and touchdowns, was drafted in the third round of the 2015 NFL Draft by Seattle, extended K-State's Big 12-leading streak with at least one player selected in the NFL Draft to 22 straight years. Defensive back **Randall Evans** was selected in the sixth round by Philadelphia and is currently on the Eagles' practice squad. Undrafted rookie free agents **B.J. Finney** (Pittsburgh), **Dakorey Johnson** (Dallas) and **Ryan Mueller** (San Diego) are also on practice squads.

Name	Team	Pos.	Exp.
Arthur Brown	Baltimore	LB	3rd
Randall Evans*	Philadelphia	CB	R
B.J. Finney*	Pittsburgh	OL	R
Dakorey Johnson*	Dallas	LB	R
Emmanuel Lamur	Cincinnati	LB	4th
Tyler Lockett	Seattle	WR	R
Cornelius Lucas	Detroit	OT	2nd
Ryan Mueller*	San Diego	DE	R
Jordy Nelson ^	Green Bay	WR	8th
Terence Newman	Minnesota	CB	13th
Darren Sproles	Philadelphia	RB	11th
Justin Tuggle	Houston	LB	3rd

* Practice Squad
^ Injured Reserve



The nation's No. 1 digital institutional network since its inception in 2011, K-StateHD.TV is an exclusive high-definition online network providing K-State a world-wide connection for athletic and academic endeavors.

Combined with more than 650 free videos, premium subscribers get nearly 1,000 videos a year, including over 125 live athletic events. Other premium features include pregame shows, weekly and postgame press conferences, and on-demand viewing of every football game and all home men's basketball, women's basketball, volleyball, and baseball games.

To learn more about K-StateHD.TV, or to subscribe to the service, visit www.k-statehd.tv.

K-State has had one football game each of the last four years shown exclusively on the platform, while the Wildcats' home opener against South Dakota was shown on KStateHD.TV. And, prior to every home game, K-State Gameday gets you reach for the action as **Brian Smoller** is joined by former K-State greats, such as **Ian Campbell** and **Nick Leckey** beginning one hour prior to kickoff.

SPECIAL TEAMS NOTES
CATS TOPS IN NON-OFFENSIVE TOUCHDOWNS

- The Wildcats are the nation's best in non-offensive touchdowns over the last 15-plus seasons as they have 97 since 1999.
- Since 1990, K-State is 53-16 when scoring on special teams and 19-1 when scoring on special teams and defense, including a 17-0 mark under **Bill Snyder**.
- **Tyler Lockett** had a 58-yard punt return for a score against UTEP last season, which was the first non-offensive score for the Cats in 2014 and also Lockett's first career punt return score.
- **Danzei McDaniel** added a pick-six at Oklahoma for the Cats' second non-offensive score of the year, while **Morgan Burns** returned a kickoff 86 yards vs. Oklahoma State and opened the 2015 season with a 100-yard kick return.

/// NON-OFFENSIVE TDs SINCE 1999 ///

School	Non-Offensive TDs
K-State	97
Texas	91
Virginia Tech	90
Miami	81

Of the 97 non-offensive TDs since 1999, 35 have been punt returns, 32 interception returns, 21 kickoff returns, 7 fumble returns and 2 missed/blocked field goal returns.

KICK RETURN STREAK

- Kansas State has returned a kickoff for a touchdown in each of the last 11 seasons, which is the longest streak in the nation, following **Morgan Burns'** 100-yard return in the season opener.
- Auburn is second on the list by doing so six-straight seasons, while Northern Illinois and Florida are tied for third with five apiece.
- Burns kept the streak alive last year with an 86-yard return score against Oklahoma State.
- Since head coach **Bill Snyder's** return in 2009, K-State has returned 13 kickoffs for touchdowns as opposed to only four in his first tenure, which lasted 17 years.

BIG SHOES TO FILL

- Senior **Morgan Burns** had to replace a consensus All-American in **Tyler Lockett**, but he made quick work by returning the season-opening kickoff 100 yards for a touchdown.
- It was believed to be the first time K-State returned the first kickoff of the season for a touchdown and the first to start any game since **Justin McKinney** went 88 yards against Florida Atlantic in 2006.
- Burns, who returned a kickoff 86 yards for a touchdown last year against Oklahoma State, is now tied for third in school history in kickoff-return touchdowns with two, while it was the fifth 100-yard return in school history.
- With a 28.3-yard average over 26 career returns, Burns ranks fourth in school history in kickoff-return average.

HANDING OFF THE BATON

- K-State not only lost the services of one of the best receivers and kickoff returners in the country in **Tyler Lockett**, but the Wildcats also lost the nation's leading punt-return man with a 19.1-yard average and a pair of touchdowns.
- First in line to try to replicate Lockett's 2014 season is redshirt freshman **Dominique Heath**, who dazzled in the 2015 spring game to the tune of 350 total return yards.
- His work in the spring game brought him national attention as he was named a Preseason All-Big 12 returner by Phil Steele.

BLOCK PARTY

- K-State has ranked in the top 20 nationally in blocked kicks three of the last four seasons, including the 2013 campaign when the Wildcats led the nation with five.
- Since head coach **Bill Snyder's** return in 2009, the Wildcats have averaged 3.3 blocked kicks per year (not counting 2015), recording at least three blocks in five of those six seasons.
- **Jordan Willis** blocked an Oklahoma State extra point last week, while **Travis Britz** has five blocked kicks – including a national-leading four in 2013 – over the last two seasons to tie the school's career record. He is tied with **Raphael Guidry**, who had five in 2011 alone.
- Britz's lone blocked kick last year was a big one when he got his hands on a fourth-quarter PAT at No. 11 Oklahoma, which helped K-State earn a 31-30 victory.

KICKERS READY WHEN NEEDED

- Over the last 15 games, Kansas State has been fortunate to have a pair of dependable place kickers in **Jack Cantele** and **Matthew McCrane**, who are the only set of active teammates in the nation to have 20 or more career field goals.
- McCrane took over for Cantele during the fourth game of the 2014 season and went on to make 18-of-19 (.947) field goals to lead the nation in field goal percentage.
- McCrane went down with an injury at UTSA, so enter Cantele, who has been true 8-of-9 field goals, including four big kicks against Louisiana Tech en route to Big 12 Special Teams Player of the Week and Lou Groza Award Star of the week honors.
- Cantele's field goals came from distances of 33, 38, 20 and 44 yards, the latter coming in a "must-make" situation to send the game to a third overtime where the Wildcats eventually won.
- Cantele ranks 10th in school history with 24 career field goals, four ahead of McCrane. McCrane holds the school's top career field-goal percentage mark at 95.2, but Cantele is four at 77.4.

2014 RECAP

14/14 K-STATE	7	14	10	0	-	31
11/11 OKLAHOMA	7	10	7	6	-	30

Oct. 18 | Oklahoma Memorial Stadium | Norman, Okla. | 11:01 a.m. | Att: 85,019



DANZEL MCDANIEL

TEAM STATISTICS

	K-STATE	OU
FIRST DOWNS	17	30
Rushing	9	14
Passing	8	15
Penalty	0	1
NET YARDS RUSHING	160	198
Rushing Attempts	32	42
Average Per Rush	5.0	4.7
Rushing Touchdowns	1	1
Yards Gained Rushing	193	205
Yards Lost Rushing	33	7
NET YARDS PASSING	225	335
Completions-Attempts-Int	15-23-0	28-36-2
Average Per Attempt	9.8	9.3
Average Per Completion	15.0	12.0
Passing Touchdowns	2	3
TOTAL OFFENSE YARDS	385	533
Total offense plays	55	78
Average Gain Per Play	7.0	6.8
Fumbles: Number-Lost	0-0	0-0
Penalties: Number-Yards	2-20	3-19
PUNTS-YARDS	5-194	2-56
Average Yards Per Punt	38.8	28.0
Net Yards Per Punt	38.8	28.0
Inside 20	2	0
50+ Yards	1	0
Touchbacks	0	0
Fair catch	3	1
KICKOFFS-YARDS	6-294	6-400
Average Yards Per Kickoff	49.0	66.7
Net Yards Per Kickoff	34.5	43.3
Touchbacks	1	5
Punt ret: Number-Yards-TD	0-0-0	0-0-0
Average Per Return	0.0	0.0
Kickoff ret: Number-Yds-TD	1-15-0	4-62-0
Average Per Return	15.0	15.5
Interceptions: Number-Yds-TD	2-5-1	0-0-0
Fumble Returns: Number-Yds-TD	0-0-0	0-0-0
Possession Time	27:42	32:18
1st Quarter	5:09	9:51
2nd Quarter	8:41	6:19
3rd Quarter	8:56	6:04
4th Quarter	4:56	10:04
Third-Down Conversions	5 of 11	7 of 11
Fourth-Down Conversions	0 of 0	0 of 0
Red-Zone Scores-Chances	3-3	3-6
Touchdowns	2-3	3-6
Field goals	1-3	0-6
Sacks By: Number-Yards	0-0	3-23
PAT Kicks	4-4	3-4
Field Goals	1-1	1-3

Game Notes

• With the win, K-State has won two of the last three meetings against OU, including two-straight in Norman... It is the first time the Wildcats have won two-straight games at Oklahoma since 1994 and 1997... K-State has started 3-0 in conference play for the third time in the last four seasons and the fifth overall under head coach **Bill Snyder**.

• **Jake Waters** moved into K-State's career top-10 list for completions and total offense... He passed **Jonathan Beasley** (1996-97, 99-2000) for 10th place in school history in career completions, a mark that now stands at 267... He passed **Darrell Dickey** (1979-82) for 10th place in school history in career passing yards, a mark that now stands at 4,583.

• **Glenn Gronkowski** hauled in a 62-yard TD reception... Of his four career scores, three have gone for 50 or more yards.

• **Danzel McDaniel** came up with his first-career interception and scored on a 5-yard touchdown return to put K-State ahead, 14-7, in the second quarter... It was K-State's first pick-six of the season, while it was K-State's nation-leading 93rd non-offensive touchdown since 1999.

• **Jonathan Truman** had a career-high 17 tackles, the most by a Wildcat since **Josh Buhl** had 18 vs. Marshall in 2003.

NO. 14 K-STATE HOLDS OFF NO. 11 OKLAHOMA

NORMAN, Okla. -- Despite being out-gained by nearly 150 total yards, No. 14 Kansas State took advantage of several mistakes by No. 11 Oklahoma to pull off a 31-30 victory before 85,019 at Memorial Stadium. The win gave the Wildcats' back-to-back wins in Norman for the first time since 1994 and 1997.

The Sooners threw two interceptions, including one returned five yards for a touchdown by defensive back **Danzel McDaniel** in the first quarter, and place kicker **Michael Hunnicutt** missed two field goals, including a 19-yard attempt with just 3:53 remaining, and had an extra point blocked by junior defensive lineman **Travis Britz**. The block, the fifth of Britz's career to tie him with **Raphael Guidry** (2011) for the most in school history, proved to be the difference.

On the other hand, the Wildcats did not turn the ball over and converted on all three scoring chances in the red zone. The team also made its lone field goal -- a 27-yard attempt by **Matthew McCrane** in the third quarter -- and knocked through all four extra point attempts. The squad had just two penalties for 20 yards.

K-State is now 3-0 in Big 12 play for the third time in four seasons and the fifth time overall under head coach **Bill Snyder**, while Oklahoma (5-2, 2-2 Big 12) lost for the second time in three games and the first time at home this season. It marked just the sixth defeat in 95 home games under head coach **Bob Stoops**. The Sooners are now 14-2 at home under Stoops versus ranked Big 12 foes with both losses coming to the Wildcats (2012 and 2014).

The Wildcats were once again led by a gritty effort by senior quarterback **Jake Waters**, who accounted for all three offensive touchdowns (two passing and one rushing). He finished the day with 225 yards through the air on 15-of-23 attempts with two scores, while he added 51 yards and a touchdown on the ground. He moved into the record book in two categories, as he is now 10th in both total yards (4,583) and completions (267) in school history.

Waters' 15 completions went to just three receivers, as seniors **Tyler Lockett** and **Curry Sexton** each had tremendous days, while sophomore fullback **Glenn Gronkowski** took advantage of his one reception rumbling 62 yards for the Wildcats' first score in the first quarter. Sexton led all wide outs with eight catches for 77 yards, while Lockett added six receptions for a team-high 86 yards. On the ground, running backs **DeMarcus Robinson** and **Charles Jones** complemented Waters' effort with a combined 112 yards rushing with Robinson averaging 8.2 yards on eight carries.

Defensively, K-State was led by senior linebacker **Jonathan Truman**'s career-best 17 tackles. It was the most tackles by a Wildcat since **Josh Buhl** had 18 against Marshall in 2003. McDaniel and fellow defensive back **Morgan Burns** each recorded interceptions with McDaniel returning his pick five yards for a touchdown. It marked the 93rd non-offensive touchdown by K-State since 1999, which leads the nation.

Oklahoma out-gained K-State, 533-385, including 335 through the air. Quarterback **Trevor Knight** completed 26-of-32 attempts for 318 yards passing and three touchdowns, while receiver **Sterling Shepard** had 15 catches for 197 yards with a score. Running back **Samaje Perine** paced the Sooner ground attack with 89 yards and a touchdown.

SCORING SUMMARY

Team	Qtr/Time	Scoring Play	Conversion	Plays-Yds-TOP	Score
OU	1st/4:58	Perine 2 yd run	Hunnicut kick	12-79-6:00	0-7
KS	1st/4:01	Gronkowski 62 yd pass from Waters	McCrane kick	3-75-0:57	7-7
KS	2nd/14:04	McDaniel 5 yd interception return	McCrane kick		14-7
OU	2nd/13:36	Shepard 47 yd pass from Knight	Hunnicut kick	2-69-0:22	14-14
KS	2nd/9:33	Lockett 9 yd pass from Waters	McCrane kick	9-75-4:03	21-14
OU	2nd/4:24	Hunnicut 38 yd field goal		12-49-5:04	21-17
KS	3rd/11:48	McCrane 27 yd field goal		7-65-3:12	24-17
OU	3rd/9:32	Bell 4 yd pass from Knight	Hunnicut kick	7-64-2:16	24-24
KS	3rd/6:57	Waters 4 yd run	McCrane kick	5-75-2:35	31-24
OU	4th/10:35	Neal 9 yd pass from Knight	Hunnicut kick blkd	11-93-4:25	31-30

STATISTICAL LEADERS

► Kansas State

Rushing	Att	Yds	TD	Lg	Avg
Robinson	8	66	0	38	8.2
Waters	10	51	1	53	5.1
Jones	12	46	0	13	3.8

Passing	C-A-I	Yds	TD	Lg	Sack
Waters	15-23-0	225	2	62	3

Receiving	Rec	Yds	TD	Lg
Sexton	8	77	0	21
Lockett	6	86	1	38
Gronkowski	1	62	1	62

► Oklahoma

Rushing	Att	Yds	TD	Lg	Avg
Perine	24	89	1	17	3.7
Ross	8	75	0	42	9.4
Knight	6	17	0	6	2.8

Passing	C-A-I	Yds	TD	Lg	Sack
Knight	26-32-1	318	3	47	0
Thomas	2-2-0	17	0	9	0
Neal	0-1-1	0	0	0	0

Receiving	Rec	Yds	TD	Lg
Shepard	15	197	1	47
Neal	3	33	1	18
Bell	3	31	1	22
Quick	2	27	0	23
Perine	2	7	0	9
Bennett	1	19	0	19
Flowers	1	16	0	16

/// THE SNYDER FILE ///

Date of Birth:	October 7, 1939
Hometown:	St. Joseph, Mo.
Spouse:	Sharon
Children:	Sean, Ross, Shannon, Meredith, Whitney
Grandchildren:	Sydney, Katherine, Tate, Matthew, Alexis, Gavin, Kadin and Tilyn
Great Grandchildren:	D.J.

EDUCATION

Received B.A. from William Jewell in 1963
Received M.A. from Eastern New Mexico in 1965

PLAYING EXPERIENCE

Three-year letterwinner as a defensive back at William Jewell

COACHING EXPERIENCE

Year	Position	School
1964	Assistant Coach	Indio HS
1966	Graduate Assistant	USC
1967-68	Head Coach	Indio HS
1969-73	Head Coach	Santa Ana Foothill HS
1974-75	Off. Coordinator	Austin College
1976-78	Assistant Coach	North Texas
1979-88	Off. Coordinator	Iowa
1989-2005, 09-15	Head Coach	Kansas State

YEAR-BY-YEAR RECORD

Year	Overall	Big 8/12	Finish
1989	1-10-0	0-7-0	8th
1990	5-6-0	2-5-0	T6th
1991	7-4-0	4-3-0	4th
1992	5-6-0	2-5-0	T6th
1993	9-2-1	4-2-1	3rd
▶ Copper Bowl Champions			
1994	9-3-0	5-2-0	3rd
▶ Aloha Bowl			
1995	10-2-0	5-2-0	T2nd
▶ Holiday Bowl Champions			
1996	9-3-0	6-2-0	3rd-N
▶ Cotton Bowl			
1997	11-1-0	7-1-0	2nd-N
▶ Fiesta Bowl Champions			
1998	11-2-0	8-0-0	1st-N
▶ Big 12 North Champions			
▶ Alamo Bowl			
1999	11-1-0	7-1-0	T1st-N
▶ Holiday Bowl Champions			
2000	11-3-0	6-2-0	1st-N
▶ Big 12 North Champions			
▶ Cotton Bowl Champions			
2001	6-6-0	3-5-0	T4th-N
▶ Insight.com Bowl			
2002	11-2-0	6-2-0	2nd-N
▶ Holiday Bowl Champions			
2003	11-4-0	6-2-0	1st
▶ Big 12 North Champions			
▶ Big 12 Champions			
▶ Fiesta Bowl			
2004	4-7-0	2-6-0	T5th-N
2005	5-6-0	2-6-0	6th-N
2009	6-6-0	4-4-0	T2nd-N
2010	7-6-0	3-5-0	T3rd-N
▶ New Era Pinstripe Bowl			
2011	10-3-0	7-2-0	2nd
▶ AT&T Cotton Bowl			
2012	11-2-0	8-1-0	1st
▶ Big 12 Champions			
▶ Tostitos Fiesta Bowl			
2013	8-5-0	5-4-0	5th
▶ Buffalo Wild Wings Bowl Champions			
2014	9-4-0	7-2-0	
▶ Alamo Bowl			
2015	3-2-0	0-2-0	
TOTAL	190-96-1	109-73-1	



BILL SNYDER

Head Coach
24th Year - William Jewell '63

Precise. Intense. Tireless. Accomplished. Dedicated. Caring. Hall of Famer. Kansas State coach **Bill Snyder** is all of these and much more.

To understand the full picture of Snyder, it is necessary to acknowledge his values, sincerity and warmth, along with the concern he shows for the people around him – all qualities that solidify his reputation as an innovator and mentor in college athletics.

The architect of the “greatest turnaround in college football history” returned to the sidelines in 2009 with hopes of revitalizing a program that he once built, piece by piece, into a national force. And, after six seasons back in charge, he has done just that – and then some.

Over the past six years under Snyder, K-State has totaled 51 victories – an average of 8.5 wins per year – advanced to five-straight bowl games, won a conference championship in 2012 and finished third or better in the ultra-competitive Big 12 Conference in three of the last four seasons. Additionally, the Wildcats have more Big 12 wins since 2011 – 27 – than any other team in the conference.

Turning around a program not only once, but twice, is one of the biggest reasons why Snyder became just the fourth person all-time to be elected to the College Football Hall of Fame as an active coach. The man who said, “No,” to those who said it couldn’t be done in Manhattan, Kansas, will be enshrined in the hall in December 2015.

The latest chapter in the career of the legendary coach was in 2014, Snyder’s 23rd year at the helm of the program, which saw the Wildcats collect their 13th season with nine or more wins and top-20 finish in the Associated Press poll. The Cats reached the top 10 during the season with a 7-1 start. Led by Consensus All-American wide receiver **Tyler Lockett**, who became the school’s first four-time All-American and school record holder for career catches, receiving yards and receiving touchdowns, the Cats played for a Big 12 Championship in the final weekend of the season.

A total of 14 players earned All-Big 12 honors in 2014 while Lockett was named Big 12 Special Teams Player of the Year for the second straight season and four-year starter B.J. Finney was Big 12 Offensive Lineman of the Year. Finney joined Lockett by earning All-America honors at center, while redshirt freshman place kicker Matthew McCrane was an honorable mention All-American.

Act Two of the renowned career started in 2009 when the Wildcats went 6-6 prior to a 7-5 campaign in 2010 and a berth in the inaugural Pinstripe Bowl.

K-State’s climb back into the nation picture continued in 2011 as the Cats went 10-3, finished No. 8 in the BCS standings and earned their first Cotton Bowl invitation since 2001.

The bar was raised again in 2012 as Snyder led the Cats to their third conference championship in school history and first since 2003. Kansas State, which won its first 10 games of the season and finished the regular season at 11-1 with an 8-1 mark in Big 12 play, tied the school record for overall wins and conference victories while also ascending to No. 1 in the BCS rankings following its 10-0 start. Snyder went on to win the Bobby Dodd Coach of the Year Award as well as top Big 12 coach honors for the second straight season following the Cats’ memorable 2012 season that culminated with a berth in the Tostitos Fiesta Bowl.

Named the 32nd head football coach at K-State on Nov. 30, 1988, and again as the 34th on Nov. 24, 2008, Snyder has amassed a 190-96-1 (.664) record during his tenure with the Wildcats, including a 109-73-1 (.598) mark in Big 8/12 games. His 187 victories are more than four times the man in second place on K-State’s all-time coaching victories list.

Snyder led Kansas State to 11 straight bowl berths between the 1993 and 2003 seasons, making K-State one of only seven programs in the nation to appear in the postseason every year during that stretch. During that span, Snyder’s Wildcats won nearly 80 percent of their games, chalking up 109 victories – a staggering average of nearly 10 wins per season – and making K-State the nation’s second-winningest program over that period.

And Snyder continued to break new ground with the Wildcats. Kansas State’s 35-7 victory over top-ranked Oklahoma in the 2003 Big 12 Championship game lifted K-State to its first conference championship since Pappy Waldorf’s 1934 squad and secured the school’s first BCS bowl berth (Fiesta Bowl).

With an 11-4 record in 2003, K-State was the only team in the country to win 11 games in six of the previous seven years and just the second program in the history of college football to win 11 games six times in a seven-year stretch.

Snyder’s unprecedented success in 23 years at Kansas State has not gone unnoticed. He has been named the National Coach of the Year on five occasions (1991, 1994, 1998, 2011 and 2012). He has been a finalist for the prestigious Bear Bryant/FWAA National Coach of the Year Award in 1993, 1995, 2011 and 2012 before winning in 1998; a finalist for the Football News National Coach of the Year Award in 1995 and 1998; and a finalist for the AFCA National Coach of the Year Award in 1993 and 1998.

In 1993, he joined legendary Nebraska head coach Bob Devaney as the only head coaches in Big Eight history to be named Associated Press Big Eight Coach of the Year three times in a four-year period (1990, 1991 and 1993).

Since the inception of the Big 12 Conference, Snyder’s Wildcats truly have been a dominant force in the league, ranking in the top three in overall Big 12 wins. Kansas State also won more Big 12 road games than any team in the league during Snyder’s first tenure and advanced to the championship game three times.

Those facts alone demonstrate the continuing evolution of a power in the Big 12 and with it the recognition that Snyder is truly one of the finest coaches in college football today.

During his three-year hiatus, Snyder remained involved with the university and is currently a member of several halls of fame, while the long-time mentor is also involved in many organizations, and both of those lists are on page 56 of the 2014 K-State Football Media Guide.

Snyder, 74, received his B.A. from William Jewell in 1963. He earned his M.A. from Eastern New Mexico in 1965. As a player, he was a three-year letterwinner as a defensive back at William Jewell. Snyder and his wife, **Sharon**, have two sons (**Sean** and **Ross**) and three daughters (**Shannon**, **Meredith** and **Whitney**). They also have eight grandchildren, **Sydney**, **Katherine**, **Tate**, **Matthew**, **Alexis**, **Gavin**, **Kadin** and **Tilyn**, and one great-grandson, **D.J.**

SNYDER ALL-TIME AGAINST OPPONENTS

Akron.....	1-0-0	Louisiana-Monroe.....	2-0-0	Rice.....	2-0-0
Arizona State.....	1-1-0	Louisiana Tech.....	3-0-0	South Dakota.....	1-0-0
Arkansas.....	0-1-0	Marshall.....	1-1-0	Stephen F. Austin.....	1-0-0
Auburn.....	0-1-0	Massachusetts.....	3-0-0	Syracuse.....	1-2-0
Ball State.....	1-0-0	McNeese State.....	1-0-0	TCU.....	2-2-0
Baylor.....	5-4-0	Miami.....	2-0-0	Temple.....	3-0-0
Boston College.....	0-1-0	Michigan.....	1-0-0	Tennessee.....	1-0-0
Bowling Green.....	1-0-0	Minnesota.....	2-0-0	Tennessee Tech.....	1-0-0
BYU.....	0-1-0	Missouri.....	15-5-0	Texas.....	6-3-0
California.....	1-0-0	Missouri State.....	2-0-0	Texas A&M.....	4-5-0
Cincinnati.....	2-0-0	Montana.....	1-0-0	Texas Tech.....	7-4-0
Colorado.....	6-12-1	Nebraska.....	5-14-0	Troy.....	1-0-0
Colorado State.....	1-0-0	New Mexico.....	1-0-0	UCF.....	1-0-0
Eastern Illinois.....	1-0-0	New Mexico State.....	4-0-0	UCLA.....	1-2-0
Eastern Kentucky.....	1-0-0	North Dakota State.....	0-1-0	UNLV.....	2-0-0
Florida International.....	1-0-0	North Texas.....	5-0-0	USC.....	2-0-0
Fresno State.....	0-1-0	Northern Illinois.....	4-2-0	UTEP.....	2-0-0
Idaho State.....	1-0-0	Northern Iowa.....	0-1-0	UTSA.....	1-0-0
Indiana State.....	3-0-0	Ohio.....	1-0-0	Utah State.....	1-1-0
Iowa.....	1-0-0	Ohio State.....	0-1-0	Washington.....	1-1-0
Iowa State.....	19-4-0	Oklahoma.....	8-12-0	West Virginia.....	3-0-0
Kansas.....	19-4-0	Oklahoma State.....	11-6-0	Western Illinois.....	1-0-0
Kent State.....	1-0-0	Oregon.....	0-1-0	Western Kentucky.....	3-0-0
Louisiana.....	3-1-0	Purdue.....	0-1-0	Wyoming.....	1-0-0

ASSISTANT COACHES

K-State's 2015 coaching staff boasts a combined 243 years of college or pro coaching experience, 140 bowls and 33 years of head coaching experience. Former head coaches include co-offensive coordinators **Dana Dimel** (Wyoming, Houston) and **Del Miller** (Missouri State), along with defensive coordinator **Tom Hayes** (Kansas [interim]). In addition, the staff includes five graduates from K-State, which is tied for the most nationally among schools in Power 5 Conferences.



SEAN SNYDER

Associate Head Coach/Special Teams Coord.
21st Year - Kansas State '94

- Finalist for Special Teams Coordinator of the Year by FootballScoop.com each of the last three seasons.
- Led 2014 squad to top punt-return average (18.0) in Big 12 and 16th in NCAA.
- Has seen **Travis Britz** tie school record with five career blocked kicks.
- Tutored two-time Big 12 Special Teams Player of the Year **Tyler Lockett**.
- Lockett earned Consensus All-America honors as an all-purpose player.
- Was a Consensus All-American punter for K-State in 1992, averaging a school-record 44.7 yards per punt.



DANA DIMEL*

Co-Offensive Coordinator/RBs/TEs
18th Year - Kansas State '86

- Co-coordinated an offense in 2014 that led the nation in scoring efficiency (scoring drives/total drives).
- The Wildcats have led the Big 12 with 5.14 points per red zone possession over the last three years.
- Helped direct an offense that ranked in the top 25 in nine categories.
- Was the head coach at Wyoming (1997-99) and Houston (2000-02).
- Coached **Rob Gronkowski** at Arizona, who is now an All-Pro tight end for the New England Patriots.



TOM HAYES

Defensive Coordinator/Secondary
Fifth Year - Iowa '71

- Coached K-State secondary to 68 interceptions in last four seasons.
- Team had 15 INTs in 2014 to rank 23rd nationally, while the Cats have had at least one pick-six in each of last four seasons.
- The 2014 Wildcats ranked second in the Big 12 scoring defense and third in total and red zone defense.
- Has seven years of NFL coaching experience with Washington (1995-99) and New Orleans (2006-07).
- Was the interim head coach for the final three games of the 2001 season at Kansas.



DEL MILLER*

Co-Offensive Coordinator/Quarterbacks
19th Year - Central College '72

- Has coached some of the most prolific quarterbacks in school history, including **Chad May**, **Michael Bishop**, **Eil Roberson**, **Collin Klein** and **Jake Waters**.
- Tutored Waters to school records in single-season total offense and passing yards.
- Helped turn Klein into a balanced quarterback in 2012 when he won the Unitas Award and was a Heisman Trophy finalist.
- Coached with Bill Snyder for 10 years at Iowa and was part of Snyder's first staff at K-State.
- Was the head coach at Missouri State from 1995-98.



ANDRE COLEMAN

Wide Receivers
Third Year - Kansas State '11

- Tutored the first Wildcat duo to both eclipse 1,000 yards in **Tyler Lockett** and **Curry Sexton**.
- Lockett and Sexton were top receiving duo in the nation in 2014.
- Helped Lockett break school career records for catches, yards and touchdowns.
- Receiving corps broke school record for catches and yards in both 2013 and 2014.
- A 1993 All-American at K-State who had 3,443 career all-purpose yards.
- Played five years in the NFL, and became first former Wildcat to score a touchdown in the Super Bowl (XXIX).



MIKE COX*

Linebackers
Fourth Year - Idaho '89

- Has coached four All-Big 12 linebackers since 2012, including All-American **Arthur Brown**, who was selected in the second round of the 2013 NFL Draft.
- 2014 All-Big 12 pick was **Jonathan Truman** finished third in Big 12 in tackles.
- Truman's 128 tackles last year were most since 2003.
- Helped 2014 Wildcats rank second in Big 12 in scoring defense.
- Has two years of NFL experience with the St. Louis Rams (2007-08).
- An all-conference linebacker at Idaho who was inducted into the Idaho Athletic Hall of Fame in 2014.



CHARLIE DICKEY

Offensive Line
Seventh Year - Arizona '87

- Has coached 16 All-Big 12 offensive linemen at K-State since 2009.
- Tutored the first OL in school history to earn four all-conference honors in **B.J. Finney**, who earned 2014 Big 12 Offensive Lineman of the Year honors.
- His line paved the way for 30 rushing TDs, the 10th most in school history.
- Tutored four of five starters to All-Big 12 honors in 2013.
- Came to K-State following his fourth year at Utah, helping Utes go 13-0 with a Sugar Bowl win over Alabama.
- Played at Arizona from 1983-84, compiling a streak of 1,230 consecutive offensive plays.



MO LATIMORE

Interior Defensive Line
32nd Year - Kansas State '76

- Longest-tenured coach in Big 12 as 2015 is his 32nd year at K-State.
- Second-longest tenured assistant coach in the nation.
- Has coached an All-Big 12 defensive tackle each of the last four seasons.
- Has helped coach a top-five national defense seven times (1995, 1997-2002).
- Began coaching career as a G.A. at K-State in 1976 and was on staff for school's first bowl season (1982).
- All-American offensive lineman for K-State from 1970-71 who played four years in the CFL.



BLAKE SEILER

Defensive Ends
Seventh Year - Kansas State '07

- A four-year staff assistant who earned his first full-time assistant coaching role in 2013.
- Tutored **Ryan Mueller** to 2013 Big 12 Defensive Lineman of the Year honors.
- Mueller had school-record tying 11.5 sacks in 2013 and also earned All-Big 12 honors in 2014.
- Three-year letterwinner at K-State, who was a captain for the 2006 season.
- Spent 2 years as a structural engineer at Cessna Aircraft Company after graduating.



ZACH HANSON*

Offensive GA
Third Year - K-State '10



BEN KALL*

Defensive GA
Third Year - K-State '13



COLLIN KLEIN

Offensive GA
Second Year - K-State '11



ROSS METHENY*

Defensive GA
First Year - Virginia '12

* Denotes in the press box on gameday

ALPHABETICAL

NO	NAME	POS
21	Kendall Adams	DB
75	A.J. Allen	OL
54	Evan Applegate	OL
70	Will Ash	OL
9	Jonathan Banks	QB
34	Alex Barnes	RB
22	Dante Barnett	DB
18	Brogan Barry	DB
64	Aaron Bennett	OL
69	Reed Bergstrom	OL
76	Ajahne Brager	OL
95	Travis Britz	DT
45	Marquel Bryant	DE
33	Morgan Burns	DB
6	Deante Burton	WR
3	Jack Cantele	PK
93	Davis Clark	DE
46	Dalton Converse	LS
19	Kody Cook	WR
91	Mitch Copeland	DT
47	Myles Copeland	LB
57	Colborn Couchman	LB
72	Evan Curl	OL
18	Zach Davidson	QB
2	Andre Davis	WR
35	Will Davis	LB
5	Alex Delton	QB
38	Winston Dimel	FB
99	Trey Dishon	DT
6	Johnathan Durham	DB
30	Bryce English	DT
16	Jesse Ertz	QB
78	Bryce Fitzner	OL
74	Scott Frantz	OL
89	Blaise Gammon	TE
60	Will Geary	DT
82	Denzel Goolsby	WR
48	Glenn Gronkowski	FB
28	Nate Guidry, Jr.	DB
14	Hunter Hall	QB
38	Dalton Harman	LS
86	Dan Harris, Jr.	WR
68	Luke Hayes	OL
4	Dominique Heath	WR
21	Kalin Heath	RB
84	Zach Heiman	TE
31	Taylor Hilgers	WR
79	Adam Holtorf	OL
97	Demonte Hood	DT
8	Joe Hubener	QB
32	Justin Hughes	LB
53	Clayton Jackson	LS
24	Nate Jackson	DB
20	Da'Marrion Jackson-Smith	DB
56	Terrale Johnson	OL
55	Chase Johnston	LB
24	Charles Jones	RB
39	Austin Katsorelos	FB
59	Jayd Kirby	LB
81	Kyle Klein	WR
65	Matt Kleinsorge	OL

NO	NAME	POS	HT	WT	YR-EX	HOMETOWN (LAST SCHOOL)
2	Andre Davis	WR	6-0	203	Sr.-1L	Baltimore, Md. (Santa Rosa JC)
3 #	Jack Cantele	PK	6-0	175	Sr.-2L	Wichita, Kan. (Kapaun Mt. Carmel)
3 #	Elijah Sullivan	LB	6-0	209	Fr.-HS	Tucker, Ga. (Tucker)
3 #	Dalvin Warmack	RB	5-8	187	Fr.-RS	Blue Springs, Mo. (Blue Springs)
4 #	Dominique Heath	WR	5-9	175	Fr.-RS	Huntersville, N.C. (Hopewell)
4 #	Kaleb Prewett	DB	6-1	204	So.-1L	Blue Springs, Mo. (Blue Springs)
5 #	Alex Delton	QB	6-0	201	Fr.-HS	Hays, Kan. (Hays)
5 #	Jesse Mack	DB	6-0	180	Jr.-SQ	Spartanburg, S.C. (Highland CC)
6 #	Deante Burton	WR	6-2	205	Jr.-2L	Manhattan, Kan. (Manhattan)
6 #	Johnathan Durham	DB	6-0	180	Fr.-HS	Aledo, Texas (Aledo)
7 #	Danzel McDaniel	DB	6-1	205	Sr.-1L	Dolton, Ill. (Dodge City CC)
7 #	Isaiah Zuber	WR	6-0	180	Fr.-HS	Stone Mountain, Ga. (Stephenson)
8 #	Joe Hubener	QB	6-5	211	Jr.-1L	Cheney, Kan. (Cheney)
8 #	Duke Shelley	DB	5-9	160	Fr.-HS	Tucker, Ga. (Tucker)
8 #	Dillon Wilson	PK	5-11	184	Sr.-SQ	Midlothian, Texas (Midlothian)
9 #	Jonathan Banks	QB	6-2	205	So.-TR	Houston, Texas (Contra Costa College)
9 #	Elijah Lee	LB	6-3	218	So.-1L	Blue Springs, Mo. (Blue Springs)
9 #	Mitch Lochbihler	P	6-7	240	So.-SQ	Charlotte, N.C. (Charlotte Catholic)
10 #	Lucas Munds	WR	6-3	195	Jr.-SQ	Hutchinson, Kan. (Hutchinson)
10 #	Donnie Starks	DB	6-0	180	Jr.-1L	Crosby, Texas (Crosby)
12	Stanton Weber	WR	6-1	194	Sr.-3L	Overland Park, Kan. (Bishop Miege)
13 #	Ryan Mack	DB	5-9	175	So.-SQ	Buford, Ga. (Buford)
13 #	Steven West	WR	6-1	200	Jr.-1L	Keller, Texas (Fossil Ridge)
14 #	Hunter Hall	QB	6-3	222	Fr.-HS	Clearwater, Kan. (Clearwater)
14 #	Nick Walsh	P	5-11	212	So.-1L	Lyndon, Kan. (Lyndon)
15 #	Colby Moore	DB	6-1	197	Fr.-RS	Argyle, Texas (Liberty Christian)
15 #	Zach Reuter	WR	6-3	190	Fr.-HS	Columbia, Mo. (Rock Bridge)
16 #	Jesse Ertz	QB	6-3	205	So.-1L	Burlington, Iowa (Mediapolis)
16 #	Matthew McCrane	PK	5-10	165	So.-1L	Brownwood, Texas (Brownwood)
17 #	Aulelio Olomua	DE	6-5	245	Jr.-TR	Mesa, Ariz. (Mesa CC)
17 #	Landon Root	QB	6-2	206	Fr.-TR	Wichita, Kan. (Northern Illinois)
18 #	Brogan Barry	DB	6-2	195	So.-SQ	Topeka, Kan. (Hayden)
18 #	Zach Davidson	QB	6-3	222	Fr.-RS	Harrisonville, Mo. (Harrisonville)
19	Kody Cook	WR	6-1	200	Sr.-1L	Louisburg, Kan. (Hutchinson CC)
20	Da'Marrion Jackson-Smith	DB	5-11	178	Fr.-HS	Miami, Fla. (Monsignor Pace)
21 #	Kendall Adams	DB	6-1	213	Fr.-RS	Fort Worth, Texas (All Saints Episcopal)
21 #	Kalin Heath	RB	6-2	180	Fr.-HS	Cartersville, Ga. (Cartersville)
22 #	Dante Barnett	DB	6-1	193	Sr.-3L	Tulsa, Okla. (Booker T. Washington)
22 #	Nick McLellan	PK	6-2	162	Fr.-HS	West Des Moines, Iowa (Dowling Catholic)
23 #	Cre Moore	DB	6-0	175	So.-1L	Broken Arrow, Okla. (Broken Arrow)
23 #	Collin Sexton	WR	5-11	184	Jr.-1L	Abilene, Kan. (Abilene)
24 #	Nate Jackson	DB	5-11	185	Sr.-1L	Daly City, Calif. (College of San Mateo)
24 #	Charles Jones	RB	5-10	206	Jr.-1L	Mandeville, La. (Mandeville)
25 #	Darrell Reese, Jr.	DB	5-10	177	Fr.-HS	Frisco, Texas (Frisco Liberty)
25 #	Terrance Richards	RB	5-10	200	Fr.-HS	Rochester, N.Y. (Aquinas Institute)
26	Cameron Morgan	DB	5-10	194	Jr.-SQ	Omaha, Neb. (Westside)
27	Tanner Langvardt	WR	6-2	204	Fr.-RS	Council Grove, Kan. (Council Grove)
28 #	Nate Guidry, Jr.	DB	6-0	189	So.-SQ	Fort Worth, Texas (Arlington Heights)
28 #	Jarvis Leverett, Jr.	RB	5-11	211	Jr.-1L	Katy, Texas (Cypress Lakes)
29	Sean Newlan	DB	6-2	204	So.-1L	Prairie View, Kan. (Phillipsburg HS)
30	Bryce English	DT	5-11	332	Fr.-HS	DeSoto, Texas (DeSoto)
31	Taylor Hilgers	WR	5-10	177	So.-SQ	Manhattan, Kan. (Manhattan)
32 #	Justin Hughes	LB	6-1	210	Fr.-HS	Tucker, Ga. (Tucker)
32 #	Justin Silmon	RB	5-10	191	Fr.-RS	Tulsa, Okla. (Union)
33	Morgan Burns	DB	5-11	201	Sr.-3L	Wichita, Kan. (Trinity Academy)
34 #	Alex Barnes	RB	6-1	226	Fr.-HS	Pittsburg, Kan. (Pittsburg)
34 #	Tanner Wood	DE	6-5	263	So.-1L	Conway Springs, Kan. (Conway Springs)
35	Will Davis	LB	6-0	224	Jr.-2L	Southlake, Texas (Carroll)
36	Logan Thompson	LB	6-3	234	So.-SQ	Sedwick, Kan. (Sedwick)
37	Tyler White	LB	6-1	217	Fr.-RS	Lawrenceville, Ga. (Central Gwinnett)
38 #	Winston Dimel	FB	6-1	235	Fr.-RS	Manhattan, Kan. (Manhattan)
38 #	Dalton Harman	LS	6-2	238	Fr.-RS	Salina, Kan. (Salina South)

NO	NAME	POS	HT	WT	YR-EX	HOMETOWN (LAST SCHOOL)
39	Austin Katsorelos	FB	6-1	229	Jr.-SQ	Leawood, Kan. (Blue Valley)
40	Ian Patterson	PK	6-0	211	Jr.-2L	Columbia, Mo. (Rock Bridge)
41	Sam Sizelove	LB	6-3	217	Fr.-RS	Argyle, Texas (Argyle)
42	Kade True	LB	6-3	223	So.-SQ	Salina, Kan. (Salina Central)
43	Drew Scott	LS	6-2	212	So.-SQ	Cedar Rapids, Iowa (Xavier)
45	Marquel Bryant	DE	6-3	254	Sr.-3L	Dallas, Texas (Skyline)
46	Dalton Converse	LS	5-11	215	Sr.-2L	Clay Center, Kan. (Clay Center)
47	Myles Copeland	LB	6-1	217	Jr.-SQ	Wichita, Kan. (Collegiate)
48	Glenn Gronkowski	FB	6-3	234	Jr.-2L	Amherst, N.Y. (Williamsville North)
49	Hunter Knoblauch	DB	5-11	171	Fr.-HS	Andale, Kan. (Andale)
50	Jordan Kupersmith	DE	6-5	258	Sr.-SQ	Olathe, Kan. (St. Thomas Aquinas)
51	Reggie Walker	DE	6-2	239	Fr.-HS	Ponchatoula, La. (Ponchatoula)
52	Charmeachealle Moore	LB	6-0	221	Jr.-2L	Dallas, Texas (Skyline)
53	Clayton Jackson	LS	6-0	213	Fr.-RS	Cottonwood Falls, Kan. (Chase County)
54	Evan Applegate	OL	6-5	304	Fr.-HS	Shawnee, Kan. (Mill Valley)
55 #	Chase Johnston	LB	6-3	220	Fr.-HS	Carl Junction, Mo. (Carl Junction)
55 #	Cody Whitehair	OL	6-4	305	Sr.-3L	Abilene, Kan. (Abilene)
56	Terrale Johnson	OL	6-1	303	Jr.-RS	Manhattan, Kan. (Hutchinson CC)
57	Colborn Couchman	LB	6-2	218	Jr.-2L	Scott City, Kan. (Scott Community)
58	Trent Tanking	LB	6-2	220	So.-1L	Holton, Kan. (Holton)
59 #	Jayd Kirby	LB	6-2	220	So.-TR	Blooming Grove, Texas (Navarro College)
59 #	Jason Lierz	OL	6-4	284	Jr.-SQ	Manhattan, Kan. (Hutchinson CC)
60	Will Geary	DT	6-0	297	So.-1L	Topeka, Kan. (Topeka)
62	Tyler Mitchell	OL	6-4	301	Fr.-HS	Mathews, Ala. (Montgomery Academy)
63	Glenn Williams	OL	6-6	364	Fr.-HS	Coppell, Texas (Coppell)
64	Aaron Bennett	OL	6-7	290	Sr.-1L	Riverside, Calif. (Riverside CC)
65	Matt Kleinsorge	OL	6-5	310	Sr.-3L	Olathe, Kan. (Olathe South)
66	Logan O'Dea	DT	5-11	276	Jr.-SQ	Wellsville, Kan. (Wellsville)
67	Reid Najvar	OL	6-4	290	So.-SQ	Spring, Texas (Klein Oak)
68	Luke Hayes	OL	6-6	295	Sr.-1L	Scott City, Kan. (Butler CC)
69	Reed Bergstrom	OL	6-2	305	Sr.-1L	Clyde, Kan. (Butler CC)
70	Will Ash	OL	6-3	325	Jr.-2L	Indianapolis, Ind. (Cathedral)
71	Dalton Risner	OL	6-5	300	Fr.-RS	Wiggins, Colo. (Wiggins)
72	Evan Curl	OL	6-5	280	Fr.-HS	Flower Mound, Texas (Flower Mound)
73	Alec Ruth	OL	6-7	300	Fr.-RS	Highlands Ranch, Colo. (Valor Christian)
74	Scott Frantz	OL	6-5	275	Fr.-HS	Lawrence, Kan. (Free State)
75 #	A.J. Allen	OL	6-6	300	Jr.-RS	El Cajon, Calif. (Grossmont College)
75 #	Jordan Willis	DE	6-5	250	Jr.-2L	Kansas City, Mo. (Rockhurst)
76	Ajahne Brager	OL	6-3	303	So.-1L	Magnolia, Texas (Magnolia)
77	Boston Stiverson	OL	6-4	316	Sr.-3L	Andover, Kan. (Andover Central)
78	Bryce Fitzner	OL	6-7	292	Fr.-RS	Poway, Calif. (Francis Parker)
79	Adam Holtorf	OL	6-4	279	Fr.-HS	Seward, Neb. (Seward)
80	Cody Small	TE	6-5	241	So.-1L	Cypress, Texas (Cypress Woods)
81	Kyle Klein	WR	6-4	210	Sr.-2L	Loveland, Colo. (Loveland)
82	Denzel Goolsby	WR	5-11	190	Fr.-HS	Wichita, Kan. (Bishop Carroll)
83	Dalton Schoen	WR	6-1	192	Fr.-HS	Overland Park, Kan. (Blue Valley Northwest)
84	Zach Heiman	TE	6-7	246	So.-SQ	Chapman, Kan. (Chapman)
85	Curtis Stallbaumer	TE	6-4	250	Jr.-TR	Baileyville, Kan. (Hutchinson CC)
86	Dan Harris, Jr.	WR	5-8	183	So.-HS	Fort Worth, Texas (Dunbar)
88	Dayton Valentine	TE	6-4	262	Fr.-RS	Baldwin City, Kan. (Baldwin)
89	Blaise Gammon	TE	6-7	240	Fr.-RS	Overland Park, Kan. (Blue Valley West)
91	Mitch Copeland	DT	6-0	260	Fr.-RS	Wichita, Kan. (Collegiate)
92	Matt Seiwert	DT	6-3	285	So.-SQ	Conway Springs, Kan. (Conway Springs)
93	Davis Clark	DE	6-2	255	So.-SQ	Overland Park, Kan. (Blue Valley West)
94	C.J. Reese	DT	6-1	265	Fr.-RS	San Antonio, Texas (James Madison)
95	Travis Britz	DT	6-4	293	Sr.-3L	Harrisonville, Mo. (Harrisonville)
96	Austin McCormick	DE	6-4	233	Fr.-RS	Wichita, Kan. (Maize South)
97	Demonte Hood	DT	6-0	310	Jr.-2L	Arlington, Texas (Bowie)
98	Craig Settles, Jr.	DT	6-5	310	Jr.-TR	Glendale, Calif. (Pasadena City College)
99	Trey Dishon	DT	6-2	317	Fr.-HS	Horton, Kan. (Horton)

Duplicate Number

ALPHABETICAL

NO	NAME	POS
49	Hunter Knoblauch	DB
50	Jordan Kupersmith	DE
27	Tanner Langvardt	WR
9	Elijah Lee	LB
28	Jarvis Leverett, Jr.	RB
59	Jason Lierz	OL
9	Mitch Lochbihler	P
5	Jesse Mack	DB
13	Ryan Mack	DB
96	Austin McCormick	DE
16	Matthew McCrane	PK
22	Nick McLellan	PK
7	Danzel McDaniel	DB
62	Tyler Mitchell	OL
52	Charmeachealle Moore	LB
15	Colby Moore	DB
23	Cre Moore	DB
26	Cameron Morgan	DB
10	Lucas Munds	WR
67	Reid Najvar	OL
29	Sean Newlan	DB
66	Logan O'Dea	DT
17	Aulelio Olomua	DE
40	Ian Patterson	PK
4	Kaleb Prewett	DB
94	C.J. Reese	DT
25	Darrell Reese, Jr.	DB
15	Zach Reuter	WR
25	Terrance Richards	RB
71	Dalton Risner	OL
17	Landon Root	QB
73	Alec Ruth	OL
83	Dalton Schoen	WR
43	Drew Scott	LS
92	Matt Seiwert	DT
98	Craig Settles, Jr.	DT
23	Collin Sexton	WR
8	Duke Shelley	DB
32	Justin Silmon	RB
41	Sam Sizelove	LB
80	Cody Small	TE
85	Curtis Stallbaumer	TE
10	Donnie Starks	DB
77	Boston Stiverson	OL
3	Elijah Sullivan	LB
58	Trent Tanking	LB
36	Logan Thompson	LB
42	Kade True	LB
88	Dayton Valentine	TE
51	Reggie Walker	DE
14	Nick Walsh	P
3	Dalvin Warmack	RB
12	Stanton Weber	WR
13	Steven West	WR
37	Tyler White	LB
55	Cody Whitehair	OL
63	Glenn Williams	OL
75	Jordan Willis	DE
8	Dillon Wilson	PK
34	Tanner Wood	DE
7	Isaiah Zuber	WR

DEPTH CHART vs OKLAHOMA

OFFENSE

























WR	6	Deante Burton (6-2, 205, Jr.-2L)
	15	Zach Reuter (6-3, 190, Fr.-HS)
LT	55	Cody Whitehair (6-4, 305, Sr.-3L)
	78	Bryce Fitzner (6-7, 292, Fr.-RS)
LG	77	Boston Stiverson (6-4, 316, Sr.-3L)
	70	Will Ash (6-3, 325, Jr.-2L)
C	71	Dalton Risner (6-5, 300, Fr.-RS)
	69	Reed Bergstrom (6-2, 305, Sr.-1L)
RG	68	Luke Hayes (6-6, 295, Sr.-1L) OR
	56	Terrale Johnson (6-1, 303, Jr.-RS)
RT	65	Matt Kleinsorge (6-5, 310, Sr.-3L)
	64	Aaron Bennett (6-7, 290, Sr.-1L)
TE	80	Cody Small (6-5, 241, So.-1L) OR
	88	Dayton Valentine (6-4, 262, Fr.-RS)
QB	8	Joe Hubener (6-5, 211, Jr.-1L)
	18	Zach Davidson (6-3, 222, Fr.-RS)
FB	48	Glenn Gronkowski (6-3, 234, Jr.-2L) OR
	38	Winston Dimel (6-1, 235, Fr.-RS)
RB	32	Justin Silmon (5-10, 191, Fr.-RS)
	24	Charles Jones (5-10, 206, Jr.-1L)
	3	Dalvin Warmack (5-8, 187, Fr.-RS)
WR	19	Kody Cook (6-1, 200, Sr.-1L)
	81	Kyle Klein (6-4, 210, Sr.-2L)
WR	4	Dominique Heath (5-9, 175, Fr.-RS)
	2	Andre Davis (6-0, 203, Sr.-1L)

DEFENSE

DE	75	Jordan Willis (6-5, 250, Jr.-2L)
	93	Davis Clark (6-2, 255, So.-SQ)
DT	95	Travis Britz (6-4, 293, Sr.-3L)
	92	Matt Seiwert (6-3, 285, So.-SQ)
DT	60	Will Geary (6-0, 297, So.-1L)
	97	Demonte Hood (6-0, 310, Jr.-2L)
DE	45	Marquel Bryant (6-3, 254, Sr.-3L)
	34	Tanner Wood (6-5, 236, So.-1L)
LB	9	Elijah Lee (6-3, 218, So.-1L)
	58	Trent Tanking (6-2, 220, So.-1L)
LB	35	Will Davis (6-0, 224, Jr.-2L)
	41	Sam Sizelove (6-3, 217, Fr.-RS)
LB	52	Charmeachealle Moore (6-0, 221, Jr.-2L)
	57	Colborn Couchman (6-2, 218, Jr.-2L)
NB	10	Donnie Starks (6-0, 180, Jr.-2L)
	13	Ryan Mack (5-9, 175, So.-SQ)
CB	33	Morgan Burns (5-11, 201, Sr.-3L)
	5	Jesse Mack (6-0, 180, Jr.-SQ)
SS	24	Nate Jackson (5-11, 185, Sr.-1L)
	21	Kendall Adams (6-1, 213, Fr.-RS)
FS	4	Kaleb Prewett (6-1, 204, So.-1L)
	29	Sean Newlan (6-2, 204, So.-1L)
CB	7	Danzel McDaniel (6-1, 205, Sr.-1L)
	8	Duke Shelley (5-9, 160, Fr.-HS)

SPECIALISTS

PK	3	Jack Cantele (6-0, 175, Sr.-2L) OR	P	14	Nick Walsh (5-11, 212, So.-1L) OR
	16	Matthew McCrane (5-10, 165, So.-1L)		9	Mitch Lochbihler (6-7, 240, So.-SQ)
KO	40	Ian Patterson (6-0, 211, Jr.-2L)	KOR	33	Morgan Burns (5-11, 201, Sr.-3L)
HOLD	23	Collin Sexton (5-11, 184, Jr.-1L)	4	Dominique Heath (5-9, 175, Fr.-RS)	
	12	Stanton Weber (6-1, 194, Sr.-3L)	PR	4	Dominique Heath (5-9, 175, Fr.-RS)
LS	46	Dalton Converse (5-11, 215, Sr.-2L)			
	43	Drew Scott (6-2, 212, So.-SQ)			

WR		#6 Deante Burton (DEE-on-tay) 6-2, 205, Jr.-2L Manhattan, Kan. (Manhattan)	<ul style="list-style-type: none"> LAST GAME: 5 rec, 65 yds vs. TCU (10/10/15) Hauled in TDs vs. South Dakota and at Oklahoma St., the first 2 of his career. Has started 14 games at WR over the last 2 seasons. 	<table border="1"> <thead> <tr> <th>Year</th> <th>Rec.</th> <th>Yds.</th> <th>Avg</th> <th>TD</th> <th>LG</th> </tr> </thead> <tbody> <tr> <td>2015</td> <td>15</td> <td>222</td> <td>14.8</td> <td>2</td> <td>31</td> </tr> <tr> <td>CAR</td> <td>32</td> <td>393</td> <td>12.3</td> <td>2</td> <td>31</td> </tr> <tr> <td colspan="6">Car. Highs: Rec: 5; Yds: 65; TD: 1</td> </tr> </tbody> </table>	Year	Rec.	Yds.	Avg	TD	LG	2015	15	222	14.8	2	31	CAR	32	393	12.3	2	31	Car. Highs: Rec: 5; Yds: 65; TD: 1					
	Year	Rec.	Yds.	Avg	TD	LG																						
2015	15	222	14.8	2	31																							
CAR	32	393	12.3	2	31																							
Car. Highs: Rec: 5; Yds: 65; TD: 1																												
		#15 Zach Reuter 6-3, 190, Fr.-HS Columbia, Mo. (Rock Bridge)	<ul style="list-style-type: none"> LAST GAME: 1 rec, 9 yds vs. TCU (10/10/15) A member of the 2014 signing class who deferred his enrollment to last spring. HS teammates with current Wildcat PK Ian Patterson. 	<table border="1"> <thead> <tr> <th>Year</th> <th>Rec.</th> <th>Yds.</th> <th>Avg</th> <th>TD</th> <th>LG</th> </tr> </thead> <tbody> <tr> <td>2015</td> <td>1</td> <td>9</td> <td>9.0</td> <td>0</td> <td>9</td> </tr> <tr> <td>CAR</td> <td>1</td> <td>9</td> <td>9.0</td> <td>0</td> <td>9</td> </tr> <tr> <td colspan="6">Car. Highs: Rec: 1; Yds: 9</td> </tr> </tbody> </table>	Year	Rec.	Yds.	Avg	TD	LG	2015	1	9	9.0	0	9	CAR	1	9	9.0	0	9	Car. Highs: Rec: 1; Yds: 9					
Year	Rec.	Yds.	Avg	TD	LG																							
2015	1	9	9.0	0	9																							
CAR	1	9	9.0	0	9																							
Car. Highs: Rec: 1; Yds: 9																												
LT		#55 Cody Whitehair 6-4, 305, Sr.-3L Abilene, Kan. (Abilene)	<ul style="list-style-type: none"> On watch lists for Outland Trophy and Lombardi Award. A 2015 Preseason All-America pick by <i>Athlon</i>. Has started the last 18 games at left tackle, while he started 13 games at left guard in 2013. 	<table border="1"> <thead> <tr> <th>Year</th> <th>GP/GS</th> </tr> </thead> <tbody> <tr> <td>2015</td> <td>5/5</td> </tr> <tr> <td>CAR</td> <td>44/43</td> </tr> </tbody> </table>	Year	GP/GS	2015	5/5	CAR	44/43																		
	Year	GP/GS																										
2015	5/5																											
CAR	44/43																											
		#78 Bryce Fitzner 6-7, 292, Fr.-RS Poway, Calif. (Francis Parker)	<ul style="list-style-type: none"> Redshirted the 2014 season. Played tight end in HS, earning all-league honors. Originally signed with K-State in 2013 but deferred his enrollment to Spring 2014. 																									
LG		#77 Boston Stiverson (STYE-ver-son) 6-4, 316, Sr.-3L Andover, Kan. (Central)	<ul style="list-style-type: none"> Started every game in 2014 at left guard and has started each of the last 2 games. Earned Honorable Mention All-Big 12 honors. A Preseason All-Big 12 pick by <i>Athlon</i> and Phil Steele. 	<table border="1"> <thead> <tr> <th>Year</th> <th>GP/GS</th> </tr> </thead> <tbody> <tr> <td>2015</td> <td>2/2</td> </tr> <tr> <td>CAR</td> <td>31/20</td> </tr> </tbody> </table>	Year	GP/GS	2015	2/2	CAR	31/20																		
	Year	GP/GS																										
2015	2/2																											
CAR	31/20																											
		#70 Will Ash 6-3, 325, Jr.-2L Indianapolis, Ind. (Cathedral)	<ul style="list-style-type: none"> Played in each of the last 18 games on FG protection and also some time as a reserve OL. Also saw time as a reserve offensive lineman in 5 games during the 2014 season. Led HS team to consecutive state titles. 	<table border="1"> <thead> <tr> <th>Year</th> <th>GP/GS</th> </tr> </thead> <tbody> <tr> <td>2015</td> <td>5/0</td> </tr> <tr> <td>CAR</td> <td>29/0</td> </tr> </tbody> </table>	Year	GP/GS	2015	5/0	CAR	29/0																		
Year	GP/GS																											
2015	5/0																											
CAR	29/0																											
C		#71 Dalton Risner (RISE-ner) 6-5, 300, Fr.-RS Wiggins, Colo. (Wiggins)	<ul style="list-style-type: none"> Has started each of the first 5 games of 2015. A First Team Preseason Freshman All-America pick by <i>Athlon</i>. Played for his father, Mitch, at Wiggins (Colo.) HS. 	<table border="1"> <thead> <tr> <th>Year</th> <th>GP/GS</th> </tr> </thead> <tbody> <tr> <td>2015</td> <td>5/5</td> </tr> <tr> <td>CAR</td> <td>5/5</td> </tr> </tbody> </table>	Year	GP/GS	2015	5/5	CAR	5/5																		
	Year	GP/GS																										
2015	5/5																											
CAR	5/5																											
		#69 Reed Bergstrom 6-2, 305, Sr.-1L Clyde, Kan. (Butler CC)	<ul style="list-style-type: none"> Has played in each of the first 5 games this season. Saw time vs. Stephen F. Austin, UTEP, Texas Tech, Oklahoma State and Kansas last year. Earned all-conference and all-region honors as a sophomore at Butler CC. 	<table border="1"> <thead> <tr> <th>Year</th> <th>GP/GS</th> </tr> </thead> <tbody> <tr> <td>2015</td> <td>5/0</td> </tr> <tr> <td>CAR</td> <td>10/0</td> </tr> </tbody> </table>	Year	GP/GS	2015	5/0	CAR	10/0																		
Year	GP/GS																											
2015	5/0																											
CAR	10/0																											
RG		#68 Luke Hayes 6-6, 295, Sr.-1L Scott City, Kan. (Butler CC)	<ul style="list-style-type: none"> Has played in all 18 career games, including a streak of 17-straight starts at RG. A Second Team NJCAA All-American as a tackle at Butler CC in 2013. Played with current Wildcats Reed Bergstrom at Butler CC and Colborn Couchman at Scott Community HS. 	<table border="1"> <thead> <tr> <th>Year</th> <th>GP/GS</th> </tr> </thead> <tbody> <tr> <td>2015</td> <td>5/5</td> </tr> <tr> <td>CAR</td> <td>18/17</td> </tr> </tbody> </table>	Year	GP/GS	2015	5/5	CAR	18/17																		
	Year	GP/GS																										
2015	5/5																											
CAR	18/17																											
OR		#56 Terrale Johnson (tor-RELL) 6-1, 303, Jr.-RS Manhattan, Kan. (Hutchinson CC)	<ul style="list-style-type: none"> Has made his first 3 career starts at LG in the first 3 games, while seeing significant time in last 2 games. A Manhattan product who spent two years at Hutchinson CC. Signed with K-State in 2014 and redshirted last season. 	<table border="1"> <thead> <tr> <th>Year</th> <th>GP/GS</th> </tr> </thead> <tbody> <tr> <td>2015</td> <td>5/3</td> </tr> <tr> <td>CAR</td> <td>5/3</td> </tr> </tbody> </table>	Year	GP/GS	2015	5/3	CAR	5/3																		
Year	GP/GS																											
2015	5/3																											
CAR	5/3																											
RT		#65 Matt Kleinsorge (KLEIN-sor-gee) 6-5, 310, Sr.-3L Olathe, Kan. (South)	<ul style="list-style-type: none"> A former walk-on who started each of the last 18 games at right tackle. Played in 7 games over the first two years of his career before earning the starting nod last year. 	<table border="1"> <thead> <tr> <th>Year</th> <th>GP/GS</th> </tr> </thead> <tbody> <tr> <td>2015</td> <td>5/5</td> </tr> <tr> <td>CAR</td> <td>25/18</td> </tr> </tbody> </table>	Year	GP/GS	2015	5/5	CAR	25/18																		
	Year	GP/GS																										
2015	5/5																											
CAR	25/18																											
		#64 Aaron Bennett 6-7, 290, Sr.-1L Riverside, Calif. (Riverside CC)	<ul style="list-style-type: none"> A former CC lineman who played in the first 2 games of 2015. Also played vs. Stephen F. Austin, UTEP, Oklahoma State, TCU, Kansas and UCLA last season. Helped Riverside CC earn a 9-2 record in 2012, which included a victory in the Golden State Bowl. 	<table border="1"> <thead> <tr> <th>Year</th> <th>GP/GS</th> </tr> </thead> <tbody> <tr> <td>2015</td> <td>2/0</td> </tr> <tr> <td>CAR</td> <td>8/0</td> </tr> </tbody> </table>	Year	GP/GS	2015	2/0	CAR	8/0																		
Year	GP/GS																											
2015	2/0																											
CAR	8/0																											
TE		#80 Cody Small 6-5, 241, So.-1L Cypress, Texas (Cypress Woods)	<ul style="list-style-type: none"> LAST GAME: Played vs. TCU (10/10/15); No stats Earned starts in the first 2 games of 2015 and played against UTEP, Oklahoma State and Kansas last season. Earned all-district honors as a junior and senior in HS. 																									
	OR		#88 Dayton Valentine 6-4, 262, Fr.-RS Baldwin City, Kan. (Baldwin)	<ul style="list-style-type: none"> LAST GAME: Played vs. TCU (10/10/15); No stats Redshirted the 2014 season despite being listed as the backup on the depth chart. An all-state player in high school who signed in 2013 but deferred his enrollment. 																								
QB		#8 Joe Hubener (HUEB-ner) 6-6, 211, Jr.-1L Cheney, Kan. (Cheney)	<ul style="list-style-type: none"> LAST GAME: 13-for-33, 157 yds, 1 INT; 26 att, 111 yds, 4 TD vs. TCU (10/10/15) Ranks 3rd nationally in yds per comp (15.90). Had 4 rushing TDs vs. TCU, tied for 3rd in school history. 	<table border="1"> <thead> <tr> <th>Year</th> <th>Cpl-Att</th> <th>Pct</th> <th>Yds</th> <th>TD/INT</th> </tr> </thead> <tbody> <tr> <td>2015</td> <td>52-109</td> <td>47.7</td> <td>827</td> <td>4/2</td> </tr> <tr> <td>CAR</td> <td>61-126</td> <td>48.4</td> <td>1,062</td> <td>5/3</td> </tr> <tr> <td colspan="5">Car. Highs: Att: 33; Cpl: 15; Yds: 243; TD: 3; INT: 1</td> </tr> </tbody> </table>	Year	Cpl-Att	Pct	Yds	TD/INT	2015	52-109	47.7	827	4/2	CAR	61-126	48.4	1,062	5/3	Car. Highs: Att: 33; Cpl: 15; Yds: 243; TD: 3; INT: 1								
	Year	Cpl-Att	Pct	Yds	TD/INT																							
2015	52-109	47.7	827	4/2																								
CAR	61-126	48.4	1,062	5/3																								
Car. Highs: Att: 33; Cpl: 15; Yds: 243; TD: 3; INT: 1																												
		#18 Zach Davidson 6-3, 222, Fr.-RS Harrisonville, Mo. (Harrisonville)	<ul style="list-style-type: none"> A young QB who redshirted 2014. A first-team all-state QB in 2012 after leading Harrisonville to a 12-3 record. Prepped at Harrisonville HS with current K-State DL Travis Britz. 																									
FB		#48 Glenn Gronkowski (gron-COW-ski) 6-3, 234, Jr.-2L Amherst, N.Y. (Williamsville North)	<ul style="list-style-type: none"> LAST GAME: 1 att, 6 yds vs. TCU (10/10/15) Earned 2015 Preseason All-Big 12 honors from league's media and <i>Athlon</i>. The youngest brother of the football-famed Gronkowski family. 	<table border="1"> <thead> <tr> <th>Year</th> <th>Rec</th> <th>Yds.</th> <th>Avg</th> <th>TD</th> <th>LG</th> </tr> </thead> <tbody> <tr> <td>2015</td> <td>2</td> <td>13</td> <td>6.5</td> <td>1</td> <td>9</td> </tr> <tr> <td>CAR</td> <td>12</td> <td>306</td> <td>25.5</td> <td>5</td> <td>67</td> </tr> <tr> <td colspan="6">Car. Highs: Rec: 1; Yds: 67; TD: 1</td> </tr> </tbody> </table>	Year	Rec	Yds.	Avg	TD	LG	2015	2	13	6.5	1	9	CAR	12	306	25.5	5	67	Car. Highs: Rec: 1; Yds: 67; TD: 1					
	Year	Rec	Yds.	Avg	TD	LG																						
2015	2	13	6.5	1	9																							
CAR	12	306	25.5	5	67																							
Car. Highs: Rec: 1; Yds: 67; TD: 1																												
		#38 Winston Dimel (DIM-ul) 6-1, 235, Fr.-RS Manhattan, Kan. (Manhattan)	<ul style="list-style-type: none"> LAST GAME: Played vs. TCU (10/10/15); No stats Hauled in receptions of 53 yards and 27 yards at UTSA. Son of K-State co-offensive coordinator Dana Dimel. 	<table border="1"> <thead> <tr> <th>Year</th> <th>Rush</th> <th>Yds.</th> <th>Avg</th> <th>TD</th> <th>LG</th> </tr> </thead> <tbody> <tr> <td>2015</td> <td>19</td> <td>48</td> <td>2.5</td> <td>3</td> <td>8</td> </tr> <tr> <td>CAR</td> <td>19</td> <td>48</td> <td>2.5</td> <td>3</td> <td>8</td> </tr> <tr> <td colspan="6">Car. Highs: Att: 8; Yds: 29; TD: 2</td> </tr> </tbody> </table>	Year	Rush	Yds.	Avg	TD	LG	2015	19	48	2.5	3	8	CAR	19	48	2.5	3	8	Car. Highs: Att: 8; Yds: 29; TD: 2					
Year	Rush	Yds.	Avg	TD	LG																							
2015	19	48	2.5	3	8																							
CAR	19	48	2.5	3	8																							
Car. Highs: Att: 8; Yds: 29; TD: 2																												
RB		#32 Justin Silmon 5-10, 191, Fr.-RS Tulsa, Okla. (Union)	<ul style="list-style-type: none"> LAST GAME: 6 att, 22 yds vs. TCU (10/10/15) Ranks 4th in school history in rushing yards by a freshman. Had 119 yards vs. LA Tech, first 100-yd game by a K-State RB since 2013. 	<table border="1"> <thead> <tr> <th>Year</th> <th>Att.</th> <th>Yds.</th> <th>Avg</th> <th>TD</th> <th>LG</th> </tr> </thead> <tbody> <tr> <td>2015</td> <td>57</td> <td>282</td> <td>4.9</td> <td>2</td> <td>25</td> </tr> <tr> <td>CAR</td> <td>57</td> <td>282</td> <td>4.9</td> <td>2</td> <td>25</td> </tr> <tr> <td colspan="6">Car. Highs: Att: 24; Yds: 119; TD: 1</td> </tr> </tbody> </table>	Year	Att.	Yds.	Avg	TD	LG	2015	57	282	4.9	2	25	CAR	57	282	4.9	2	25	Car. Highs: Att: 24; Yds: 119; TD: 1					
	Year	Att.	Yds.	Avg	TD	LG																						
2015	57	282	4.9	2	25																							
CAR	57	282	4.9	2	25																							
Car. Highs: Att: 24; Yds: 119; TD: 1																												
		#24 Charles Jones 5-10, 206, Jr.-1L Mandeville, La. (Mandeville)	<ul style="list-style-type: none"> LAST GAME: 13 att, 75 yds, 2 TD vs. TCU (10/10/15) Had 72-yard catch at Oklahoma State, longest by a Wildcat RB since 2000. Has scored 12 of his 16 career TDs out of the "Wildcat" formation. 	<table border="1"> <thead> <tr> <th>Year</th> <th>Att.</th> <th>Yds.</th> <th>Avg</th> <th>TD</th> <th>LG</th> </tr> </thead> <tbody> <tr> <td>2015</td> <td>37</td> <td>162</td> <td>4.4</td> <td>3</td> <td>28</td> </tr> <tr> <td>CAR</td> <td>170</td> <td>702</td> <td>4.1</td> <td>16</td> <td>28</td> </tr> <tr> <td colspan="6">Car. Highs: Att: 13; Yds: 76; TD: 3</td> </tr> </tbody> </table>	Year	Att.	Yds.	Avg	TD	LG	2015	37	162	4.4	3	28	CAR	170	702	4.1	16	28	Car. Highs: Att: 13; Yds: 76; TD: 3					
Year	Att.	Yds.	Avg	TD	LG																							
2015	37	162	4.4	3	28																							
CAR	170	702	4.1	16	28																							
Car. Highs: Att: 13; Yds: 76; TD: 3																												
WR		#19 Kody Cook 6-1, 200, Sr.-1L Louisburg, Kan. (Hutchinson CC)	<ul style="list-style-type: none"> LAST GAME: Played vs. TCU (10/10/15); No stats 2nd Wildcat ever with multiple TD passes as well as rush and rec TD in same year. Hauled in eventual game-winning TD — a 31-yard — in 3rd OT vs. LA Tech. 	<table border="1"> <thead> <tr> <th>Year</th> <th>Rec.</th> <th>Yds.</th> <th>Avg</th> <th>TD</th> <th>LG</th> </tr> </thead> <tbody> <tr> <td>2015</td> <td>8</td> <td>148</td> <td>18.5</td> <td>2</td> <td>35</td> </tr> <tr> <td>CAR</td> <td>28</td> <td>399</td> <td>14.2</td> <td>3</td> <td>35</td> </tr> <tr> <td colspan="6">Car. Highs: Rec: 4; Yds: 73; TD: 2</td> </tr> </tbody> </table>	Year	Rec.	Yds.	Avg	TD	LG	2015	8	148	18.5	2	35	CAR	28	399	14.2	3	35	Car. Highs: Rec: 4; Yds: 73; TD: 2					
	Year	Rec.	Yds.	Avg	TD	LG																						
2015	8	148	18.5	2	35																							
CAR	28	399	14.2	3	35																							
Car. Highs: Rec: 4; Yds: 73; TD: 2																												
		#81 Kyle Klein 6-4, 210, Sr.-2L Loveland, Colo. (Loveland)	<ul style="list-style-type: none"> LAST GAME: 4 rec, 57 yds vs. TCU (10/10/15) Set career highs in catches and yards against TCU. Lost entire junior season (2014) due to injury. 	<table border="1"> <thead> <tr> <th>Year</th> <th>Rec.</th> <th>Yds.</th> <th>Avg</th> <th>TD</th> <th>LG</th> </tr> </thead> <tbody> <tr> <td>2015</td> <td>9</td> <td>110</td> <td>12.2</td> <td>0</td> <td>25</td> </tr> <tr> <td>CAR</td> <td>14</td> <td>169</td> <td>12.1</td> <td>0</td> <td>25</td> </tr> <tr> <td colspan="6">Car. Highs: Rec: 5; Yds: 57; TD: 0</td> </tr> </tbody> </table>	Year	Rec.	Yds.	Avg	TD	LG	2015	9	110	12.2	0	25	CAR	14	169	12.1	0	25	Car. Highs: Rec: 5; Yds: 57; TD: 0					
Year	Rec.	Yds.	Avg	TD	LG																							
2015	9	110	12.2	0	25																							
CAR	14	169	12.1	0	25																							
Car. Highs: Rec: 5; Yds: 57; TD: 0																												
WR		#4 Dominique Heath 5-9, 175, Fr.-RS Huntersville, N.C. (Hopewell)	<ul style="list-style-type: none"> LAST GAME: 3 rec, 26 yds; 2 rush, 14 yards vs. TCU (10/10/15) Caught first-career TD in first OT vs. LA Tech. Needs 4 catches and 36 yds to tie for 5th in K-State history among freshmen. 	<table border="1"> <thead> <tr> <th>Year</th> <th>Rec.</th> <th>Yds.</th> <th>Avg</th> <th>TD</th> <th>LG</th> </tr> </thead> <tbody> <tr> <td>2015</td> <td>14</td> <td>196</td> <td>14.0</td> <td>1</td> <td>43</td> </tr> <tr> <td>CAR</td> <td>14</td> <td>196</td> <td>14.0</td> <td>1</td> <td>43</td> </tr> <tr> <td colspan="6">Car. Highs: Rec: 3; Yds: 54; TD: 1</td> </tr> </tbody> </table>	Year	Rec.	Yds.	Avg	TD	LG	2015	14	196	14.0	1	43	CAR	14	196	14.0	1	43	Car. Highs: Rec: 3; Yds: 54; TD: 1					
	Year	Rec.	Yds.	Avg	TD	LG																						
2015	14	196	14.0	1	43																							
CAR	14	196	14.0	1	43																							
Car. Highs: Rec: 3; Yds: 54; TD: 1																												
		#2 Andre Davis 6-0, 203, Sr.-1L Baltimore, Md. (Santa Rosa JC)	<ul style="list-style-type: none"> LAST GAME: 2 rec, 7 yards at Oklahoma State (10/3/15) Caught 4 passes for 73 yds at UTSA after just 2 catches for 14 yards last year. Tallied receptions against West Virginia and Kansas last season. 	<table border="1"> <thead> <tr> <th>Year</th> <th>Rec.</th> <th>Yds.</th> <th>Avg</th> <th>TD</th> <th>LG</th> </tr> </thead> <tbody> <tr> <td>2015</td> <td>6</td> <td>80</td> <td>13.3</td> <td>0</td> <td>36</td> </tr> <tr> <td>CAR</td> <td>8</td> <td>94</td> <td>11.8</td> <td>0</td> <td>36</td> </tr> <tr> <td colspan="6">Car. Highs: Rec: 4; Yds: 73</td> </tr> </tbody> </table>	Year	Rec.	Yds.	Avg	TD	LG	2015	6	80	13.3	0	36	CAR	8	94	11.8	0	36	Car. Highs: Rec: 4; Yds: 73					
Year	Rec.	Yds.	Avg	TD	LG																							
2015	6	80	13.3	0	36																							
CAR	8	94	11.8	0	36																							
Car. Highs: Rec: 4; Yds: 73																												

DE		#75 Jordan Willis 6-5, 250, Jr.-2L Kansas City, Mo. (Rockhurst)	<ul style="list-style-type: none"> LAST GAME: 1 tackle vs. TCU (10/10/15) Tied for 5th in the Big 12 in sacks and tied for 7th in TFLs. Had 3.5 sacks vs. LA Tech, the 2nd-most in K-State history. 	<table border="1"> <thead> <tr> <th>Year</th> <th>U-A-T</th> <th>TFL-Yds</th> <th>Sk-Yds</th> <th>INT</th> <th>PD</th> <th>F/R</th> </tr> </thead> <tbody> <tr> <td>2015</td> <td>11-4-15</td> <td>6.5-34</td> <td>3.5-23</td> <td>0</td> <td>1</td> <td>2/1</td> </tr> <tr> <td>CAR</td> <td>23-18-41</td> <td>14.0-72</td> <td>8.5-55</td> <td>0</td> <td>2</td> <td>2/1</td> </tr> <tr> <td colspan="7">Car. Highs: Tackles: 7; TFL: 3.5; Sacks: 3.5</td> </tr> </tbody> </table>	Year	U-A-T	TFL-Yds	Sk-Yds	INT	PD	F/R	2015	11-4-15	6.5-34	3.5-23	0	1	2/1	CAR	23-18-41	14.0-72	8.5-55	0	2	2/1	Car. Highs: Tackles: 7; TFL: 3.5; Sacks: 3.5						
	Year	U-A-T	TFL-Yds	Sk-Yds	INT	PD	F/R																									
2015	11-4-15	6.5-34	3.5-23	0	1	2/1																										
CAR	23-18-41	14.0-72	8.5-55	0	2	2/1																										
Car. Highs: Tackles: 7; TFL: 3.5; Sacks: 3.5																																
	#93 Davis Clark 6-2, 255, So.-SQ Overland Park, Kan. (Blue Valley West)	<ul style="list-style-type: none"> LAST GAME: 1 tackle, 0.5 TFL, 0.5 sacks at UTSA (9/12/15) Had TFLs in each of his first 2 career games, while he had half sack at UTSA. A walk-on who redshirted 2014 and did not see any game action last year. 	<table border="1"> <thead> <tr> <th>Year</th> <th>U-A-T</th> <th>TFL-Yds</th> <th>Sk-Yds</th> <th>INT</th> <th>PD</th> <th>F/R</th> </tr> </thead> <tbody> <tr> <td>2015</td> <td>2-1-3</td> <td>2.5-6</td> <td>0.5-3</td> <td>0</td> <td>0</td> <td>0/0</td> </tr> <tr> <td>CAR</td> <td>2-1-3</td> <td>2.5-6</td> <td>0.5-3</td> <td>0</td> <td>0</td> <td>0/0</td> </tr> <tr> <td colspan="7">Car. Highs: Tackles: 2; TFL: 2.0; Sacks: 0.5</td> </tr> </tbody> </table>	Year	U-A-T	TFL-Yds	Sk-Yds	INT	PD	F/R	2015	2-1-3	2.5-6	0.5-3	0	0	0/0	CAR	2-1-3	2.5-6	0.5-3	0	0	0/0	Car. Highs: Tackles: 2; TFL: 2.0; Sacks: 0.5							
Year	U-A-T	TFL-Yds	Sk-Yds	INT	PD	F/R																										
2015	2-1-3	2.5-6	0.5-3	0	0	0/0																										
CAR	2-1-3	2.5-6	0.5-3	0	0	0/0																										
Car. Highs: Tackles: 2; TFL: 2.0; Sacks: 0.5																																
DT		#95 Travis Britz 6-4, 293, Sr.-3L Harrisonville, Mo. (Harrisonville)	<ul style="list-style-type: none"> LAST GAME: 2 tackles vs. TCU (10/10/15) Has started 28 games over last 2-plus years. Earned 2015 Preseason All-Big 12 honors from <i>Athlon</i> and Phil Steele. 	<table border="1"> <thead> <tr> <th>Year</th> <th>U-A-T</th> <th>TFL-Yds</th> <th>Sk-Yds</th> <th>INT</th> <th>PD</th> <th>F/R</th> </tr> </thead> <tbody> <tr> <td>2015</td> <td>11-4-15</td> <td>4.0-17</td> <td>2.0-11</td> <td>0</td> <td>1</td> <td>0/0</td> </tr> <tr> <td>CAR</td> <td>57-28-85</td> <td>17.5-69</td> <td>8.0-38</td> <td>0</td> <td>8</td> <td>1/0</td> </tr> <tr> <td colspan="7">Car. Highs: Tackles: 7; TFL: 3.0; Sacks: 2.0</td> </tr> </tbody> </table>	Year	U-A-T	TFL-Yds	Sk-Yds	INT	PD	F/R	2015	11-4-15	4.0-17	2.0-11	0	1	0/0	CAR	57-28-85	17.5-69	8.0-38	0	8	1/0	Car. Highs: Tackles: 7; TFL: 3.0; Sacks: 2.0						
	Year	U-A-T	TFL-Yds	Sk-Yds	INT	PD	F/R																									
2015	11-4-15	4.0-17	2.0-11	0	1	0/0																										
CAR	57-28-85	17.5-69	8.0-38	0	8	1/0																										
Car. Highs: Tackles: 7; TFL: 3.0; Sacks: 2.0																																
	#92 Matt Seiwert (SYE-wert) 6-3, 285, So.-SQ Conway Springs, Kan. (Conway Springs)	<ul style="list-style-type: none"> LAST GAME: Played vs. TCU (10/10/15); No stats Recorded 2 tackles at UTSA and last year vs. Stephen F. Austin. Older brother, Darrin, played at K-State. 	<table border="1"> <thead> <tr> <th>Year</th> <th>U-A-T</th> <th>TFL-Yds</th> <th>Sk-Yds</th> <th>INT</th> <th>PD</th> <th>F/R</th> </tr> </thead> <tbody> <tr> <td>2015</td> <td>2-0-2</td> <td>0.0-0</td> <td>0.0-0</td> <td>0</td> <td>1</td> <td>0/0</td> </tr> <tr> <td>CAR</td> <td>4-0-4</td> <td>0.0-0</td> <td>0.0-0</td> <td>0</td> <td>1</td> <td>0/0</td> </tr> <tr> <td colspan="7">Car. Highs: Tackles: 2</td> </tr> </tbody> </table>	Year	U-A-T	TFL-Yds	Sk-Yds	INT	PD	F/R	2015	2-0-2	0.0-0	0.0-0	0	1	0/0	CAR	4-0-4	0.0-0	0.0-0	0	1	0/0	Car. Highs: Tackles: 2							
Year	U-A-T	TFL-Yds	Sk-Yds	INT	PD	F/R																										
2015	2-0-2	0.0-0	0.0-0	0	1	0/0																										
CAR	4-0-4	0.0-0	0.0-0	0	1	0/0																										
Car. Highs: Tackles: 2																																
DT		#60 Will Geary 6-0, 297, So.-1L Topeka, Kan. (Topeka)	<ul style="list-style-type: none"> LAST GAME: 2 tackles vs. TCU (10/10/15) On pace for 45 tackles this year, which would be most by a K-State DT since 2004. Former walk-on who led all K-State DTs with 30 tackles last year. 	<table border="1"> <thead> <tr> <th>Year</th> <th>U-A-T</th> <th>TFL-Yds</th> <th>Sk-Yds</th> <th>INT</th> <th>PD</th> <th>F/R</th> </tr> </thead> <tbody> <tr> <td>2015</td> <td>13-6-19</td> <td>2.5-7</td> <td>1.5-6</td> <td>0</td> <td>0</td> <td>0/0</td> </tr> <tr> <td>CAR</td> <td>30-19-49</td> <td>5.0-13</td> <td>3.5-12</td> <td>0</td> <td>3</td> <td>0/0</td> </tr> <tr> <td colspan="7">Car. Highs: Tackles: 6; TFL: 1.5; Sacks: 1.0</td> </tr> </tbody> </table>	Year	U-A-T	TFL-Yds	Sk-Yds	INT	PD	F/R	2015	13-6-19	2.5-7	1.5-6	0	0	0/0	CAR	30-19-49	5.0-13	3.5-12	0	3	0/0	Car. Highs: Tackles: 6; TFL: 1.5; Sacks: 1.0						
	Year	U-A-T	TFL-Yds	Sk-Yds	INT	PD	F/R																									
2015	13-6-19	2.5-7	1.5-6	0	0	0/0																										
CAR	30-19-49	5.0-13	3.5-12	0	3	0/0																										
Car. Highs: Tackles: 6; TFL: 1.5; Sacks: 1.0																																
	#97 Demonte Hood (da-MON-tay) 6-0, 310, Jr.-2L Arlington, Texas (Bowie)	<ul style="list-style-type: none"> LAST GAME: Played at Oklahoma State (10/3/15); No stats Has been a part of the playing rotation over the last 2-plus years. Saw action in 7 games in 2014 and in first 2 games of 2015. 	<table border="1"> <thead> <tr> <th>Year</th> <th>U-A-T</th> <th>TFL-Yds</th> <th>Sk-Yds</th> <th>INT</th> <th>PD</th> <th>F/R</th> </tr> </thead> <tbody> <tr> <td>2015</td> <td>1-1-2</td> <td>0.5-3</td> <td>0.5-3</td> <td>0</td> <td>0</td> <td>0/0</td> </tr> <tr> <td>CAR</td> <td>10-3-13</td> <td>2.0-12</td> <td>1.5-12</td> <td>0</td> <td>0</td> <td>0/0</td> </tr> <tr> <td colspan="7">Car. Highs: Tackles: 3; TFL: 1.0; Sacks: 1.0</td> </tr> </tbody> </table>	Year	U-A-T	TFL-Yds	Sk-Yds	INT	PD	F/R	2015	1-1-2	0.5-3	0.5-3	0	0	0/0	CAR	10-3-13	2.0-12	1.5-12	0	0	0/0	Car. Highs: Tackles: 3; TFL: 1.0; Sacks: 1.0							
Year	U-A-T	TFL-Yds	Sk-Yds	INT	PD	F/R																										
2015	1-1-2	0.5-3	0.5-3	0	0	0/0																										
CAR	10-3-13	2.0-12	1.5-12	0	0	0/0																										
Car. Highs: Tackles: 3; TFL: 1.0; Sacks: 1.0																																
DE		#45 Marquel Bryant (mar-QWELL) 6-3, 254, Sr.-3L Dallas, Texas (Skyline)	<ul style="list-style-type: none"> LAST GAME: Played at TCU (10/10/15); No stats Has sacks in 6 of the last 9 games dating back to 2014. Has started 7 career games, including all 5 this season. 	<table border="1"> <thead> <tr> <th>Year</th> <th>U-A-T</th> <th>TFL-Yds</th> <th>Sk-Yds</th> <th>INT</th> <th>PD</th> <th>F/R</th> </tr> </thead> <tbody> <tr> <td>2015</td> <td>8-2-10</td> <td>3.0-24</td> <td>3.0-24</td> <td>0</td> <td>1</td> <td>0/0</td> </tr> <tr> <td>CAR</td> <td>36-10-46</td> <td>10.0-58</td> <td>8.0-55</td> <td>0</td> <td>2</td> <td>0/0</td> </tr> <tr> <td colspan="7">Car. Highs: Tackles: 5; TFL: 2.0; Sacks: 2.0</td> </tr> </tbody> </table>	Year	U-A-T	TFL-Yds	Sk-Yds	INT	PD	F/R	2015	8-2-10	3.0-24	3.0-24	0	1	0/0	CAR	36-10-46	10.0-58	8.0-55	0	2	0/0	Car. Highs: Tackles: 5; TFL: 2.0; Sacks: 2.0						
	Year	U-A-T	TFL-Yds	Sk-Yds	INT	PD	F/R																									
2015	8-2-10	3.0-24	3.0-24	0	1	0/0																										
CAR	36-10-46	10.0-58	8.0-55	0	2	0/0																										
Car. Highs: Tackles: 5; TFL: 2.0; Sacks: 2.0																																
	#34 Tanner Wood 6-5, 263, So.-1L Conway Springs, Kan. (Conway Springs)	<ul style="list-style-type: none"> LAST GAME: 2 tackles vs. TCU (10/10/15) Has played in each of the first 5 games with his first-career sack in opener. Played in all 13 games last season, mainly on special teams. 	<table border="1"> <thead> <tr> <th>Year</th> <th>U-A-T</th> <th>TFL-Yds</th> <th>Sk-Yds</th> <th>INT</th> <th>PD</th> <th>F/R</th> </tr> </thead> <tbody> <tr> <td>2015</td> <td>6-2-8</td> <td>1.0-7</td> <td>1.0-7</td> <td>0</td> <td>0</td> <td>0/0</td> </tr> <tr> <td>CAR</td> <td>7-3-10</td> <td>1.5-8</td> <td>1.0-7</td> <td>0</td> <td>0</td> <td>0/0</td> </tr> <tr> <td colspan="7">Car. Highs: Tackles: 3; TFL: 1.0; Sacks: 1.0</td> </tr> </tbody> </table>	Year	U-A-T	TFL-Yds	Sk-Yds	INT	PD	F/R	2015	6-2-8	1.0-7	1.0-7	0	0	0/0	CAR	7-3-10	1.5-8	1.0-7	0	0	0/0	Car. Highs: Tackles: 3; TFL: 1.0; Sacks: 1.0							
Year	U-A-T	TFL-Yds	Sk-Yds	INT	PD	F/R																										
2015	6-2-8	1.0-7	1.0-7	0	0	0/0																										
CAR	7-3-10	1.5-8	1.0-7	0	0	0/0																										
Car. Highs: Tackles: 3; TFL: 1.0; Sacks: 1.0																																
LB		#9 Elijah Lee 6-3, 218, So.-1L Blue Springs, Mo. (Blue Springs)	<ul style="list-style-type: none"> LAST GAME: 3 tackles, 1 TFL, 2 INT vs. TCU (10/10/15) Had 2 INT vs. TCU, the most by a K-State LB since 2002. Set career high in tackles and TFL vs. LA Tech while tying career high in sacks. 	<table border="1"> <thead> <tr> <th>Year</th> <th>U-A-T</th> <th>TFL-Yds</th> <th>Sk-Yds</th> <th>INT</th> <th>PD</th> <th>F/R</th> </tr> </thead> <tbody> <tr> <td>2015</td> <td>19-11-30</td> <td>4.0-14</td> <td>2.0-8</td> <td>2</td> <td>2</td> <td>1/0</td> </tr> <tr> <td>CAR</td> <td>34-15-49</td> <td>8.5-42</td> <td>6.5-36</td> <td>2</td> <td>3</td> <td>2/0</td> </tr> <tr> <td colspan="7">Car. Highs: Tackles: 12; TFL: 3.0; Sacks: 2.0; INT: 2</td> </tr> </tbody> </table>	Year	U-A-T	TFL-Yds	Sk-Yds	INT	PD	F/R	2015	19-11-30	4.0-14	2.0-8	2	2	1/0	CAR	34-15-49	8.5-42	6.5-36	2	3	2/0	Car. Highs: Tackles: 12; TFL: 3.0; Sacks: 2.0; INT: 2						
	Year	U-A-T	TFL-Yds	Sk-Yds	INT	PD	F/R																									
2015	19-11-30	4.0-14	2.0-8	2	2	1/0																										
CAR	34-15-49	8.5-42	6.5-36	2	3	2/0																										
Car. Highs: Tackles: 12; TFL: 3.0; Sacks: 2.0; INT: 2																																
	#58 Trent Tanking 6-2, 220, So.-1L Holton, Kan. (Holton)	<ul style="list-style-type: none"> LAST GAME: Played vs. Louisiana Tech (9/19/15); No stats Former walk-on who has played in 16 of the last 17 games. Recorded 2 TFLs against Oklahoma State in 2014. 	<table border="1"> <thead> <tr> <th>Year</th> <th>U-A-T</th> <th>TFL-Yds</th> <th>Sk-Yds</th> <th>INT</th> <th>PD</th> <th>F/R</th> </tr> </thead> <tbody> <tr> <td>2015</td> <td>1-1-2</td> <td>0.0-0</td> <td>0.0-0</td> <td>0</td> <td>0</td> <td>0/0</td> </tr> <tr> <td>CAR</td> <td>8-3-11</td> <td>2.0-3</td> <td>0.0-0</td> <td>0</td> <td>0</td> <td>0/0</td> </tr> <tr> <td colspan="7">Car. Highs: Tackles: 2; TFL: 2.0</td> </tr> </tbody> </table>	Year	U-A-T	TFL-Yds	Sk-Yds	INT	PD	F/R	2015	1-1-2	0.0-0	0.0-0	0	0	0/0	CAR	8-3-11	2.0-3	0.0-0	0	0	0/0	Car. Highs: Tackles: 2; TFL: 2.0							
Year	U-A-T	TFL-Yds	Sk-Yds	INT	PD	F/R																										
2015	1-1-2	0.0-0	0.0-0	0	0	0/0																										
CAR	8-3-11	2.0-3	0.0-0	0	0	0/0																										
Car. Highs: Tackles: 2; TFL: 2.0																																
LB		#35 Will Davis 6-0, 224, Jr.-2L Southlake, Texas (Carroll)	<ul style="list-style-type: none"> LAST GAME: 3 tackles vs. TCU (10/10/15) Has 21 tackles, 2 pass breakups and an INT in the last 4 games. Started 6 games a year ago as well as the first 4 games of 2015. 	<table border="1"> <thead> <tr> <th>Year</th> <th>U-A-T</th> <th>TFL-Yds</th> <th>Sk-Yds</th> <th>INT</th> <th>PD</th> <th>F/R</th> </tr> </thead> <tbody> <tr> <td>2015</td> <td>17-7-24</td> <td>0.0-0</td> <td>0.0-0</td> <td>1</td> <td>3</td> <td>0/0</td> </tr> <tr> <td>CAR</td> <td>52-23-75</td> <td>2.0-6</td> <td>0.0-0</td> <td>1</td> <td>4</td> <td>0/1</td> </tr> <tr> <td colspan="7">Car. Highs: Tackles: 9; TFL: 1.0; INT: 1</td> </tr> </tbody> </table>	Year	U-A-T	TFL-Yds	Sk-Yds	INT	PD	F/R	2015	17-7-24	0.0-0	0.0-0	1	3	0/0	CAR	52-23-75	2.0-6	0.0-0	1	4	0/1	Car. Highs: Tackles: 9; TFL: 1.0; INT: 1						
	Year	U-A-T	TFL-Yds	Sk-Yds	INT	PD	F/R																									
2015	17-7-24	0.0-0	0.0-0	1	3	0/0																										
CAR	52-23-75	2.0-6	0.0-0	1	4	0/1																										
Car. Highs: Tackles: 9; TFL: 1.0; INT: 1																																
	#41 Sam Sizelove 6-3, 217, Fr.-RS Argyle, Texas (Argyle)	<ul style="list-style-type: none"> LAST GAME: 1 tackle vs. TCU (10/10/15) Has played in all 5 games with a career-high 3 tackles at Oklahoma State. Forced fumble on kickoff coverage vs. LA Tech. 	<table border="1"> <thead> <tr> <th>Year</th> <th>U-A-T</th> <th>TFL-Yds</th> <th>Sk-Yds</th> <th>INT</th> <th>PD</th> <th>F/R</th> </tr> </thead> <tbody> <tr> <td>2015</td> <td>5-2-7</td> <td>0.0-0</td> <td>0.0-0</td> <td>0</td> <td>0</td> <td>1/0</td> </tr> <tr> <td>CAR</td> <td>5-2-7</td> <td>0.0-0</td> <td>0.0-0</td> <td>0</td> <td>0</td> <td>1/0</td> </tr> <tr> <td colspan="7">Car. Highs: Tackles: 3</td> </tr> </tbody> </table>	Year	U-A-T	TFL-Yds	Sk-Yds	INT	PD	F/R	2015	5-2-7	0.0-0	0.0-0	0	0	1/0	CAR	5-2-7	0.0-0	0.0-0	0	0	1/0	Car. Highs: Tackles: 3							
Year	U-A-T	TFL-Yds	Sk-Yds	INT	PD	F/R																										
2015	5-2-7	0.0-0	0.0-0	0	0	1/0																										
CAR	5-2-7	0.0-0	0.0-0	0	0	1/0																										
Car. Highs: Tackles: 3																																
LB		#52 Charmeachealle Moore (sure-MIKE-you-well) 6-0, 221, Jr.-2L Dallas, Kan. (Skyline)	<ul style="list-style-type: none"> LAST GAME: Played vs. TCU (10/10/15); No stats Set a career-high with 3 tackles vs. USD in his first action in over a year. Missed final 12 games of 2014 due to injury but earned a medical redshirt. 	<table border="1"> <thead> <tr> <th>Year</th> <th>U-A-T</th> <th>TFL-Yds</th> <th>Sk-Yds</th> <th>INT</th> <th>PD</th> <th>F/R</th> </tr> </thead> <tbody> <tr> <td>2015</td> <td>3-0-3</td> <td>0.0-0</td> <td>0.0-0</td> <td>0</td> <td>0</td> <td>0/0</td> </tr> <tr> <td>CAR</td> <td>14-2-16</td> <td>2.0-3</td> <td>2.0-3</td> <td>0</td> <td>1</td> <td>2/0</td> </tr> <tr> <td colspan="7">Car. Highs: Tackles: 3; TFL: 1.0; Sacks: 1.0</td> </tr> </tbody> </table>	Year	U-A-T	TFL-Yds	Sk-Yds	INT	PD	F/R	2015	3-0-3	0.0-0	0.0-0	0	0	0/0	CAR	14-2-16	2.0-3	2.0-3	0	1	2/0	Car. Highs: Tackles: 3; TFL: 1.0; Sacks: 1.0						
	Year	U-A-T	TFL-Yds	Sk-Yds	INT	PD	F/R																									
2015	3-0-3	0.0-0	0.0-0	0	0	0/0																										
CAR	14-2-16	2.0-3	2.0-3	0	1	2/0																										
Car. Highs: Tackles: 3; TFL: 1.0; Sacks: 1.0																																
	#57 Colborn Couchman 6-2, 218, Jr.-2L Scott City, Kan. (Scott Community)	<ul style="list-style-type: none"> LAST GAME: Played vs. TCU (10/10/15) Former walk-on who is a special teams stalwart. Leads team with 6 special teams tackles, including a career-high 4 at UTSA. 	<table border="1"> <thead> <tr> <th>Year</th> <th>U-A-T</th> <th>TFL-Yds</th> <th>Sk-Yds</th> <th>INT</th> <th>PD</th> <th>F/R</th> </tr> </thead> <tbody> <tr> <td>2015</td> <td>6-2-8</td> <td>0.0-0</td> <td>0.0-0</td> <td>0</td> <td>0</td> <td>0/0</td> </tr> <tr> <td>CAR</td> <td>19-8-27</td> <td>0.0-0</td> <td>0.0-0</td> <td>0</td> <td>0</td> <td>0/1</td> </tr> <tr> <td colspan="7">Car. Highs: Tackles: 4</td> </tr> </tbody> </table>	Year	U-A-T	TFL-Yds	Sk-Yds	INT	PD	F/R	2015	6-2-8	0.0-0	0.0-0	0	0	0/0	CAR	19-8-27	0.0-0	0.0-0	0	0	0/1	Car. Highs: Tackles: 4							
Year	U-A-T	TFL-Yds	Sk-Yds	INT	PD	F/R																										
2015	6-2-8	0.0-0	0.0-0	0	0	0/0																										
CAR	19-8-27	0.0-0	0.0-0	0	0	0/1																										
Car. Highs: Tackles: 4																																
NB		#10 Donnie Starks 6-0, 180, Jr.-1L Crosby, Texas (Crosby)	<ul style="list-style-type: none"> LAST GAME: 5 tackles, 1 PD vs. TCU (10/10/15) Set career high with 11 tackles at Oklahoma State. Primary backup at nickelback in 2014 who has started every game in 2015. 	<table border="1"> <thead> <tr> <th>Year</th> <th>U-A-T</th> <th>TFL-Yds</th> <th>Sk-Yds</th> <th>INT</th> <th>PD</th> <th>F/R</th> </tr> </thead> <tbody> <tr> <td>2015</td> <td>20-10-30</td> <td>0.0-0</td> <td>0.0-0</td> <td>0</td> <td>1</td> <td>0/0</td> </tr> <tr> <td>CAR</td> <td>25-10-25</td> <td>1.0-3</td> <td>0.0-0</td> <td>0</td> <td>1</td> <td>0/0</td> </tr> <tr> <td colspan="7">Car. Highs: Tackles: 11; TFL: 1.0; PD: 1</td> </tr> </tbody> </table>	Year	U-A-T	TFL-Yds	Sk-Yds	INT	PD	F/R	2015	20-10-30	0.0-0	0.0-0	0	1	0/0	CAR	25-10-25	1.0-3	0.0-0	0	1	0/0	Car. Highs: Tackles: 11; TFL: 1.0; PD: 1						
	Year	U-A-T	TFL-Yds	Sk-Yds	INT	PD	F/R																									
2015	20-10-30	0.0-0	0.0-0	0	1	0/0																										
CAR	25-10-25	1.0-3	0.0-0	0	1	0/0																										
Car. Highs: Tackles: 11; TFL: 1.0; PD: 1																																
	#13 Ryan Mack 5-9, 175, So.-SQ Buford, Ga. (Buford)	<ul style="list-style-type: none"> LAST GAME: Played vs. TCU (10/3/15); No stats A walk-on who has seen his first collegiate action in 2015 on kickoff coverage. Helped HS team win three state championships. 	<table border="1"> <thead> <tr> <th>Year</th> <th>U-A-T</th> <th>TFL-Yds</th> <th>Sk-Yds</th> <th>INT</th> <th>PD</th> <th>F/R</th> </tr> </thead> <tbody> <tr> <td>2015</td> <td>0-1-1</td> <td>0.0-0</td> <td>0.0-0</td> <td>0</td> <td>0</td> <td>0/0</td> </tr> <tr> <td>CAR</td> <td>0-1-1</td> <td>0.0-0</td> <td>0.0-0</td> <td>0</td> <td>0</td> <td>0/0</td> </tr> <tr> <td colspan="7">Car. Highs: Tackles: 1</td> </tr> </tbody> </table>	Year	U-A-T	TFL-Yds	Sk-Yds	INT	PD	F/R	2015	0-1-1	0.0-0	0.0-0	0	0	0/0	CAR	0-1-1	0.0-0	0.0-0	0	0	0/0	Car. Highs: Tackles: 1							
Year	U-A-T	TFL-Yds	Sk-Yds	INT	PD	F/R																										
2015	0-1-1	0.0-0	0.0-0	0	0	0/0																										
CAR	0-1-1	0.0-0	0.0-0	0	0	0/0																										
Car. Highs: Tackles: 1																																
CB		#33 Morgan Burns 5-11, 201, Sr.-3L Wichita, Kan. (Trinity Academy)	<ul style="list-style-type: none"> LAST GAME: 6 tackles, 1 PD at Oklahoma State (10/3/15) Has broken up a pass in each of his last 6 games dating back to 2014. Has started 16 of the last 17 games at cornerback. 	<table border="1"> <thead> <tr> <th>Year</th> <th>U-A-T</th> <th>TFL-Yds</th> <th>Sk-Yds</th> <th>INT</th> <th>PD</th> <th>F/R</th> </tr> </thead> <tbody> <tr> <td>2015</td> <td>12-2-14</td> <td>0.0-0</td> <td>0.0-0</td> <td>0</td> <td>4</td> <td>0/0</td> </tr> <tr> <td>CAR</td> <td>69-13-82</td> <td>3.0-11</td> <td>1.0-8</td> <td>3</td> <td>14</td> <td>0/0</td> </tr> <tr> <td colspan="7">Car. Highs: Tackles: 8; TFL: 1.0; Sacks: 1.0; INT: 1</td> </tr> </tbody> </table>	Year	U-A-T	TFL-Yds	Sk-Yds	INT	PD	F/R	2015	12-2-14	0.0-0	0.0-0	0	4	0/0	CAR	69-13-82	3.0-11	1.0-8	3	14	0/0	Car. Highs: Tackles: 8; TFL: 1.0; Sacks: 1.0; INT: 1						
	Year	U-A-T	TFL-Yds	Sk-Yds	INT	PD	F/R																									
2015	12-2-14	0.0-0	0.0-0	0	4	0/0																										
CAR	69-13-82	3.0-11	1.0-8	3	14	0/0																										
Car. Highs: Tackles: 8; TFL: 1.0; Sacks: 1.0; INT: 1																																
	#5 Jesse Mack 6-0, 180, Jr.-SQ Spartanburg, S.C. (Highland CC)	<ul style="list-style-type: none"> LAST GAME: 2 tackles vs. TCU (10/10/15) Has played in 4 career games, including 3 this season. Ranked No. 12 among JC cornerbacks by ESPN in class of 2014. 	<table border="1"> <thead> <tr> <th>Year</th> <th>U-A-T</th> <th>TFL-Yds</th> <th>Sk-Yds</th> <th>INT</th> <th>PD</th> <th>F/R</th> </tr> </thead> <tbody> <tr> <td>2015</td> <td>5-0-5</td> <td>0.0-0</td> <td>0.0-0</td> <td>0</td> <td>1</td> <td>0/0</td> </tr> <tr> <td>CAR</td> <td>5-0-5</td> <td>0.0-0</td> <td>0.0-0</td> <td>0</td> <td>1</td> <td>0/0</td> </tr> <tr> <td colspan="7">Car. Highs: Tackles: 2; PD: 1</td> </tr> </tbody> </table>	Year	U-A-T	TFL-Yds	Sk-Yds	INT	PD	F/R	2015	5-0-5	0.0-0	0.0-0	0	1	0/0	CAR	5-0-5	0.0-0	0.0-0	0	1	0/0	Car. Highs: Tackles: 2; PD: 1							
Year	U-A-T	TFL-Yds	Sk-Yds	INT	PD	F/R																										
2015	5-0-5	0.0-0	0.0-0	0	1	0/0																										
CAR	5-0-5	0.0-0	0.0-0	0	1	0/0																										
Car. Highs: Tackles: 2; PD: 1																																
SS		#24 Nate Jackson 5-11, 185, Sr.-1L Daly City, Calif. (College of San Mateo)	<ul style="list-style-type: none"> LAST GAME: 3 tackles, 1 PD vs. TCU (10/10/15) Started the 2015 opener at cornerback and last 4 games at safety. Totaled 7 tackles at UTSA to set a new career high. 	<table border="1"> <thead> <tr> <th>Year</th> <th>U-A-T</th> <th>TFL-Yds</th> <th>Sk-Yds</th> <th>INT</th> <th>PD</th> <th>F/R</th> </tr> </thead> <tbody> <tr> <td>2015</td> <td>15-7-22</td> <td>0.0-0</td> <td>0.0-0</td> <td>0</td> <td>2</td> <td>0/0</td> </tr> <tr> <td>CAR</td> <td>27-8-35</td> <td>0.0-0</td> <td>0.0-0</td> <td>0</td> <td>5</td> <td>0/0</td> </tr> <tr> <td colspan="7">Car. Highs: Tackles: 7; PD: 2</td> </tr> </tbody> </table>	Year	U-A-T	TFL-Yds	Sk-Yds	INT	PD	F/R	2015	15-7-22	0.0-0	0.0-0	0	2	0/0	CAR	27-8-35	0.0-0	0.0-0	0	5	0/0	Car. Highs: Tackles: 7; PD: 2						
	Year	U-A-T	TFL-Yds	Sk-Yds	INT	PD	F/R																									
2015	15-7-22	0.0-0	0.0-0	0	2	0/0																										
CAR	27-8-35	0.0-0	0.0-0	0	5	0/0																										
Car. Highs: Tackles: 7; PD: 2																																
	#21 Kendall Adams 6-1, 213, Fr.-RS Fort Worth, Texas (All Saints Episcopal)	<ul style="list-style-type: none"> LAST GAME: Played at Oklahoma State (10/3/15); No stats Played in the first 4 games of 2015. Regarded as the 67th-best safety nationally in the class of 2014. 	<table border="1"> <thead> <tr> <th>Year</th> <th>U-A-T</th> <th>TFL-Yds</th> <th>Sk-Yds</th> <th>INT</th> <th>PD</th> <th>F/R</th> </tr> </thead> <tbody> <tr> <td>2015</td> <td>2-0-2</td> <td>0.0-0</td> <td>0.0-0</td> <td>0</td> <td>0</td> <td>0/0</td> </tr> <tr> <td>CAR</td> <td>2-0-2</td> <td>0.0-0</td> <td>0.0-0</td> <td>0</td> <td>0</td> <td>0/0</td> </tr> <tr> <td colspan="7">Car. Highs: Tackles: 2</td> </tr> </tbody> </table>	Year	U-A-T	TFL-Yds	Sk-Yds	INT	PD	F/R	2015	2-0-2	0.0-0	0.0-0	0	0	0/0	CAR	2-0-2	0.0-0	0.0-0	0	0	0/0	Car. Highs: Tackles: 2							
Year	U-A-T	TFL-Yds	Sk-Yds	INT	PD	F/R																										
2015	2-0-2	0.0-0	0.0-0	0	0	0/0																										
CAR	2-0-2	0.0-0	0.0-0	0	0	0/0																										
Car. Highs: Tackles: 2																																
FS		#4 Kaleb Prewett 6-1, 204, So.-1L Blue Springs, Mo. (Blue Springs)	<ul style="list-style-type: none"> LAST GAME: 3 tackles vs. TCU (10/10/15) Played in 6 games in 2014 before starting all 5 games to open 2015. HS teammate of current Wildcats Elijah Lee and Dalvin Warmack. 	<table border="1"> <thead> <tr> <th>Year</th> <th>U-A-T</th> <th>TFL-Yds</th> <th>Sk-Yds</th> <th>INT</th> <th>PD</th> <th>F/R</th> </tr> </thead> <tbody> <tr> <td>2015</td> <td>21-5-26</td> <td>0.0-0</td> <td>0.0-0</td> <td>0</td> <td>1</td> <td>0/0</td> </tr> <tr> <td>CAR</td> <td>21-5-26</td> <td>0.0-0</td> <td>0.0-0</td> <td>0</td> <td>1</td> <td>0/0</td> </tr> <tr> <td colspan="7">Car. Highs: Tackles: 9</td> </tr> </tbody> </table>	Year	U-A-T	TFL-Yds	Sk-Yds	INT	PD	F/R	2015	21-5-26	0.0-0	0.0-0	0	1	0/0	CAR	21-5-26	0.0-0	0.0-0	0	1	0/0	Car. Highs: Tackles: 9						
	Year	U-A-T	TFL-Yds	Sk-Yds	INT	PD	F/R																									
2015	21-5-26	0.0-0	0.0-0	0	1	0/0																										
CAR	21-5-26	0.0-0	0.0-0	0	1	0/0																										
Car. Highs: Tackles: 9																																
	#29 Sean Newlan 6-2, 204, So.-1L Prairie View, Kan. (Phillipsburg)	<ul style="list-style-type: none"> LAST GAME: 5 tackles vs. TCU (10/10/15) Carded career-high 5 tackles vs. TCU, seeing his most significant time on DEF. Former walk-on who has played in each of the last 17 games. 	<table border="1"> <thead> <tr> <th>Year</th> <th>U-A-T</th> <th>TFL-Yds</th> <th>Sk-Yds</th> <th>INT</th> <th>PD</th> <th>F/R</th> </tr> </thead> <tbody> <tr> <td>2015</td> <td>9-1-10</td> <td>0.0-0</td> <td>0.0-0</td> <td>0</td> <td>0</td> <td>0/0</td> </tr> <tr> <td>CAR</td> <td>14-2-16</td> <td>0.0-0</td> <td>0.0-0</td> <td>0</td> <td>0</td> <td>0/0</td> </tr> <tr> <td colspan="7">Car. Highs: Tackles: 5</td> </tr> </tbody> </table>	Year	U-A-T	TFL-Yds	Sk-Yds	INT	PD	F/R	2015	9-1-10	0.0-0	0.0-0	0	0	0/0	CAR	14-2-16	0.0-0	0.0-0	0	0	0/0	Car. Highs: Tackles: 5							
Year	U-A-T	TFL-Yds	Sk-Yds	INT	PD	F/R																										
2015	9-1-10	0.0-0	0.0-0	0	0	0/0																										
CAR	14-2-16	0.0-0	0.0-0	0	0	0/0																										
Car. Highs: Tackles: 5																																
CB		#7 Danzel McDaniel (dan-ZEL) 6-1, 205, Sr.-1L Dolton, Ill. (Dodge City CC)	<ul style="list-style-type: none"> LAST GAME: 1 tackle vs. TCU (10/10/15) Named to Nagurski Trophy watch list and a Preseason All-Big 12 pick. Recorded a 5-yard interception return TD in K-State's win at OU in 2014. 	<table border="1"> <thead> <tr> <th>Year</th> <th>U-A-T</th> <th>TFL-Yds</th> <th>Sk-Yds</th> <th>INT</th> <th>PD</th> <th>F/R</th> </tr> </thead> <tbody> <tr> <td>2015</td> <td>16-2-18</td> <td>0.0-0</td> <td>0.0-0</td> <td>0</td> <td>1</td> <td>0/1</td> </tr> <tr> <td>CAR</td> <td>67-10-77</td> <td>5.0-25</td> <td>1.0-11</td> <td>1</td> <td>5</td> <td>2/1</td> </tr> <tr> <td colspan="7">Car. Highs: Tackles: 9; TFL: 2.0; Sack: 1.0; INT: 1</td> </tr> </tbody> </table>	Year	U-A-T	TFL-Yds	Sk-Yds	INT	PD	F/R	2015	16-2-18	0.0-0	0.0-0	0	1	0/1	CAR	67-10-77	5.0-25	1.0-11	1	5	2/1	Car. Highs: Tackles: 9; TFL: 2.0; Sack: 1.0; INT: 1						
	Year	U-A-T	TFL-Yds	Sk-Yds	INT	PD	F/R																									
2015	16-2-18	0.0-0	0.0-0	0	1	0/1																										
CAR	67-10-77	5.0-25	1.0-11	1	5	2/1																										
Car. Highs: Tackles: 9; TFL: 2.0; Sack: 1.0; INT: 1																																
	#8 Duke Shelley 5-9, 160, Fr.-HS Tucker, Ga. (Tucker)	<ul style="list-style-type: none"> LAST GAME: 1 tackle vs. TCU (10/10/15) Earned first-career action and start vs. TCU, first true FR to start at CB since 2006. Viewed as 22nd-best CB nationally in class of 2015 by Rivals.com. 	<table border="1"> <thead> <tr> <th>Year</th> <th>U-A-T</th> <th>TFL-Yds</th> <th>Sk-Yds</th> <th>INT</th> <th>PD</th> <th>F/R</th> </tr> </thead> <tbody> <tr> <td>2015</td> <td>1-0-1</td> <td>0.0-0</td> <td>0.0-0</td> <td>0</td> <td>0</td> <td>0/0</td> </tr> <tr> <td>CAR</td> <td>1-0-1</td> <td>0.0-0</td> <td>0.0-0</td> <td>0</td> <td>0</td> <td>0/0</td> </tr> <tr> <td colspan="7">Car. Highs: Tackles: 1</td> </tr> </tbody> </table>	Year	U-A-T	TFL-Yds	Sk-Yds	INT	PD	F/R	2015	1-0-1	0.0-0	0.0-0	0	0	0/0	CAR	1-0-1	0.0-0	0.0-0	0	0	0/0	Car. Highs: Tackles: 1							
Year	U-A-T	TFL-Yds	Sk-Yds	INT	PD	F/R																										
2015	1-0-1	0.0-0	0.0-0	0	0	0/0																										
CAR	1-0-1	0.0-0	0.0-0	0	0	0/0																										
Car. Highs: Tackles: 1																																

PK	OR	<p>#3 Jack Cantele 6-0, 175, Sr.-2L Wichita, Kan. (Kapaun Mt. Carmel)</p>	<ul style="list-style-type: none"> LAST GAME: 1-for-1 FG, 6-for-6 XP vs. TCU (10/10/15) Named Big 12 Player of the Week and Groza Award Star of the Week after LA Tech game. Ranks 10th in school history in field goals and 9th extra points made. 	<table border="1"> <thead> <tr> <th>Year</th> <th>FGM-A</th> <th>Pct.</th> <th>LG</th> <th>XPM-A</th> <th>Pct.</th> </tr> </thead> <tbody> <tr> <td>2015</td> <td>8-9</td> <td>88.9</td> <td>44</td> <td>15-15</td> <td>100.0</td> </tr> <tr> <td>CAR</td> <td>24-31</td> <td>77.4</td> <td>44</td> <td>66-68</td> <td>97.1</td> </tr> <tr> <td colspan="6">Car. Highs: FG: 4; XP: 7</td> </tr> </tbody> </table>	Year	FGM-A	Pct.	LG	XPM-A	Pct.	2015	8-9	88.9	44	15-15	100.0	CAR	24-31	77.4	44	66-68	97.1	Car. Highs: FG: 4; XP: 7					
		Year	FGM-A	Pct.	LG	XPM-A	Pct.																					
2015	8-9	88.9	44	15-15	100.0																							
CAR	24-31	77.4	44	66-68	97.1																							
Car. Highs: FG: 4; XP: 7																												
<p>#16 Matthew McCrane 5-10, 165, So.-1L Brownwood, Texas (Brownwood)</p>	<ul style="list-style-type: none"> LAST GAME: 1 XP at UTSA (9/12/15) A Lou Groza Award watch list member and 2015 Preseason All-Big 12 honoree. Holds the school record for FG % and is tops nationally among active players. 	<table border="1"> <thead> <tr> <th>Year</th> <th>FGM-A</th> <th>Pct.</th> <th>LG</th> <th>XPM-A</th> <th>Pct.</th> </tr> </thead> <tbody> <tr> <td>2015</td> <td>2-2</td> <td>100.0</td> <td>28</td> <td>5-5</td> <td>100.0</td> </tr> <tr> <td>CAR</td> <td>20-21</td> <td>95.2</td> <td>53</td> <td>46-47</td> <td>97.8</td> </tr> <tr> <td colspan="6">Car. Highs: FG: 4; XP: 7</td> </tr> </tbody> </table>	Year	FGM-A	Pct.	LG	XPM-A	Pct.	2015	2-2	100.0	28	5-5	100.0	CAR	20-21	95.2	53	46-47	97.8	Car. Highs: FG: 4; XP: 7							
Year	FGM-A	Pct.	LG	XPM-A	Pct.																							
2015	2-2	100.0	28	5-5	100.0																							
CAR	20-21	95.2	53	46-47	97.8																							
Car. Highs: FG: 4; XP: 7																												
KO		<p>#40 Ian Patterson 6-0, 211, Jr.-2L Columbia, Mo. (Rock Bridge)</p>	<ul style="list-style-type: none"> LAST GAME: 5 KOs, 61.2 yd avg vs. TCU (10/10/15) Primary kickoff man for each of the last 27 games dating back to 2013. HS teammate of current Wildcat WR Zach Reuter. 	<table border="1"> <thead> <tr> <th>Year</th> <th>No.</th> <th>Yards</th> <th>Avg.</th> <th>TB</th> </tr> </thead> <tbody> <tr> <td>2015</td> <td>31</td> <td>1,897</td> <td>61.2</td> <td>6</td> </tr> <tr> <td>CAR</td> <td>160</td> <td>9,811</td> <td>61.3</td> <td>49</td> </tr> <tr> <td colspan="5">Car. Highs: KO: 10; Avg: 64.8; TB: 7</td> </tr> </tbody> </table>	Year	No.	Yards	Avg.	TB	2015	31	1,897	61.2	6	CAR	160	9,811	61.3	49	Car. Highs: KO: 10; Avg: 64.8; TB: 7								
Year	No.	Yards	Avg.	TB																								
2015	31	1,897	61.2	6																								
CAR	160	9,811	61.3	49																								
Car. Highs: KO: 10; Avg: 64.8; TB: 7																												
HLD		<p>#23 Collin Sexton 5-11, 184, Jr.-1L Abilene, Kan. (Abilene)</p>	<ul style="list-style-type: none"> LAST GAME: Held and recorded 2 tackles on kickoff coverage vs. TCU (10/10/15) Holder for each of the last 18 games, while he has made 9 career special teams tackles. Older brother, Curry, was a wide receiver for the Wildcats from 2011-14, while he was a HS teammate of Wildcat OL Cody Whitehair. 																									
		<p>#12 Stanton Weber 6-1, 194, Sr.-3L Overland Park, Kan. (Bishop Miege)</p>	<ul style="list-style-type: none"> LAST GAME: Recorded 1 tackle on kickoff coverage vs. TCU (10/10/15) One of the top special teams players with 15 career special teams tackles. Named a captain for the 2015 season; Son of K-State Sports Network analyst and former K-State QB Stan Weber. 																									
LS		<p>#46 Dalton Converse 5-11, 215, Sr.-2L Clay Center, Kan. (Clay Center)</p>	<ul style="list-style-type: none"> LAST GAME: Snapped vs. TCU (10/10/15) The primary long snapper in 17 games since the beginning of 2014. Voted a player representative for the 2015 season. 	<table border="1"> <thead> <tr> <th>Year</th> <th>Games</th> </tr> </thead> <tbody> <tr> <td>2015</td> <td>5</td> </tr> <tr> <td>CAR</td> <td>20</td> </tr> </tbody> </table>	Year	Games	2015	5	CAR	20																		
	Year	Games																										
2015	5																											
CAR	20																											
		<p>#43 Drew Scott 6-2, 212, So.-SQ Cedar Rapids, Iowa (Xavier)</p>	<ul style="list-style-type: none"> LAST GAME: Snapped vs. South Dakota (9/5/15) Appeared in 4 games last year, serving as primary long snapper in first 3 contests. Successful on all 67 snaps during his junior and senior seasons of high school. 	<table border="1"> <thead> <tr> <th>Year</th> <th>Games</th> </tr> </thead> <tbody> <tr> <td>2015</td> <td>1</td> </tr> <tr> <td>CAR</td> <td>5</td> </tr> </tbody> </table>	Year	Games	2015	1	CAR	5																		
Year	Games																											
2015	1																											
CAR	5																											
P	OR	<p>#14 Nick Walsh 5-11, 212, So.-1L Lyndon, Kan. (Lyndon)</p>	<ul style="list-style-type: none"> LAST GAME: 5 punts, 43.6-yd avg, 3 in20 vs. TCU (10/10/15) Hit a career long 63-yarder vs. TCU, longest by a Wildcat since 2013. Ranks 5th in the Big 12 in punting average. 	<table border="1"> <thead> <tr> <th>Year</th> <th>Punts</th> <th>Yds.</th> <th>Avg.</th> <th>LG</th> <th>I20</th> </tr> </thead> <tbody> <tr> <td>2015</td> <td>23</td> <td>980</td> <td>42.6</td> <td>63</td> <td>4</td> </tr> <tr> <td>CAR</td> <td>67</td> <td>2,796</td> <td>41.7</td> <td>63</td> <td>19</td> </tr> <tr> <td colspan="6">Car. Highs: Punts: 9; Avg: 49.2; I20: 5</td> </tr> </tbody> </table>	Year	Punts	Yds.	Avg.	LG	I20	2015	23	980	42.6	63	4	CAR	67	2,796	41.7	63	19	Car. Highs: Punts: 9; Avg: 49.2; I20: 5					
		Year	Punts	Yds.	Avg.	LG	I20																					
2015	23	980	42.6	63	4																							
CAR	67	2,796	41.7	63	19																							
Car. Highs: Punts: 9; Avg: 49.2; I20: 5																												
		<p>#9 Mitch Lochbihler (LOCK-bee-lur) 6-7, 240, So.-SQ Charlotte, N.C. (Charlotte Catholic)</p>	<ul style="list-style-type: none"> LAST GAME: 2 punts, 48.5-yard avg, 2 in20 vs. Louisiana Tech (9/19/15) Attempted first punt in over a year against Louisiana Tech. Carded a career-best average, long punt and punts inside the 20 vs. LA Tech. 	<table border="1"> <thead> <tr> <th>Year</th> <th>Punts</th> <th>Yds.</th> <th>Avg.</th> <th>LG</th> <th>I20</th> </tr> </thead> <tbody> <tr> <td>2015</td> <td>2</td> <td>97</td> <td>48.5</td> <td>50</td> <td>2</td> </tr> <tr> <td>CAR</td> <td>4</td> <td>173</td> <td>43.2</td> <td>50</td> <td>2</td> </tr> <tr> <td colspan="6">Car. Highs: Punts: 2; Yds: 97; Avg: 48.5; I20: 2</td> </tr> </tbody> </table>	Year	Punts	Yds.	Avg.	LG	I20	2015	2	97	48.5	50	2	CAR	4	173	43.2	50	2	Car. Highs: Punts: 2; Yds: 97; Avg: 48.5; I20: 2					
Year	Punts	Yds.	Avg.	LG	I20																							
2015	2	97	48.5	50	2																							
CAR	4	173	43.2	50	2																							
Car. Highs: Punts: 2; Yds: 97; Avg: 48.5; I20: 2																												
KOR		<p>#33 Morgan Burns 5-11, 201, Sr.-3L Wichita, Kan. (Trinity Academy)</p>	<ul style="list-style-type: none"> LAST GAME RETURNING: 3 ret, 66 yds at Oklahoma State (10/3/15) A 2015 Preseason All-Big 12 kick returner who ranks 3rd in the nation in KOR. Returned the season-opening KO for a TD, believed to be the first in school history. 	<table border="1"> <thead> <tr> <th>Year</th> <th>Ret.</th> <th>Yds.</th> <th>Avg.</th> <th>TD</th> <th>LG</th> </tr> </thead> <tbody> <tr> <td>2015</td> <td>9</td> <td>303</td> <td>33.7</td> <td>1</td> <td>100</td> </tr> <tr> <td>CAR</td> <td>26</td> <td>737</td> <td>28.3</td> <td>2</td> <td>100</td> </tr> <tr> <td colspan="6">Car. Highs: Ret: 6; Yds: 105; TD: 1</td> </tr> </tbody> </table>	Year	Ret.	Yds.	Avg.	TD	LG	2015	9	303	33.7	1	100	CAR	26	737	28.3	2	100	Car. Highs: Ret: 6; Yds: 105; TD: 1					
	Year	Ret.	Yds.	Avg.	TD	LG																						
2015	9	303	33.7	1	100																							
CAR	26	737	28.3	2	100																							
Car. Highs: Ret: 6; Yds: 105; TD: 1																												
		<p>#4 Dominique Heath 5-9, 175, Fr.-RS Huntersville, N.C. (Hopewell)</p>	<ul style="list-style-type: none"> LAST GAME RETURNING: 1 ret, 18 yds vs. TCU (10/10/15) Returned a kickoff 18 yards vs. TCU and a sky kick 7 yards vs. LA Tech. Recorded 193 yards in kickoff returns during 2015 spring game. 	<table border="1"> <thead> <tr> <th>Year</th> <th>Ret.</th> <th>Yds.</th> <th>Avg.</th> <th>TD</th> <th>LG</th> </tr> </thead> <tbody> <tr> <td>2015</td> <td>2</td> <td>25</td> <td>12.5</td> <td>0</td> <td>18</td> </tr> <tr> <td>CAR</td> <td>2</td> <td>25</td> <td>12.5</td> <td>0</td> <td>18</td> </tr> <tr> <td colspan="6">Car. Highs: Ret: 1; Yds: 18</td> </tr> </tbody> </table>	Year	Ret.	Yds.	Avg.	TD	LG	2015	2	25	12.5	0	18	CAR	2	25	12.5	0	18	Car. Highs: Ret: 1; Yds: 18					
Year	Ret.	Yds.	Avg.	TD	LG																							
2015	2	25	12.5	0	18																							
CAR	2	25	12.5	0	18																							
Car. Highs: Ret: 1; Yds: 18																												
PR		<p>#4 Dominique Heath 5-9, 175, Fr.-RS Huntersville, N.C. (Hopewell)</p>	<ul style="list-style-type: none"> LAST GAME RETURNING: 2 ret, 18 yds vs. TCU (10/10/15) Has 2 returns of 20 or more yards, including career-long 58-yarder vs. LA Tech. A 2015 Preseason All-Big 12 pick as a returner. 	<table border="1"> <thead> <tr> <th>Year</th> <th>Ret.</th> <th>Yds.</th> <th>Avg.</th> <th>TD</th> <th>LG</th> </tr> </thead> <tbody> <tr> <td>2015</td> <td>10</td> <td>96</td> <td>9.6</td> <td>0</td> <td>58</td> </tr> <tr> <td>CAR</td> <td>10</td> <td>96</td> <td>9.6</td> <td>0</td> <td>58</td> </tr> <tr> <td colspan="6">Car. Highs: Ret: 3; Yds: 52</td> </tr> </tbody> </table>	Year	Ret.	Yds.	Avg.	TD	LG	2015	10	96	9.6	0	58	CAR	10	96	9.6	0	58	Car. Highs: Ret: 3; Yds: 52					
Year	Ret.	Yds.	Avg.	TD	LG																							
2015	10	96	9.6	0	58																							
CAR	10	96	9.6	0	58																							
Car. Highs: Ret: 3; Yds: 52																												

IT'S ALL ABOUT FAMILY

The word "family" is synonymous with K-State, and that is evidenced by the fact that many current Wildcat players have family connections to the program, while others have pro or college connections.

K-STATE FOOTBALL CONNECTIONS

Morgan Burns	Brother, Tyler , was a member of K-State's 2015 signing class.
Jack Cantele	Brother, Anthony , kicked at K-State from 2010-12.
Myles and Mitch Copeland	Both brothers on the team.
Winston Dimel	Father, Dana , played offensive line at K-State 1985-86 and is the current Wildcat co-offensive coordinator.
Bryce English	Father, Lee , played at North Texas State in 1978 when Bill Snyder was on staff.
Denzel Gooslyb	Two cousins, Jarard Milo (DB, 2011-12) and Brian Gooslyb (FB, 1995-98) played at K-State.
Da'Marrio Jackson-Smith	Father, Mario , was a free safety at K-State from 1993-96, helping the Wildcats earn four bowl berths and earning All-Big 12 honors in 1996.
Kyle Klein	Brother, Collin , was a quarterback at K-State from 2009-12 and is current offensive graduate assistant.
Dalton Schoen	Brother, Mason , is a sophomore on the K-State basketball team.
Matt Seiwert	Brother, Darrin , lettered at K-State from 2007-08.
Collin Sexton	Brother, Curry , lettered at K-State from 2011-14.
Stanton Weber	Father, Stan , played quarterback at K-State from 1980-84 and is current analyst on the K-State Sports Network.

PROFESSIONAL/COLLEGE FOOTBALL CONNECTIONS

Marquel Bryant	Cousin, Dez Bryant , played at Oklahoma State and is a current wide receiver for the Dallas Cowboys.
Blaise Gammon	Father, Kendall , played at Pittsburg (Kan.) State and was a Pro Bowl long snapper who played 15 seasons in the NFL, including the final seven with the Kansas City Chiefs. Kendall is the current sideline reporter for the Chiefs.
DeAndre Goolsby	In addition to his K-State connections, another cousin, DeAndre Goolsby , is a sophomore tight end at Florida.
Glenn Gronkowski	Has three brothers who have played in the NFL - Chris , Dan and Rob . Rob is currently a tight end for the New England Patriots.
Charmeachealle Moore	Father, Charmeachealle , lettered at Baylor in 1990.
Reid Najvar	Brother, Jordan , played at Baylor from 2010-13 after redshirting at Stanford in 2009 and is a current tight end for the Dallas Cowboys.

PRONUNCIATIONS


PLAYERS

AJHANE BRAGER	uh-ZHAWN-ee BRAY-gur
MARQUEL Bryant	mar-QWELL
DEANTE Burton	DEE-on-tay
Jack CANTELE	can-TELL-ee
Winston DIMEL	DIM-ul
Scott FRANTZ	FRANCE
Glenn GRONKOWSKI	gron-COW-ski
DEMONTÉ Hood	da-MON-tay
Joe HUBENER	HUEB-ner
TERRALE Johnson	tor-RELL
Matt KLEINSORGE	KLEIN-sor-gee
Jarvis LEVERETT	LEV-ret

Mitch LOCHBIHLER	LOCK-bee-lur
DANZEL McDaniel	dan-ZEL
CHARMEACHEALLE Moore	sure-MIKE-you-well
Reid NAVVAR	NYE-vuhr
Dalton RISNER	RISE-ner
Zach REUTER	ROY-ter
Matt SEIWERT	SYE-wert
Boston STIVERSON	STYE-ver-son

COACHES

Dana DIMEL	DIM-ul
Blake SEILER	SYE-lur




Andre DAVIS **2**
WR • 6-0 • 203 • Sr.-1L
 Baltimore, Md.
 (Santa Rosa JC)

- An athletic player who saw limited action on offense last year but has contributed more on offense with six receptions for 80 yards after just 2 catches for 14 yards entering the year.

DAVIS' GAME-BY-GAME STATS						
Date	Opponent	No	Yds	TD	LG	
11/20/14	at West Virginia	1	5	0	5	
11/29/14	KANSAS	1	9	0	9	
9/12/15	at UTSA	4	73	0	36	
10/3/15	at Oklahoma State	2	7	0	12	

Bold Italics denotes career high

DAVIS' CAREER STATS						
Year	G/S	No	Yds	Avg	TD	Lg
2014	13/0	2	14	7.0	0	9
2015	3/1	6	80	13.3	0	36
TOTAL	16/1	8	94	11.8	0	36



Jack CANTELE **3**
PK • 6-0 • 175 • Sr.-2L
 Wichita, Kan.
 (Kapaun Mt. Carmel)


- Came off the bench at UTSA due to injury and has made 8-of-9 FGs and all 15 extra points this year.
- Leads the Big 12 and ranks 4th nationally in field goals.
- Also ranks 2nd in the Big 12 and 14th nationally in FG %.
- Earned Big 12 Special Teams Player of the Week and Lou Groza Award Star of the Week honors following the LA Tech game when he made all 4 FGs, including a career-long tying 44-yarder to send game into 3rd OT.
- His 4 FGs vs. LA Tech tied for 2nd in school history.
- Ranks 9th in school history in XP made (66) and 10th in FG (24).
- Younger brother of **Anthony Cantele**, who kicked for the Wildcats from 2010-12.

CANTELE'S GAME-BY-GAME STATS					
Date	Opponent	FGM-A	Sequence	XPM-A	
8/30/13	NORTH DAKOTA STATE	0-0		3-3	
9/7/13	LOUISIANA	2-2	(29), (27)	6-6	
9/14/13	UMASS	1-1	(42)	4-5	
9/21/13	at Texas	0-0		3-3	
10/5/13	at Oklahoma State	0-0		3-3	
10/12/13	BAYLOR	2-3	(24), (32), (41)	1-1	
10/26/13	WEST VIRGINIA	0-0		5-5	
11/2/13	IOWA STATE	2-3	(44), (51), (42)	5-5	
11/9/13	at Texas Tech	0-0		7-7	
11/16/13	TCU	4-4	(31), (34), (23), (41)	3-3	
8/30/14	STEPHEN F. AUSTIN	2-3	45, (43), (38)	6-6	
9/6/14	at Iowa State	2-2	(27), (41)	2-2	
9/18/14	AUBURN	0-3	41, 42, 22	1-1	
9/27/14	UTEP	0-0		0-1	
10/4/14	TEXAS TECH	0-0		1-1	
11/29/14	KANSAS	1-1	(39)	1-1	
9/12/15	at UTSA	3-3	(29), (27), (21)	2-2	
9/19/15	LOUISIANA TECH	4-4	(33), (38), (20), (44)	3-3	
10/3/15	at Oklahoma State	0-1	37	4-4	
10/10/15	TCU	1-1	(37)	6-6	

() Indicates made FG

Bold Italics denotes career high

CANTELE'S CAREER STATS							
Year	FGM-A	PCT.	1-19	20-29	30-39	40-49	50+
2013	11-13	84.6	0-0	4-4	3-3	4-5	0-1
2014	5-9	55.6	0-0	1-2	2-2	2-5	0-0
2015	8-9	88.9	0-0	4-4	3-4	1-1	0-0
TOTAL	24-31	77.4	0-0	9-10	8-9	7-11	0-1



Dominique HEATH **4**
WR • 5-9 • 175 • Fr.-RS
 Huntersville, N.C.
 (Hopewell)

- A dynamic playmaker who has played in all 5 games with 3 starts at WR while also serving as a returner.
- Earned Preseason All-Big 12 honors as a returner by Phil Steele.
- Needs 4 catches and 36 yards to move into top-5 in school history among freshmen.
- Caught first-career TD in 1st OT vs. LA Tech.

HEATH'S GAME-BY-GAME RECEIVING						
Date	Opponent	No	Yds	TD	LG	
9/5/15	SOUTH DAKOTA	3	54	0	43	
9/12/15	at UTSA	3	25	0	10	
9/19/15	LOUISIANA TECH	2	42	1	22	
10/3/15	at Oklahoma State	3	49	0	36	
10/10/15	TCU	3	26	0	10	

Bold Italics denotes career high

HEATH'S GAME-BY-GAME PUNT RET.						
Date	Opponent	No	Yds	TD	LG	
9/5/15	SOUTH DAKOTA	3	52	0	31	
9/12/15	at UTSA	3	1	0	2	
9/19/15	LOUISIANA TECH	2	25	0	58	
10/10/15	TCU	2	18	0	18	

Bold Italics denotes career high

HEATH'S CAREER REC. STATS						
Year	G/S	No	Yds	Avg	TD	Lg
2015	5/3	14	196	14.0	1	43
TOTAL	5/3	14	196	14.0	1	43

HEATH'S CAREER PUNT RET. STATS						
Year	G	No	Yds	Avg	TD	Lg
2015	5	10	96	9.6	0	58
TOTAL	5	10	96	9.6	0	58



Kaleb PREWETT **4**
DB • 6-1 • 204 • So.-1L
 Blue Springs, Mo.
 (Blue Springs)

- A physical and athletic player who has started each of the first 5 games of 2015.
- Ranks 3rd on the team in tackles after a career-high 9 stops at Oklahoma State.
- High school teammates with current Wildcats **Elijah Lee** and **Dalvin Warmack**.

PREWETT'S GAME-BY-GAME STATS									
Date	Opponent	UA-AT-TT	TFL	SACK	INT	PD	F/R		
9/5/15	SOUTH DAKOTA	5-0-5	0.0-0	0.0-0	0	0	0	0	0/0
9/12/15	at UTSA	2-2-4	0.0-0	0.0-0	0	1	0	0	0/0
9/19/15	LOUISIANA TECH	5-0-5	0.0-0	0.0-0	0	0	0	0	0/0
10/3/15	at Oklahoma St.	6-3-9	0.0-0	0.0-0	0	0	0	0	0/0
10/10/15	TCU	3-0-3	0.0-0	0.0-0	0	0	0	0	0/0

Bold Italics denotes career high

PREWETT'S CAREER STATS							
Year	G/S	UA-AA-TT	TFL	SACK	INT	PD	F/R
2014	6/0	0-0-0	0.0-0	0.0-0	0	0	0/0
2015	6/6	21-5-26	0.0-0	0.0-0	0	1	0/0
TOTAL	12/6	21-5-26	0.0-0	0.0-0	0	1	0/0




Deante BURTON **6**
WR • 6-2 • 205 • Jr.-2L
 Manhattan, Kan.
 (Manhattan)

- A local product who has improved each season.
- Picked up his first-career TD reception in the 2015 opener.
- Set career highs in catches and yards vs. TCU.
- Appeared in all 13 games, making nine starts, in 2014.

BURTON'S GAME-BY-GAME STATS						
Date	Opponent	No	Yds	TD	LG	
8/30/14	STEPHEN F. AUSTIN	3	40	0	25	
9/6/14	at Iowa State	2	19	0	12	
9/18/14	AUBURN	2	16	0	10	
10/4/14	TEXAS TECH	1	11	0	11	
10/25/14	TEXAS	4	55	0	18	
11/1/14	OKLAHOMA STATE	3	23	0	15	
11/8/14	at TCU	1	0	0	0	
11/20/14	at West Virginia	1	7	0	7	
9/5/15	SOUTH DAKOTA	2	35	1	24	
9/12/15	at UTSA	1	31	0	31	
9/19/15	LOUISIANA TECH	5	58	0	19	
10/3/15	at Oklahoma State	2	33	1	17	
10/10/15	TCU	5	65	0	17	

Bold Italics denotes career high

BURTON'S CAREER STATS						
Year	G/S	No	Yds	Avg	TD	Lg
2013	9/0	0	0	0.0	0	0
2014	13/9	17	171	10.1	0	25
2015	5/5	15	222	14.8	2	31
TOTAL	27/14	32	393	12.3	2	31



Danzel MCDANIEL **7**
DB • 6-1 • 205 • Sr.-1L
 Dolton, Ill.
 (Dodge City CC)

- A former community-college transfer who was named to the 2015 watch list for the Bronko Nagurski Trophy.
- Earned Preseason All-Big 12 honors from *Athlon*, *Lindy's* and Phil Steele.

MCDANIEL'S GAME-BY-GAME STATS										
Date	Opponent	UA-AT-TT	TFL	SACK	INT	PD	F/R			
8/30/14	STEPHEN F. AUSTIN	3-0-3	0.0-0	0.0-0	0	0	0	0	0/0	
9/6/14	at Iowa State	3-3-6	1.0-11	1.0-11	0	0	0	0	1/0	
9/18/14	AUBURN	4-0-4	1.0-1	0.0-0	0	1	0	0	0/0	
9/27/14	UTEP	2-0-2	1.0-7	0.0-0	0	0	0	0	0/0	
10/4/14	TEXAS TECH	1-0-1	0.0-0	0.0-0	0	0	0	0	0/0	
10/18/14	at Oklahoma	8-0-8	2.0-6	0.0-0	1	1	0	0	0/0	
10/25/14	TEXAS	3-0-3	0.0-0	0.0-0	0	0	0	0	0/0	
11/1/14	OKLAHOMA ST.	6-0-6	0.0-0	0.0-0	0	0	0	0	0/0	
11/8/14	at TCU	7-2-9	0.0-0	0.0-0	0	0	0	0	0/0	
11/20/14	at West Virginia	6-0-6	0.0-0	0.0-0	0	1	0	0	0/0	
12/6/14	at Baylor	6-1-7	0.0-0	0.0-0	0	0	0	0	1/0	
1/2/15	vs. UCLA	2-2-4	0.0-0	0.0-0	0	1	0	0	0/0	
9/12/15	at UTSA	6-0-6	0.0-0	0.0-0	0	1	0	0	0/0	
9/19/15	LOUISIANA TECH	3-1-4	0.0-0	0.0-0	0	0	0	0	0/0	
10/3/15	at Oklahoma St.	6-1-7	0.0-0	0.0-0	0	0	0	0	0/1	
10/10/15	TCU	1-0-1	0.0-0	0.0-0	0	0	0	0	0/0	

Bold Italics denotes career high

MCDANIEL'S CAREER STATS							
Year	G/S	UA-AT-TT	TFL	SACK	INT	PD	F/R
2014	13/13	51-8-59	5.0-29	1.0-11	1	4	2/0
2015	4/4	16-2-18	0.0-0	0.0-0	0	1	0/1
TOTAL	17/17	67-10-77	5.0-29	1.0-11	1	5	2/1



Joe HUBENER
QB • 6-5 • 211 • Jr.-1L
Cheney, Kan.
(Cheney)

8

- Played a majority of the opener and started the last 4 games.
- Ranks 3rd nationally in yards per completion (15.9).
- Scored 4 rushing TDs vs. TCU to tie for 3rd in school history and 2nd nationally this year among QBs.
- Also set career highs in rushing attempts and yards against the Horned Frogs, becoming first K-State QB with 100-yard passing and rushing since the 2nd game of 2014.
- Averaged 20.25 yards per completion at UTSA, which ranked just outside the top 3 for a game in school history.
- A very accurate deep-ball passer with completions of 64 (Oklahoma St.) and 74 yards (TCU) as the backup last year, while 14 of his 52 completions (26.9 percent) this year have gone for 20 or more yards.
- Started his first-career college game at UTSA, his first start at QB since the JV squad at Cheney High School.

HUBENER'S GAME-BY-GAME PASSING

Date	Opponent	C-A-I	Yds	TD	LG
8/30/14	STEPHEN F. AUSTIN	1-2-0	15	1	15
9/27/14	UTEP	3-4-0	54	0	26
11/1/14	OKLAHOMA STATE	1-5-1	64	0	64
11/8/14	at TCU	2-3-0	85	0	74
11/29/14	KANSAS	2-3-0	17	0	9
9/5/15	SOUTH DAKOTA	9-18-0	147	1	43
9/12/15	at UTSA	12-23-0	243	0	53
9/19/15	LOUISIANA TECH	15-26-0	195	3	31
10/3/15	at Oklahoma State	3-9-1	85	0	72
10/10/15	TCU	13-33-1	157	0	25

Bold Italics denotes career high

HUBENER'S GAME-BY-GAME RUSHING

Date	Opponent	No	Yds	TD	LG
11/2/13	IOWA STATE	2	5	0	4
8/30/14	STEPHEN F. AUSTIN	6	32	0	11
9/27/14	UTEP	4	9	1	5
10/25/14	TEXAS	5	46	0	20
11/1/14	OKLAHOMA STATE	2	14	1	13
11/8/14	at TCU	2	12	1	6
11/29/14	KANSAS	8	29	0	8
9/5/15	SOUTH DAKOTA	9	38	0	16
9/12/15	at UTSA	17	58	1	15
9/19/15	LOUISIANA TECH	8	9	0	6
10/3/15	at Oklahoma State	4	8	1	11
10/10/15	TCU	26	111	4	26

Bold Italics denotes career high

HUBENER'S CAREER PASSING STATS

Year	G/S	C-A-I	Pct.	Yds	TD	Lg	Eff.
2013	1/0	0-0-0	0.0	0	0	0	0.0
2014	7/0	9-17-1	52.9	235	1	74	176.7
2015	5/4	52-109-2	47.7	827	4	72	119.9
TOTAL	13/4	61-126-3	48.4	1,062	5	74	127.6

HUBENER'S CAREER RUSHING STATS

YEAR	G/S	NO	YDS	AVG	TD	LG
2013	1/0	2	5	2.5	0	4
2014	7/0	27	142	5.3	3	20
2015	5/4	64	224	3.5	6	26
TOTAL	13/4	93	371	4.0	9	26



Duke SHELLEY
DB • 5-9 • 160 • Fr.-HS
Tucker, Ga.
(Tucker)

8

- A true freshman cornerback who saw his first-career action and earned his first-career start against No. 2 TCU.
- First true FR to start at CB since **Joshua Moore** in 2006.
- Viewed as the 22nd-best CB nationally by Rivals.com and ranked 33rd by ESPN.

SHELLEY'S GAME-BY-GAME STATS

Date	Opponent	UA-AT-TT	TFL	SACK	INT	PD	F/R
10/10/14	TCU	1-0-1	0-0-0	0-0-0	0	0	0/0

Bold Italics denotes career high



Elijah LEE
LB • 6-3 • 218 • So.-1L
Blue Springs, Mo.
(Blue Springs)

9

- A high-motor LB who has earned his first 5 career starts in 2015.
- Had 2 INT vs. TCU, the first K-State LB with 2 in a game since 2002.
- Recorded career-high 12 tackles and career-high tying 2 sacks vs. LA Tech.
- Earned 2015 Preseason All-Big 12 honors from *Athlon* and Phil Steele.
- High school teammates with current Wildcats **Kaleb Prewett** and **Dalvin Warmack**.

LEE'S GAME-BY-GAME STATS

Date	Opponent	UA-AT-TT	TFL	SACK	INT	PD	F/R
8/30/14	STEPHEN F. AUSTIN	2-0-2	2.0-11	2.0-11	0	0	1/0
9/6/14	at Iowa State	0-1-1	0.5-2	0.5-2	0	0	0/0
9/27/14	UTEP	4-0-4	0-0-0	0-0-0	0	0	0/0
11/25/14	TEXAS	3-0-3	1.0-10	1.0-10	0	0	0/0
11/1/14	OKLAHOMA ST.	2-0-2	0-0-0	0-0-0	0	0	0/0
11/20/14	at West Virginia	2-0-2	0-0-0	0-0-0	0	1	0/0
11/29/14	KANSAS	1-0-1	1.0-5	1.0-5	0	0	0/0
12/6/14	at Baylor	0-1-1	0-0-0	0-0-0	0	0	0/0
1/2/15	vs. UCLA	1-2-3	0-0-0	0-0-0	0	0	0/0
9/5/15	SOUTH DAKOTA	3-3-6	0-0-0	0-0-0	0	0	0/0
9/12/15	at UTSA	1-1-2	0-0-0	0-0-0	0	0	0/0
9/19/15	LOUISIANA TECH	10-2-12	3.0-12	2.0-8	0	0	1/0
10/3/15	at Oklahoma St.	2-5-7	0-0-0	0-0-0	0	0	0/0
10/10/15	TCU	3-0-3	1.0-2	0-0-0	2	2	0/0

Bold Italics denotes career high

LEE'S CAREER STATS

Year	G/S	UA-AT-TT	TFL	SACK	INT	PD	F/R
2014	13/0	15-4-19	4.5-28	4.5-28	0	1	1/0
2015	5/5	19-11-30	4.0-14	2.0-8	2	2	1/0
TOTAL	18/5	34-15-49	8.5-42	6.5-36	2	3	2/0



Donnie STARKS
DB • 6-0 • 180 • Jr.-1L
Crosby, Texas
(Crosby)

10

- Started his first 5 career games this season at nickelback.
- Tied for team lead in tackles, including career-high 11 at OSU.

STARKS' GAME-BY-GAME STATS

Date	Opponent	UA-AT-TT	TFL	SACK	INT	PD	F/R
9/27/14	UTEP	3-0-3	0-0-0	0-0-0	0	0	0/0
11/1/14	OKLAHOMA ST.	1-0-1	1.0-3	0-0-0	0	0	0/0
11/29/14	KANSAS	1-0-1	0-0-0	0-0-0	0	0	0/0
9/5/15	SOUTH DAKOTA	2-1-3	0-0-0	0-0-0	0	0	0/0
9/12/15	at UTSA	4-3-7	0-0-0	0-0-0	0	0	0/0
9/19/15	LOUISIANA TECH	3-1-4	0-0-0	0-0-0	0	0	0/0
10/3/15	at Oklahoma St.	6-5-11	0-0-0	0-0-0	0	0	0/0
10/10/15	TCU	5-0-5	0-0-0	0-0-0	0	1	0/0

Bold Italics denotes career high

STARKS' CAREER STATS

Year	G/S	UA-AT-TT	TFL	SACK	INT	PD	F/R
2013	1/0	0-0-0	0-0-0	0-0-0	0	0	0/0
2014	4/0	5-0-5	1.0-3	0-0-0	0	0	0/0
2015	5/5	20-10-30	0-0-0	0-0-0	0	1	0/0
TOTAL	10/5	25-10-35	1.0-3	0-0-0	0	1	0/0



Stanton WEBER
WR • 6-1 • 194 • Sr.-3L
Overland Park, Kan.
(Bishop Miege)

12

- A former walk-on who has worked his way to becoming a captain for the 2015 season and will vie for more playing time at WR.
- Had a tackle, forced fumble and fumble recovery on a punt against South Dakota in the 2015 season opener.
- A two-time First Team Academic All-Big 12 performer who has been nominated with a 4.0 GPA both years.
- Son of **Stan Weber**, a former K-State QB (1980, 83-84) and team captain who is the current color analyst for K-State.



Nick WALSH
P • 5-11 • 212 • So.-1L
Lyndon, Kan.
(Lyndon)

14

- Former walk-on who has been the primary punter since the second game of 2014.
- Set a season high with a 47.5-yard average at Oklahoma State, just 1.7 yards shy of his career high (2014 vs. UCLA).
- Ranks 5th in the Big 12 in punting average.
- Recorded career long 63-yard punt vs. TCU, longest by a Wildcat since **Mark Krause** vs. Iowa State in 2013.
- Made a TD-saving tackle on a punt return vs. LA Tech.
- Earned 2015 Preseason All-Big 12 honors from *Athlon*.

WALSH'S GAME-BY-GAME PUNTING

Date	Opponent	No	Yds	Avg	LG
9/6/14	at Iowa State	4	186	46.5	52
9/18/14	AUBURN	3	136	45.3	56
9/27/14	UTEP	2	89	44.5	48
10/4/14	TEXAS TECH	2	70	35.0	43
10/18/14	at Oklahoma	5	194	38.8	51
10/25/14	TEXAS	4	164	41.0	52
11/1/14	OKLAHOMA STATE	3	110	36.7	40
11/8/14	at TCU	9	341	37.9	55
11/20/14	at West Virginia	4	167	41.8	45
11/29/14	KANSAS	1	32	32.0	32
12/6/14	at Baylor	4	197	49.3	59
1/2/15	vs. UCLA	4	197	49.2	54
9/5/15	SOUTH DAKOTA	4	179	44.8	53
9/12/15	at UTSA	4	147	36.8	40
9/19/15	LOUISIANA TECH	4	151	37.8	55
10/3/15	at Oklahoma State	6	285	47.5	53
10/10/15	TCU	5	218	43.6	63

Bold Italics denotes career high

WALSH'S CAREER STATS

Year	G	No	Yds	Avg	Lg	i20
2014	12	44	1,816	41.3	59	15
2015	5	23	980	42.6	63	4
TOTAL	17	67	2,796	41.7	63	19



Zach REUTER
WR • 6-3 • 190 • Fr.-HS
Columbia, Mo.
(Rock Bridge)

15

- Has seen time in each of the last four games on both special teams and offense.
- Originally signed with K-State in 2014.

REUTER'S GAME-BY-GAME STATS

Date	Opponent	No	Yds	TD	LG
10/10/15	TCU	1	9	0	9

Bold Italics denotes career high



Matthew McCrane **16**
PK • 5-10 • 165 • So.-1L
 Brownwood, Texas
 (Brownwood)

- The nation's most accurate kicker in 2014 (94.7-percent) who went 2-for-2 in the 2015 season opener.
- A Lou Groza Award watch list member who earned Preseason All-Big 12 honors from *Athlon* and Phil Steele.

MCCRANE'S GAME-BY-GAME STATS

Date	Opponent	FGM-A	Sequence	XPM-A
8/30/14	STEPHEN F. AUSTIN	0-0		1-1
9/18/14	AUBURN	0-0		1-1
9/27/14	UTEP	1-1	(25)	7-7
10/4/14	TEXAS TECH	1-1	(27)	5-5
10/18/14	at Oklahoma	1-1	(27)	4-4
10/25/14	TEXAS	3-3	(19), (30), (38)	2-2
11/1/14	OKLAHOMA STATE	2-2	(37), (53)	6-6
11/8/14	at TCU	0-0		2-3
11/20/14	at West Virginia	4-5	(36), (44), (19), 22, (32)	2-2
11/29/14	KANSAS	2-2	(41), (52)	5-5
12/6/14	at Baylor	2-2	(24), (47)	3-3
1/2/15	vs. UCLA	2-2	(47), (29)	3-3
9/5/15	SOUTH DAKOTA	2-2	(23), (28)	4-4
9/12/15	at UTSA	0-0		1-1

() Indicates made FG

Bold Italics denotes career high

MCCRANE'S CAREER STATS

Year	FGM-A	PCT.	1-19	20-29	30-39	40-49	50+
2014	18-19	94.7	2-2	5-6	5-5	4-4	2-2
2015	2-2	100.0	0-0	2-2	0-0	0-0	0-0
TOTAL	20-21	95.2	2-2	7-8	5-5	4-4	2-2



Kody Cook **19**
WR • 6-1 • 200 • Sr.-1L
 Louisburg, Kan.
 (Hutchinson CC)

- Former walk-on from the community-college ranks who has started 15 games at WR.
- Team's leading receiver in yards and TDs entering Oklahoma St. game but ended up playing a majority of the game at QB.
- Became 2nd player in school history with multiple TD passes along with rushing and receiving scores in the same year.
- Hauled in a 31-yard, eventual game-winning TD vs. LA Tech in the 3rd OT.
- Prepped as a QB and WR during redshirt season of 2013.

COOK'S GAME-BY-GAME RECEIVING

Date	Opponent	No	Yds	TD	LG
8/30/14	STEPHEN F. AUSTIN	3	44	1	22
9/6/14	at Iowa State	1	6	0	6
9/18/14	AUBURN	1	20	0	20
10/4/14	TEXAS TECH	2	26	0	16
10/25/14	TEXAS	2	25	0	17
11/8/14	at TCU	2	18	0	13
11/20/14	at West Virginia	2	42	0	32
11/29/14	KANSAS	1	5	0	5
12/6/14	at Baylor	3	39	0	21
1/2/15	vs. UCLA	3	26	0	13
9/5/15	SOUTH DAKOTA	2	41	0	35
9/12/15	at UTSA	2	34	0	27
9/19/15	LOUISIANA TECH	4	73	2	31

Bold Italics denotes career high

COOK'S GAME-BY-GAME PASSING

Date	Opponent	C-A-I	Yds	TD	LG
10/3/15	at Oklahoma State	10-16-0	122	2	36

Bold Italics denotes career high

COOK'S GAME-BY-GAME RUSHING

Date	Opponent	No	Yds	TD	LG
10/3/13	at Oklahoma State	21	87	1	32

Bold Italics denotes career high

COOK'S CAREER RECEIVING STATS

Year	G/S	No	Yds	Avg	TD	Lg
2014	13/12	20	251	12.6	1	32
2015	5/3	8	148	18.5	2	35
TOTAL	18/15	28	399	14.2	3	35



Dante Barnett **22**
DB • 6-1 • 193 • Sr.-3L
 Tulsa, Okla.
 (Booker T. Washington)

- On the watch lists for the Walter Camp Player of the Year Award, Bednarik Award, Nagurski Trophy and Thorpe Award.
- A 2015 Preseason All-Big 12 selection by the league's media, while all major preseason publications named him to their all-conference teams.
- Touted as the fourth-best safety nationally by *Lindy's*.
- Saw a 27-game starting streak snapped at UTSA.
- Has 7 career interceptions, 3 shy of entering the school's top-10 list.
- Has 181 career tackles, 69 shy of becoming the 27th player in school history with 250 career tackles.
- The 2013 Buffalo Wild Wings Bowl Defensive MVP.
- A two-time team captain.

BARNETT'S GAME-BY-GAME STATS

Date	Opponent	UA-AT-TT	TFL	SACK	INT	PD	F/R
9/1/12	MISSOURI STATE	1-0-1	0.0-0	0.0-0	0	0	0/0
9/22/12	at Oklahoma	0-1-1	0.0-0	0.0-0	0	0	0/0
10/13/12	at Iowa State	0-1-1	0.0-0	0.0-0	0	0	0/0
10/20/12	at West Virginia	0-0-0	0.0-0	0.0-0	0	1	0/0
10/27/12	TEXAS TECH	1-1-2	0.0-0	0.0-0	0	0	0/0
11/3/12	OKLAHOMA ST.	1-0-1	0.0-0	0.0-0	0	0	0/0
11/17/12	at Baylor	13-1-14	1.0-6	0.0-0	0	1	0/0
12/1/12	TEXAS	3-1-4	0.0-0	0.0-0	0	1	0/0
8/30/13	N. DAKOTA ST.	4-3-7	1.0-3	0.0-0	1	1	0/0
9/7/13	LOUISIANA	5-4-9	0.0-0	0.0-0	0	2	0/0
9/14/13	UMASS	2-0-2	0.0-0	0.0-0	0	0	0/0
9/21/13	at Texas	5-2-7	0.0-0	0.0-0	0	0	0/0
10/5/13	at Oklahoma St.	6-0-6	0.0-0	0.0-0	0	0	0/0
10/12/13	BAYLOR	2-0-2	0.0-0	0.0-0	0	0	0/0
10/26/13	WEST VIRGINIA	4-0-4	0.0-0	0.0-0	0	0	0/1
11/2/13	IOWA STATE	1-1-2	0.0-0	0.0-0	0	1	0/0
11/9/13	at Texas Tech	4-0-4	0.0-0	0.0-0	0	0	0/0
11/16/13	TCU	8-1-9	0.0-0	0.0-0	0	0	0/0
11/23/13	OKLAHOMA	9-3-12	1.0-4	0.0-0	0	0	0/0
11/30/13	at Kansas	2-1-3	0.0-0	0.0-0	2	2	0/1
12/28/13	vs. Michigan	5-3-8	0.0-0	0.0-0	1	1	0/0
8/30/14	STEPHEN F. AUSTIN	4-0-4	0.0-0	0.0-0	0	0	0/0
9/6/14	at Iowa State	6-0-6	0.0-0	0.0-0	0	0	0/0
9/18/14	AUBURN	4-0-4	0.0-0	0.0-0	0	1	0/0
9/27/14	UTEP	8-4-12	3.0-5	0.0-0	0	0	0/0
10/4/14	TEXAS TECH	5-0-5	1.0-1	0.0-0	0	1	0/0
10/18/14	at Oklahoma	7-4-11	0.0-0	0.0-0	0	0	0/0
10/25/14	TEXAS	2-5-7	0.0-0	0.0-0	0	4	0/0
11/1/14	OKLAHOMA ST.	2-1-3	0.0-0	0.0-0	1	1	0/0
11/8/14	at TCU	1-1-2	0.0-0	0.0-0	0	0	0/0
11/20/14	at West Virginia	6-1-7	0.0-0	0.0-0	1	1	0/0
11/29/14	KANSAS	2-2-4	0.0-0	0.0-0	1	2	0/0
12/6/14	at Baylor	7-1-8	0.0-0	0.0-0	0	0	0/0
1/2/15	vs. UCLA	2-2-4	0.0-0	0.0-0	0	0	0/0
9/5/15	SOUTH DAKOTA	4-1-5	0.0-0	0.0-0	0	0	0/0

Bold Italics denotes career high

BARNETT'S CAREER STATS

Year	G/S	UA-AT-TT	TFL	SACK	INT	PD	F/R
2012	13/2	19-5-24	1.0-6	0.0-0	0	2	0/0
2013	13/13	57-18-75	2.0-7	0.0-0	4	7	0/2
2014	13/13	56-21-77	4.0-6	0.0-0	3	11	0/0
2015	1/1	4-1-5	0.0-0	0.0-0	0	0	0/0
TOTAL	40/29	136-46-181	7.0-19	0.0-0	7	20	0/2



Nate Jackson **24**
DB • 5-11 • 185 • Sr.-1L
 Daly City, Calif.
 (College of San Mateo)

- A versatile player community-college transfer who started a safety in the 2015 Alamo Bowl, cornerback in the season opener vs. USD and safety in the last 4 games.
- Ranks 5th on the team with 22 tackles.

JACKSON'S GAME-BY-GAME STATS

Date	Opponent	UA-AT-TT	TFL	SACK	INT	PD	F/R
8/30/14	STEPHEN F. AUSTIN	2-0-2	0.0-0	0.0-0	0	1	0/0
9/18/14	AUBURN	3-0-3	0.0-0	0.0-0	0	0	0/0
11/20/14	at West Virginia	1-0-1	0.0-0	0.0-0	0	0	0/0
12/6/14	at Baylor	3-0-3	0.0-0	0.0-0	0	0	0/0
1/2/15	vs. UCLA	3-1-4	0.0-0	0.0-0	0	2	0/0
9/5/15	SOUTH DAKOTA	1-0-1	0.0-0	0.0-0	0	0	0/0
9/12/15	at UTSA	3-4-7	0.0-0	0.0-0	0	0	0/0
9/19/15	LOUISIANA TECH	5-1-6	0.0-0	0.0-0	0	1	0/0
10/3/15	at Oklahoma St.	3-2-5	0.0-0	0.0-0	0	0	0/0
10/10/15	TCU	3-0-3	0.0-0	0.0-0	0	1	0/0

Bold Italics denotes career high

JACKSON'S CAREER STATS

Year	G/S	UA-AT-TT	TFL	SACK	INT	PD	F/R
2014	9/2	12-1-13	0.0-0	0.0-0	0	3	0/0
2015	5/5	15-7-22	0.0-0	0.0-0	0	2	0/0
TOTAL	14/7	27-8-35	0.0-0	0.0-0	0	5	0/0



Charles Jones **24**
RB • 5-10 • 206 • Jr.-1L
 Mandeville, La.
 (Mandeville)

- Has 5 career games with 2 or more rushing TDs.
- K-State's leading rusher in 2014 who finished 3rd in the Big 12 and 26th nationally with 13 rush TDs.
- Has scored 12 of his 16 career TDs of the "Wildcat" formation.
- Hauled in a career long 72-yard catch at Oklahoma State, the longest by a Wildcat RB since 2000.

JONES' GAME-BY-GAME RUSHING

Date	Opponent	No	Yds	TD	LG
8/30/14	STEPHEN F. AUSTIN	8	55	2	15
9/6/14	at Iowa State	13	75	2	18
9/18/14	AUBURN	11	22	1	13
9/27/14	UTEP	12	76	3	13
10/4/14	TEXAS TECH	13	65	0	12
10/18/14	at Oklahoma	12	46	0	13
10/25/14	TEXAS	13	49	1	14
11/1/14	OKLAHOMA STATE	10	43	2	9
11/8/14	at TCU	3	-1	0	2
11/20/14	at West Virginia	7	4	0	4
11/29/14	KANSAS	9	42	1	17
12/6/14	at Baylor	13	45	1	11
1/2/15	vs. UCLA	9	19	0	6
9/5/15	SOUTH DAKOTA	10	43	0	7
9/12/15	at UTSA	7	11	0	5
9/19/15	LOUISIANA TECH	7	33	1	13
10/10/15	TCU	13	75	2	28

Bold Italics denotes career high

JONES' GAME-BY-GAME RECEIVING

Date	Opponent	No	Yds	TD	LG
8/30/14	STEPHEN F. AUSTIN	1	17	0	17
9/18/14	AUBURN	2	16	0	16
11/8/14	at TCU	2	9	0	10
11/29/14	KANSAS	1	13	1	13
1/2/15	vs. UCLA	2	20	0	12
9/19/15	LOUISIANA TECH	2	10	0	6
10/3/15	at Oklahoma State	1	72	0	72

Bold Italics denotes career high

JONES' CAREER RUSHING STATS

Year	G/S	No	Yds	Avg	TD	Lg
2014	13/0	133	540	4.1	13	18
2015	5/0	37	162	4.4	3	28
TOTAL	18/0	170	702	4.1	16	28

JONES' CAREER RECEIVING STATS

Year	G/S	No	Yds	Avg	TD	Lg
2014	13/0	8	75	9.4	1	17
2015	5/0	3	82	27.3	0	72
TOTAL	18/0	11	157	14.3	1	72



Justin SILMON
RB • 5-10 • 191 • Fr.-RS
Tulsa, Okla.
(Union) **32**

- K-State's leading rusher who ranks fourth in school history in rushing yards among freshmen.
- Carded his first 100-yard game against Louisiana Tech, the first by a K-State RB since the 2013 regular-season finale.
- His 119 yards vs. LA Tech were the fourth most by a freshman in K-State history.
- His 24 carries vs. LA Tech are the most by a Wildcat freshman since Allan Evridge (30) vs. NU in 2005 and most by a RB since at least 1987.
- Came to K-State as a walk-on after a successful prep career that hampered by injuries.

SILMON'S GAME-BY-GAME RUSHING

Date	Opponent	No	Yds	TD	LG
9/5/15	SOUTH DAKOTA	6	51	0	18
9/12/15	at UTSA	6	40	1	14
9/19/15	LOUISIANA TECH	24	119	0	25
10/3/15	at Oklahoma State	15	50	1	8
10/10/15	TCU	6	22	0	10

Bold Italics denotes career high

SILMON'S CAREER RUSHING STATS

YEAR	G/S	NO	YDS	AVG	TD	LG
2015	5/0	57	282	4.9	2	25
TOTAL	5/0	57	282	4.9	2	25



Morgan BURNS
DB • 5-11 • 201 • Sr.-3L
Wichita, Kan.
(Trinity Academy) **33**

- A senior captain who has started 16 of the last 18 games at CB.
- Has a pass breakup in each of his last 6 games played dating back to last season.
- A 2015 Preseason All-Big 12 kick returner by *Athlon* and Phil Steele who ranks 3rd nationally with a 33.7-yard KOR average.
- Current season KOR avg ranks 3rd in school history while his career marks ranks 4th.
- Returned the season-opening kickoff 100 yards for a TD, which is believed to be the first occurrence in school history.
- It was also the first by a Wildcat to open any game since 2006 (Justin McKinney vs. FAU), while it extended K-State's nation-leading streak with at least one kickoff-return TD to 11 years.
- Has 2 career KOR TDs to tie for 3rd in school history.

BURNS' GAME-BY-GAME STATS

Date	Opponent	UA-AT-TT	TFL	SACK	INT	PD	F/R
9/1/12	MISSOURI STATE	0-1-1	0.0-0	0.0-0	0	0	0/0
9/8/12	MIAMI	2-0-2	0.0-0	0.0-0	0	0	0/0
9/15/12	NORTH TEXAS	1-0-1	0.0-0	0.0-0	0	0	0/0
9/22/12	at Oklahoma	1-0-1	0.0-0	0.0-0	0	0	0/0
10/6/12	KANSAS	0-1-1	0.0-0	0.0-0	0	0	0/0
10/13/12	at Iowa State	1-0-1	0.0-0	0.0-0	0	0	0/0
10/20/12	at West Virginia	2-0-2	0.0-0	0.0-0	0	0	0/0
10/27/12	TEXAS TECH	2-0-2	0.0-0	0.0-0	0	0	0/0
10/5/13	at Oklahoma St.	1-0-1	0.0-0	0.0-0	0	0	0/0
10/12/13	BAYLOR	1-0-1	0.0-0	0.0-0	0	0	0/0
8/30/14	STEPHEN F. AUSTIN	3-0-3	1.0-2	0.0-0	0	3	0/0
9/6/14	at Iowa State	3-0-3	0.0-0	0.0-0	0	0	0/0
9/14/14	AUBURN	3-0-3	0.0-0	0.0-0	0	0	0/0
10/4/14	TEXAS TECH	4-0-4	0.0-0	0.0-0	2	2	0/0
10/18/14	at Oklahoma	6-2-8	0.0-0	0.0-0	1	1	0/0
10/25/14	TEXAS	2-1-3	0.0-0	0.0-0	0	0	0/0
11/1/14	OKLAHOMA ST.	4-2-6	0.0-0	0.0-0	0	0	0/0
11/8/14	at TCU	3-1-4	0.0-0	0.0-0	0	2	0/0
11/20/14	at West Virginia	5-1-6	1.0-1	0.0-0	0	0	0/0
11/29/14	KANSAS	5-1-6	1.0-8	1.0-8	0	0	0/0
12/6/14	at Baylor	6-0-6	0.0-0	0.0-0	0	1	0/0
1/2/15	vs. UCLA	2-1-3	0.0-0	0.0-0	0	1	0/0
9/5/15	SOUTH DAKOTA	3-0-3	0.0-0	0.0-0	0	1	0/0
9/12/15	at UTSA	0-0-0	0.0-0	0.0-0	0	1	0/0
9/19/15	LOUISIANA TECH	4-1-5	0.0-0	0.0-0	0	1	0/0
10/3/15	at Oklahoma St.	5-1-6	0.0-0	0.0-0	0	1	0/0

Bold Italics denotes career high

BURNS' GAME-BY-GAME KOR

Date	Opponent	No	Yds	TD	LG
10/5/13	at Oklahoma State	5	56	0	17
10/12/13	BAYLOR	1	10	0	10
8/30/14	STEPHEN F. AUSTIN	3	105	0	47
9/6/14	at Iowa State	4	68	0	22
11/1/14	OKLAHOMA STATE	1	86	1	86
11/8/14	at TCU	2	27	0	30
11/29/14	KANSAS	1	65	0	65
12/6/14	at Baylor	1	17	0	17
9/5/15	SOUTH DAKOTA	1	100	1	100
9/12/15	at UTSA	2	72	0	46
9/19/15	LOUISIANA TECH	3	65	0	30
10/3/15	at Oklahoma State	3	66	0	30

Bold Italics denotes career high

BURNS' CAREER STATS

Year	G/S	UA-AT-TT	TFL	SACK	INT	PD	F/R
2012	12/0	9-2-11	0.0-0	0.0-0	0	0	0/0
2013	12/0	2-0-2	0.0-0	0.0-0	0	0	0/0
2014	12/12	46-9-55	3.0-11	1.0-8	3	10	0/0
2015	4/4	12-2-14	0.0-0	0.0-0	0	4	0/0
TOTAL	40/16	69-13-82	3.0-11	1.0-8	3	14	0/0

BURNS' CAREER KOR STATS

Year	G	No	Yds	Avg	TD	Lg
2012	12	0	0	0.0	0	0
2013	12	5	66	13.2	0	17
2014	12	12	368	30.7	1	86
2015	4	9	303	33.7	1	100
TOTAL	40	26	737	28.3	2	100



Tanner WOOD
DE • 6-5 • 263 • So.-1L
Conway Springs, Kan.
(Conway Springs) **34**

- An athletic defensive end who looks poised for a breakout season at DE.
- Garnered first-career sack in the 2015 season opener.

WOOD'S GAME-BY-GAME STATS

Date	Opponent	UA-AT-TT	TFL	SACK	INT	PD	F/R
8/30/14	STEPHEN F. AUSTIN	0-1-1	0.5-1	0.0-0	0	0	0/0
9/27/14	UTEP	1-0-1	0.0-0	0.0-0	0	0	0/0
9/5/15	SOUTH DAKOTA	2-1-3	1.0-7	1.0-7	0	0	0/0
9/12/15	at UTSA	0-1-1	0.0-0	0.0-0	0	0	0/0
9/19/15	LOUISIANA TECH	2-0-2	0.0-0	0.0-0	0	0	0/0
10/10/15	TCU	2-0-2	0.0-0	0.0-0	0	0	0/0

Bold Italics denotes career high

WOOD'S CAREER STATS

Year	G/S	UA-AT-TT	TFL	SACK	INT	PD	F/R
2014	13/0	1-1-2	0.5-1	0.0-0	0	0	0/0
2015	5/0	6-2-8	1.0-7	1.0-7	0	0	0/0
TOTAL	18/0	7-3-10	1.5-8	1.0-7	0	0	0/0



Will DAVIS
LB • 6-0 • 224 • Jr.-2L
Southlake, Texas
(Carroll) **35**

- An 11-game starter at LB last year who has started each of the first 5 games of 2015.
- Set a new career high in tackles with 9 at UTSA, while he also batted down a 4th-and-Goal pass in the 2nd quarter.
- Also batted down a goal-line pass against Louisiana Tech and recorded his first-career INT at Oklahoma State.

DAVIS' GAME-BY-GAME STATS

Date	Opponent	UA-AT-TT	TFL	SACK	INT	PD	F/R
9/7/13	LOUISIANA	1-0-1	0.0-0	0.0-0	0	0	0/0
9/14/13	UMASS	3-0-3	0.0-0	0.0-0	0	0	0/0
11/2/13	IOWA STATE	4-1-5	1.0-1	0.0-0	0	0	0/0
11/23/13	OKLAHOMA	1-0-1	0.0-0	0.0-0	0	0	0/0
11/30/13	at Kansas	0-1-1	0.0-0	0.0-0	0	1	0/0
8/30/14	STEPHEN F. AUSTIN	1-1-2	0.0-0	0.0-0	0	0	0/1
9/6/14	at Iowa State	4-2-6	0.0-0	0.0-0	0	1	0/0
9/27/14	UTEP	1-1-2	0.0-0	0.0-0	0	0	0/0
10/4/14	TEXAS TECH	2-0-2	0.0-0	0.0-0	0	0	0/0
10/25/14	TEXAS	3-1-4	0.0-0	0.0-0	0	0	0/0
11/1/14	OKLAHOMA ST.	1-0-1	0.0-0	0.0-0	0	0	0/0
11/8/14	at TCU	2-6-8	1.0-2	0.0-0	0	0	0/0
11/20/14	at West Virginia	1-0-1	0.0-0	0.0-0	0	0	0/0
11/29/14	KANSAS	1-0-1	1.0-4	0.0-0	0	0	0/0
12/6/14	at Baylor	5-1-6	0.0-0	0.0-0	0	0	0/0
1/2/15	vs. UCLA	0-2-2	0.0-0	0.0-0	0	0	0/0
9/5/15	SOUTH DAKOTA	3-0-3	0.0-0	0.0-0	0	0	0/0
9/12/15	at UTSA	4-5-9	0.0-0	0.0-0	0	1	0/0
9/19/15	LOUISIANA TECH	6-0-6	0.0-0	0.0-0	0	1	0/0
10/3/15	at Oklahoma State	2-1-3	0.0-0	0.0-0	1	1	0/0
10/10/15	TCU	2-1-3	0.0-0	0.0-0	0	0	0/0

Bold Italics denotes career high

DAVIS' CAREER STATS

Year	G/S	UA-AT-TT	TFL	SACK	INT	PD	F/R
2013	13/0	14-2-16	1.0-1	0.0-0	0	0	0/0
2014	13/6	21-14-35	2.0-6	0.0-0	0	1	0/1
2015	5/5	17-7-24	0.0-0	0.0-0	1	3	0/0
TOTAL	31/11	52-23-75	2.0-6	0.0-0	1	4	0/1



Winston DIMEL
FB • 6-1 • 235 • Fr.-RS
Manhattan, Kan.
(Manhattan) **38**

- Local product who has shined in his first season on the field.
- Had 3 rushing TDs in first 2 games.
- Recorded a key block on a 17-yard TD run by Joe Hubener vs. TCU.
- Son of K-State co-offensive coordinator Dana Dimel.

DIMEL'S GAME-BY-GAME RUSHING

Date	Opponent	No	Yds	TD	LG
9/5/15	SOUTH DAKOTA	8	29	2	8
9/12/15	at UTSA	8	18	1	5
9/19/15	LOUISIANA TECH	3	1	0	3

Bold Italics denotes career high</

DIMEL'S GAME-BY-GAME RECEIVING

Date	Opponent	No	Yds	TD	LG
9/12/15	at UTSA	2	80	0	53

Bold Italics denotes career high

DIMEL'S CAREER RUSHING STATS

YEAR	G/S	NO	YDS	AVG	TD	LG
2015	5/5	19	48	2.5	3	8
TOTAL	5/5	19	48	2.5	3	8



Marquel BRYANT
DE • 6-3 • 254 • Sr.-3L
 Dallas, Texas
 (Skyline)

45

- A long and athletic end who has played in 35 career games with 7 starts.
- Registered a career-high 5 tackles vs. South Dakota.
- Has sacks in 6 of the last 9 games dating back to last year.
- HS teammates with current Wildcat LB **Charmeachealle Moore**.
- Cousin of current Dallas Cowboy WR **Dez Bryant**.

BRYANT'S GAME-BY-GAME STATS

Date	Opponent	UA-AT-TT	TFL	SACK	INT	PD	F/R
9/1/12	MISSOURI STATE	1-0-1	0.0-0	0.0-0	0	0	0/0
10/20/12	at West Virginia	0-1-1	0.0-0	0.0-0	0	0	0/0
10/27/12	TEXAS TECH	1-0-1	0.0-0	0.0-0	0	0	0/0
8/30/13	N. DAKOTA STATE	1-1-2	0.0-0	0.0-0	0	1	0/0
10/5/13	at Oklahoma St.	1-0-1	0.0-0	0.0-0	0	0	0/0
10/12/13	BAYLOR	3-0-3	0.0-0	0.0-0	0	0	0/0
10/26/13	WEST VIRGINIA	2-0-2	1.0-2	0.0-0	0	0	0/0
11/9/13	at Texas Tech	2-0-2	0.0-0	0.0-0	0	0	0/0
11/16/13	TCU	0-1-1	0.0-0	0.0-0	0	0	0/0
11/30/13	at Kansas	2-0-2	2.0-11	2.0-11	0	0	0/0
12/28/13	vs. Michigan	0-2-2	0.0-0	0.0-0	0	0	0/0
9/6/14	at Iowa State	1-1-2	0.0-0	0.0-0	0	0	0/0
9/18/14	AUBURN	3-0-3	0.0-0	0.0-0	0	0	0/0
11/8/14	at TCU	1-0-1	0.0-0	0.0-0	0	0	0/0
11/20/14	at West Virginia	3-1-4	2.0-7	1.0-6	0	0	0/0
11/29/14	KANSAS	3-0-3	0.0-0	0.0-0	0	0	0/0
12/6/14	at Baylor	1-0-1	1.0-7	1.0-7	0	0	0/0
1/2/15	vs. UCLA	3-1-4	1.0-7	1.0-7	0	0	0/0
9/5/15	SOUTH DAKOTA	3-2-5	1.0-10	1.0-10	0	0	0/0
9/12/15	at UTSA	1-0-1	1.0-7	1.0-7	0	0	0/0
9/19/15	LOUISIANA TECH	2-0-2	0.0-0	0.0-0	0	0	0/0
10/3/15	at Oklahoma St.	2-0-2	1.0-7	1.0-7	0	1	0/0

Bold Italics denotes career high

BRYANT'S CAREER STATS

Year	G/S	UA-AT-TT	TFL	SACK	INT	PD	F/R
2012	5/0	2-1-3	0.0-0	0.0-0	0	0	0/0
2013	12/2	11-4-15	3.0-13	2.0-11	0	1	0/0
2014	13/0	15-3-18	4.0-21	3.0-20	0	0	0/0
2015	5/5	8-2-10	3.0-24	3.0-24	0	1	0/0
TOTAL	35/7	36-10-46	10.0-58	8.0-55	0	2	0/0



Glenn GRONKOWSKI
FB • 6-3 • 234 • Jr.-2L
 Amherst, N.Y.
 (Williamsville North)

48

- The primary fullback each of the last two seasons who earned First Team All-Big 12 honors as a sophomore.
- A Preseason All-Big 12 selection by the league's media as well as *Lindy's* and Phil Steele.
- Named the 9th-best NFL talent in the Big 12 entering 2015 by *Lindy's*.
- Has 5 career TD catches on just 12 receptions (41.7%), the highest TD % among players with 5 or more TD in school history.
- Has averaged 25.5 yards on 12 career catches, the highest avg in school history among players with 12 or more catches.
- A two-time First Team Academic All-Big 12 performer and a 2014 Academic All-District honoree.
- The youngest of the football-famed Gronkowski family that is headlined by current New England Patriots TE **Rob Gronkowski**.

GRONKOWSKI'S GAME-BY-GAME RUSH STATS

Date	Opponent	No	Yds	TD	LG
9/7/13	LOUISIANA	1	0	0	0
10/4/14	TEXAS TECH	2	9	0	7
10/25/14	TEXAS	1	0	0	0
12/6/14	at Baylor	1	-3	0	0
9/5/15	SOUTH DAKOTA	2	16	0	11
9/19/15	LOUISIANA TECH	2	4	0	3
10/3/15	at Oklahoma State	1	-4	0	0
10/10/15	TCU	1	6	0	6

Bold Italics denotes career high

GRONKOWSKI'S GAME-BY-GAME REC. STATS

Date	Opponent	No	Yds	TD	LG
8/30/13	NORTH DAKOTA STATE	1	2	0	2
9/14/13	UMASS	1	50	1	50
10/5/13	at Oklahoma State	1	67	1	67
11/30/13	at Kansas	1	29	1	29
12/28/13	vs. Michigan	1	46	0	46
8/30/14	STEPHEN F. AUSTIN	1	19	0	19
9/6/14	at Iowa State	1	8	0	8
9/27/14	UTEP	1	3	0	3
10/18/14	at Oklahoma	1	62	1	62
1/2/15	vs. UCLA	1	7	0	7
9/19/15	LOUISIANA TECH	1	9	0	9
10/3/15	at Oklahoma State	1	4	1	4

Bold Italics denotes career high

GRONKOWSKI'S CAREER RUSH STATS

Year	G/S	No	Yds	Avg	TD	Lg
2013	13/4	1	0	0.0	0	0
2014	13/3	4	6	1.5	0	7
2015	5/5	6	22	3.7	0	11
TOTAL	31/12	11	28	2.5	0	11

GRONKOWSKI'S CAREER REC. STATS

Year	G/S	No	Yds	Avg	TD	Lg
2013	13/4	5	194	38.8	3	67
2014	13/3	5	99	19.8	1	62
2015	4/4	2	13	6.5	1	9
TOTAL	31/12	12	306	25.5	5	67



Charmeachealle MOORE
LB • 6-0 • 221 • Jr.-2L
 Dallas, Texas
 (Skyline)

52

- An athletic, yet physical player who played in one game in 2014 but earned a medical redshirt and is reclassified a junior in 2015.
- Set a career high with 3 tackles in the 2015 season opener.
- HS teammates with current Wildcat DE **Marquel Bryant**.

MOORE'S GAME-BY-GAME STATS

Date	Opponent	UA-AT-TT	TFL	SACK	INT	PD	F/R
9/15/12	NORTH TEXAS	1-0-1	0.0-0	0.0-0	0	0	0/0
10/6/12	KANSAS	2-0-2	0.0-0	0.0-0	0	0	1/0
1/3/13	vs. Oregon	1-0-1	0.0-0	0.0-0	0	0	0/0
9/7/13	LOUISIANA	1-0-1	0.0-0	0.0-0	0	0	0/0
9/14/13	UMASS	1-0-1	1.0-1	1.0-1	0	0	0/0
9/21/13	at Texas	0-1-1	0.0-0	0.0-0	0	0	0/0
10/12/13	BAYLOR	1-0-1	0.0-0	0.0-0	0	0	0/0
11/9/13	at Texas Tech	1-0-1	0.0-0	0.0-0	0	1	0/0
12/28/13	vs. Michigan	1-1-2	1.0-2	1.0-2	0	0	1/0
8/30/14	STEPHEN F. AUSTIN	2-0-2	0.0-0	0.0-0	0	0	0/0
9/5/15	SOUTH DAKOTA	3-0-3	0.0-0	0.0-0	0	0	0/0

Bold Italics denotes career high

MOORE'S CAREER STATS

Year	G/S	UA-AT-TT	TFL	SACK	INT	PD	F/R
2012	10/0	4-0-4	0.0-0	0.0-0	0	0	1/0
2013	13/0	5-2-7	2.0-3	2.0-3	0	1	1/0
2014	1/0	2-0-2	0.0-0	0.0-0	0	0	0/0
2015	4/0	3-0-3	0.0-0	0.0-0	0	0	0/0
TOTAL	28/0	14-2-16	2.0-3	2.0-3	0	1	2/0



Cody WHITEHAIR
OL • 6-4 • 305 • Sr.-3L
 Abilene, Kan.
 (Abilene)

55

- Regarded as one of the best and most versatile OL in the Big 12 as he has started at both guard and tackle in his career.
- A member of the 2015 Outland Trophy and Lombardi Award watch lists and a Preseason All-America pick by *Athlon*.
- Also named the 8th-best OT in the nation by *Lindy's*.
- Has started 43 of his 44 career games, including a current streak of 33-straight.
- Earned Second Team All-Big 12 honors as a junior.
- Named a team captain for the 2015 season.



Will GEARY
DT • 6-0 • 297 • So.-1L
 Topeka, Kan.
 (Topeka)

60

- A former walk-on who made an impact as a redshirt freshman.
- Played in all 13 games with 5 starts a year ago, while he has started all 5 games in 2015.
- Carded a career-high 6 tackles at UTSA and vs. LA Tech.
- Earned Preseason All-Big 12 honors from *Athlon*.
- Logged 30 tackles in 2014, the most among all K-State DTs, while he is on pace for 45 tackles this season, which would be the most by a K-State DT since 2004 (Jermaine Berry, 55).

GEARY'S GAME-BY-GAME STATS

Date	Opponent	UA-AT-TT	TFL	SACK	INT	PD	F/R
8/30/14	STEPHEN F. AUSTIN	0-1-1	0.5-0	0.0-0	0	0	0/0
9/6/14	at Iowa State	1-0-1	0.0-0	0.0-0	0	0	0/0
9/18/14	AUBURN	0-1-1	0.0-0	0.0-0	0	0	0/0
9/27/14	UTEP	2-0-2	0.0-0	0.0-0	0	0	0/0
10/4/14	TEXAS TECH	1-0-1	0.0-0	0.0-0	0	0	0/0
10/18/14	at Oklahoma	3-2-5	0.0-0	0.0-0	0	0	0/0
10/25/14	TEXAS	0-1-1	0.0-0	0.0-0	0	0	0/0
11/1/14	OKLAHOMA ST.	3-0-3	0.0-0	0.0-0	0	0	0/0
11/8/14	at TCU	0-3-3	0.0-0	0.0-0	0	0	0/0
11/20/14	at West Virginia	2-1-3	1.0-4	1.0-4	0	0	1/0
11/29/14	KANSAS	2-2-4	1.0-2	1.0-2	0	0	0/0
12/6/14	at Baylor	2-0-2	0.0-0	0.0-0	0	0	0/0
1/2/15	vs. UCLA	1-2-3	0.0-0	0.0-0	0	0	0/0
9/5/15	SOUTH DAKOTA	1-0-1	0.0-0	0.0-0	0	0	0/0
9/12/15	at UTSA	1-5-6	0.0-0	0.0-0	0	0	0/0
9/19/15	LOUISIANA TECH	5-1-6	1.5-5	0.5-4	0	0	0/0
10/3/15	at Oklahoma St.	4-0-4	1.0-2	1.0-2	0	0	0/0
10/10/15	TCU	2-0-2	0.0-0	0.0-0	0	0	0/0

Bold Italics denotes career high

GEARY'S CAREER STATS

Year	G/S	UA-AT-TT	TFL	SACK	INT	PD	F/R
2014	13/5	17-13-30	2.5-6	2.0-6	0	0	1/0
2015	5/5	13-6-19	2.5-7	1.5-6	0	0	0/0
TOTAL	18/10	30-19-49	5.0-13	3.5-12	0	0	1/0



Matt KLEINSORGE **65**
OL • 6-5 • 310 • Sr.-3L
Olathe, Kan.
(Olathe South)

- A former walk-on who took over the starting right tackle spot for every game in 2014.
- Has played in 25 career games with 18-straight starts.



Luke HAYES **68**
OL • 6-6 • 295 • Sr.-1L
Scott City, Kan.
(Butler CC)

- A former community-college transfer who played each of the last 18 games with 17-consecutive starts.
- Voted a player representative for the 2015 season.
- Named a Second Team NJCAA All-American in 2013 while playing for Butler CC, helping the Grizzlies go a combined 20-3 over two years.



Dalton RISNER **71**
OL • 6-5 • 300 • Fr.-RS
Wiggins, Colo.
(Wiggins)

- A hard-nosed player who benefitted from a redshirt season.
- Poised to have a breakout season as he started each of the first 5 games of 2015 at center.
- Named a First Team Preseason Freshman All-American by *Athlon*.



Jordan WILLIS **75**
DE • 6-5 • 250 • Jr.-2L
Kansas City, Mo.
(Rockhurst)

- A big DE who has started each of the last 18 games.
- Tied for 5th in the Big 12 in sacks and 7th in TFLs
- Also tied for 2nd in the Big 12 and 16th nationally in forced fumbles.
- All of his sacks came vs. LA Tech, which was the second-highest total in school history, the 2nd most nationally this season.
- Filled up the stat sheet at Oklahoma St. with a blocked extra point, pass breakup and forced fumble to go along with 3 tackles and a TFL.
- Prepped at Rockhurst HS under **Tony Severino**, who lettered at K-State in 1968 and 1969.
- Voted a player representative for the 2015 season.

WILLIS' GAME-BY-GAME STATS

Date	Opponent	UA-AT-TT	TFL	SACK	INT	PD	F/R
11/2/13	IOWA STATE	1-0-1	1.0-1	1.0-0	0	0	0/0
8/30/14	STEPHEN F. AUSTIN	2-0-2	1.0-8	1.0-8	0	0	0/0
9/6/14	at Iowa State	2-0-2	0.0-0	0.0-0	0	0	0/0
9/18/14	AUBURN	0-1-1	0.0-0	0.0-0	0	0	0/0
9/27/14	UTEP	0-1-1	0.0-0	0.0-0	0	0	0/0
10/18/14	at Oklahoma	0-5-5	0.5-0	0.0-0	0	0	0/0
10/25/14	TEXAS	1-0-1	0.0-0	0.0-0	0	0	0/0
11/1/14	OKLAHOMA ST.	2-0-2	2.0-17	2.0-17	0	0	0/0
11/8/14	at TCU	1-6-7	2.0-6	0.0-0	0	0	0/0
11/20/14	at West Virginia	2-0-2	1.0-6	1.0-6	0	0	0/0
11/29/14	KANSAS	1-0-1	0.0-0	0.0-0	0	1	0/0
1/2/15	vs. UCLA	0-1-1	0.0-0	0.0-0	0	0	0/0
9/5/15	SOUTH DAKOTA	1-1-2	0.0-0	0.0-0	0	0	0/0
9/12/15	at UTSA	2-1-3	2.0-5	0.0-0	0	0	0/0
9/19/15	LOUISIANA TECH	5-1-6	3.5-23	3.5-23	0	0	1/1
10/3/15	at Oklahoma St.	2-1-3	1.0-6	0.0-0	0	1	1/0
10/10/15	TCU	1-0-1	0.0-0	0.0-0	0	0	0/0

Bold Italics denotes career high

WILLIS' CAREER STATS

Year	G/S	UA-AT-TT	TFL	SACK	INT	PD	F/R
2013	9/0	1-0-1	1.0-1	1.0-1	0	0	0/0
2014	13/13	11-14-25	6.5-37	4.0-31	0	1	0/0
2015	5/5	11-4-15	6.5-34	3.5-23	0	1	2/1
TOTAL	27/18	23-18-41	14.0-72	8.5-55	0	2	2/1



Boston STIVERSEN **77**
OL • 6-4 • 316 • Sr.-3L
Andover, Kan.
(Central)

- A talented OL who started all 13 games in 2014 en route to Honorable Mention All-Big 12 honors.
- Made his 2015 debut at OSU and has started last 2 games.
- Earned 2015 Preseason All-Big 12 honors from *Athlon* and Phil Steele.
- Voted a player representative for the 2015 season.



Cody SMALL **80**
TE • 6-5 • 241 • So.-1L
Cypress, Texas
(Cypress Woods)

- An athletic TE who served as the primary backup in 2014, seeing time in 3 games.
- Has earned first 3 career starts this season.
- Originally signed with K-State out of HS in 2012.



Kyle KLEIN **81**
WR • 6-4 • 210 • Sr.-2L
Loveland, Colo.
(Loveland)

- A tough-minded WR who lost his entire junior year due to injury but has come back to play in 4 games this season.
- Has stepped up over last 2 games, totaling 7 catches for 93 yards, including career-highs in catches, yards and long catch vs. TCU.
- Played in 9 games a sophomore in 2013, including starts vs. OSU, BU and ISU.
- Younger brother of former K-State QB **Collin Klein**, who is an Offensive GA for the Wildcats.

KLEIN'S GAME-BY-GAME STATS

Date	Opponent	No	Yds	TD	LG
10/5/13	at Oklahoma State	3	34	0	12
10/12/13	BAYLOR	1	13	0	13
11/16/13	TCU	1	12	0	12
9/5/15	SOUTH DAKOTA	2	17	0	17
10/3/15	at Oklahoma State	3	36	0	17
10/10/15	TCU	4	57	0	25

Bold Italics denotes career high

KLEIN'S CAREER STATS

Year	G/S	No	Yds	Avg	TD	Lg
2012	9/0	0	0	0.0	0	0
2013	9/3	5	59	11.8	0	13
2015	4/0	9	110	12.2	0	25
TOTAL	22/3	14	169	12.1	0	25



Travis BRITZ **95**
DT • 6-4 • 293 • Sr.-3L
Harrisonville, Mo.
(Harrisonville)

- One of the top DTs in the Big 12 a year ago who has started 27 games over the past 2 years.
- An Honorable Mention All-Big 12 performer in 2014 who earned 2015 Preseason All-Big 12 honors from *Athlon* and Phil Steele.
- Started the first 10 games of 2014 before an injury cut his season short.
- Has 5 career blocked kicks to tie for the school record with **Raphael Guidry**, who had all 5 of his in 2011.

BRITZ'S GAME-BY-GAME STATS

Date	Opponent	UA-AT-TT	TFL	SACK	INT	PD	F/R
9/22/12	at Oklahoma	1-0-1	0.0-0	0.0-0	0	0	0/0
10/6/12	KANSAS	1-0-1	1.0-1	0.0-0	0	0	0/0
10/20/12	at West Virginia	1-0-1	0.0-0	0.0-0	0	0	0/0
10/27/12	TEXAS TECH	2-0-2	0.0-0	0.0-0	0	0	0/0
11/3/12	OKLAHOMA ST.	1-0-1	1.0-3	0.0-0	0	1	1/0
8/30/13	N. DAKOTA ST.	1-1-2	0.0-0	0.0-0	0	0	0/0
9/7/13	LOUISIANA	2-1-3	1.5-2	1.0-1	0	1	0/0
9/14/13	UMASS	2-1-3	1.5-6	0.0-0	0	1	0/0
9/21/13	at Texas	1-1-2	0.5-1	0.0-0	0	0	0/0
10/5/13	at Oklahoma St.	2-2-4	1.0-1	1.0-1	0	1	0/0
10/12/13	BAYLOR	3-2-5	0.0-0	0.0-0	0	0	0/0
10/26/13	WEST VIRGINIA	1-0-1	0.0-0	0.0-0	0	1	0/0
11/2/13	IOWA STATE	2-1-3	0.0-0	0.0-0	0	0	0/0
11/9/13	at Texas Tech	3-0-3	1.0-3	1.0-3	0	0	0/0
11/16/13	TCU	4-0-4	0.0-0	0.0-0	0	0	0/0
11/23/13	OKLAHOMA	1-1-2	0.0-0	0.0-0	0	0	0/0
11/30/13	at Kansas	1-0-1	0.0-0	0.0-0	0	0	0/0
12/28/13	vs. Michigan	1-3-4	1.0-5	0.0-0	0	0	0/0
8/30/14	STEPHEN F. AUSTIN	3-0-3	1.0-4	0.0-0	0	0	0/0
9/6/14	at Iowa State	1-3-4	0.0-0	0.0-0	0	0	0/0
9/18/14	AUBURN	2-1-3	0.0-0	0.0-0	0	1	0/0
9/27/14	UTEP	3-0-3	1.0-7	1.0-7	0	0	0/0
10/18/14	at Oklahoma	0-1-1	0.0-0	0.0-0	0	0	0/0
10/25/14	TEXAS	1-0-1	0.0-0	0.0-0	0	0	0/0
11/1/14	OKLAHOMA ST.	4-1-5	3.0-19	2.0-15	0	0	0/0
11/8/14	at TCU	2-5-7	0.0-0	0.0-0	0	1	0/0
9/5/15	SOUTH DAKOTA	3-1-4	1.0-3	0.0-0	0	0	0/0
9/12/15	at UTSA	2-2-4	2.0-11	2.0-11	0	0	0/0
9/19/15	LOUISIANA TECH	2-0-2	0.0-0	0.0-0	0	1	0/0
10/3/15	at Oklahoma St.	3-0-3	1.0-3	0.0-0	0	0	0/0
10/10/15	TCU	1-1-2	0.0-0	0.0-0	0	0	0/0

Bold Italics denotes career high

BRITZ'S CAREER STATS

Year	G/S	UA-AT-TT	TFL	SACK	INT	PD	F/R
2012	11/0	6-0-6	2.0-4	0.0-0	0	1	1/0
2013	13/13	24-13-37	6.5-18	3.0-5	0	4	0/0
2014	10/10	16-11-27	5.0-30	3.0-22	0	2	0/0
2015	5/5	11-4-14	4.0-17	2.0-11	0	1	0/0
TOTAL	39/28	57-28-85	17.5-69	8.0-38	0	7	1/0

2015 STATISTICS

OVERALL: 3-2 (HOME: 2-1, ROAD: 1-1, NEUTRAL: 0-0) | BIG 12 CONFERENCE: 0-2 (HOME: 0-1, ROAD: 0-1, NEUTRAL: 0-0)

RESULTS 3-2 [0-2 BIG 12]

DATE	(CFP/AP/C) OPPONENT	RESULT	SCORE	TV	ATTEND
Sept. 5	South Dakota	W	34-0	K-StateHD.TV	53,297
Sept. 12	at UTSA	W	30-3	FS1	29,424
Sept. 19	Louisiana Tech	W	39-33 (3 OT)	FSN	53,540
Oct. 3	at Oklahoma State*	L	34-36	FS1	57,618
Oct. 10	TCU*	L	45-52	FOX	53,671
Oct. 17	Oklahoma*			ABC	
Oct. 24	at Texas*			FS1	
Nov. 5	Baylor*			FS1	
Nov. 14	at Texas Tech*				
Nov. 21	Iowa State*				
Nov. 28	at Kansas*				
Dec. 5	West Virginia*				

* Big 12 Conference Game

TEAM STATISTICS

	KANSAS STATE	OPPONENTS
SCORING	182	124
Points Per Game	36.4	24.8
Points Off Turnovers	24	7
FIRST DOWNS	105	101
Rushing	50	30
Passing	40	65
Penalty	15	6
RUSHING YARDAGE	901	526
Yards gained rushing	1026	662
Yards lost rushing	125	136
Rushing Attempts	220	149
Average Per Rush	4.1	3.5
Average Per Game	180.2	105.2
TDs Rushing	15	7
PASSING YARDAGE	949	1453
Comp-Att-Int	62-125-2	126-204-3
Average Per Pass	7.6	7.1
Average Per Catch	15.3	11.5
Average Per Game	189.8	290.6
TDs Passing	6	7
TOTAL OFFENSE	1850	1979
Total Plays	345	353
Average Per Play	5.4	5.6
Average Per Game	370.0	395.8
KICK RETURNS: #-Yards	14-369	26-463
PUNT RETURNS: #-Yards	12-96	7-47
INT RETURNS: #-Yards	3-2	2-60
KICK RETURN AVERAGE	26.4	17.8
PUNT RETURN AVERAGE	8.0	6.7
INT RETURN AVERAGE	0.7	30.0
FUMBLES-LOST	7-3	7-4
PENALTIES-Yards	33-279	39-320
Average Per Game	55.8	64.0
PUNTS-Yards	25-1077	26-1006
Average Per Punt	43.1	38.7
Net punt average	40.4	35.0
KICKOFFS-Yards	34-2019	24-1467
Average Per Kick	59.4	61.1
Net kick average	41.4	35.3
TIME OF POSSESSION/Game	34:02	25:58
3RD-DOWN Conversions	30/67	29/74
3rd-Down Pct	45%	39%
4TH-DOWN Conversions	1/1	4/9
4th-Down Pct	100%	44%
SACKS BY-Yards	14-85	11-73
MISC YARDS	5	0
TOUCHDOWNS SCORED	22	15
FIELD GOALS-ATTEMPTS	10-11	7-10
ON-SIDE KICKS	0-0	0-0
RED-ZONE SCORES	(27-29) 93%	(12-15) 80%
RED-ZONE TOUCHDOWNS	(18-29) 62%	(9-15) 60%
PAT-ATTEMPTS	(20-20) 100%	(11-12) 92%
ATTENDANCE	160508	87042
Games/Avg Per Game	3/53503	2/43521
Neutral Site Games		0/0

SCORE BY QUARTERS	1ST	2ND	3RD	4TH (OT)	TOTAL
Kansas State	31	69	16	50 (16)	182
Opponents	24	26	23	41 (10)	124

RUSHING

PLAYER	GP	ATT.	GAIN	LOSS	NET	AVG.	TD	LONG	YPG
Silmon, Justin	5	57	290	8	282	4.9	2	25	56.4
Hubener, Joe	5	64	292	68	224	3.5	6	26	44.8
Jones, Charles	5	37	169	7	162	4.4	3	28	32.4
Cook, Kody	5	21	118	31	87	4.1	1	32	17.4
Dimel, Winston	5	19	51	3	48	2.5	3	8	9.6
Warmack, Dalvin	4	5	40	0	40	8.0	0	22	10.0
Gronkowski, G.	5	6	26	4	22	3.7	0	11	4.4
Delton, Alex	2	4	18	0	18	4.5	0	8	9.0
Heath, D.	5	3	17	0	17	5.7	0	8	3.4
Ertz, Jesse	1	1	5	0	5	5.0	0	5	5.0
TEAM	3	3	0	4	-4	-1.3	0	0	-1.3
Total.....	5	220	1026	125	901	4.1	15	32	180.2
Opponents.....	5	149	662	136	526	3.5	7	86	105.2

PASSING

PLAYER	G	EFFIC.	CMP-ATT-INT	PCT.	YARDS	TD	LG	AVG/G
Hubener, Joe	5	119.88	52-109-2	47.7	827	4	72	165.4
Cook, Kody	5	167.80	10-16-0	62.5	122	2	36	24.4
Gronkowski, G.	5	0.00	0-0-0	0.0	0	0	0	0.0
Total.....	5	126.01	62-125-2	49.6	949	6	72	189.8
Opponents.....	5	129.98	126-204-3	61.8	1453	7	55	290.6

RECEIVING

PLAYER	G	NO	YDS	AVG	TD	LONG	AVG/G
Burton, Deante	5	15	222	14.8	2	31	44.4
Heath, D.	5	14	196	14.0	1	43	39.2
Klein, Kyle	4	9	110	12.2	0	25	27.5
Cook, Kody	5	8	148	18.5	2	35	29.6
Davis, Andre	3	6	80	13.3	0	36	26.7
Jones, Charles	5	3	82	27.3	0	72	16.4
Dimel, Winston	5	2	80	40.0	0	53	16.0
Gronkowski, G.	5	2	13	6.5	1	9	2.6
Reuter, Zach	4	1	9	9.0	0	9	2.2
West, Steven	2	1	6	6.0	0	6	3.0
Silmon, Justin	5	1	3	3.0	0	3	0.6
Total.....	5	62	949	15.3	6	72	189.8
Opponents.....	5	126	1453	11.5	7	55	290.6

TOTAL OFFENSE

PLAYER	G	PLAYS	RUSH	PASS	TOTAL	AVG/G
Hubener, Joe	5	173	224	827	1051	210.2
Silmon, Justin	5	57	282	0	282	56.4
Cook, Kody	5	37	87	122	209	41.8
Jones, Charles	5	37	162	0	162	32.4
Dimel, Winston	5	19	48	0	48	9.6
Warmack, Dalvin	4	5	40	0	40	10.0
Gronkowski, G.	5	6	22	0	22	4.4
Delton, Alex	2	4	18	0	18	9.0
Heath, D.	5	3	17	0	17	3.4
Ertz, Jesse	1	1	5	0	5	5.0
TEAM	3	3	-4	0	-4	-1.3
Total.....	5	345	901	949	1850	370.0
Opponents.....	5	353	526	1453	1979	395.8

2015 STATISTICS

OVERALL: 3-2 (HOME: 2-1, ROAD: 1-1, NEUTRAL: 0-0) | BIG 12 CONFERENCE: 0-2 (HOME: 0-1, ROAD: 0-1, NEUTRAL: 0-0)

SCORING

PLAYER	TD	FGS	PATs						PTS
			KICK	RUSH	RCV	PASS	DXP	SAF	
Cantele, Jack	0	8-9	15-15	0-0	0	0-0	0	0	39
Hubener, Joe	6	0-0	0-0	0-0	0	0-1	0	0	36
Jones, Charles	3	0-0	0-0	0-1	0	0-0	0	0	18
Cook, Kody	3	0-0	0-0	0-0	0	0-0	0	0	18
Dimel, Winston	3	0-0	0-0	0-0	0	0-0	0	0	18
Silmon, Justin	2	0-0	0-0	0-0	0	0-0	0	0	12
Burton, Deante	2	0-0	0-0	0-0	0	0-0	0	0	12
McCrane, M.	0	2-2	5-5	0-0	0	0-0	0	0	11
Gronkowski, G.	1	0-0	0-0	0-0	0	0-0	0	0	6
Heath, D.	1	0-0	0-0	0-0	0	0-0	0	0	6
Burns, Morgan	1	0-0	0-0	0-0	0	0-0	0	0	6
Total.....	22	10-11	20-20	0-1	0	0-1	0	0	182
Opponents.....	15	7-10	11-12	0-0	1	1-3	0	0	124

PUNT RETURNS

PLAYER	NO	YDS	AVG	TD	LONG
Heath, D.	10	96	9.6	0	58
Davis, Andre	2	0	0.0	0	0
Total.....	12	96	8.0	0	58
Opponents.....	7	47	6.7	0	26

KICKOFF RETURNS

PLAYER	NO	YDS	AVG	TD	LONG
Burns, Morgan	9	303	33.7	1	100
Warmack, Dalvin	2	34	17.0	0	22
Heath, D.	2	25	12.5	0	18
Dimel, Winston	1	7	7.0	0	7
Total.....	14	369	26.4	1	100
Opponents.....	26	463	17.8	0	41

INTERCEPTIONS

PLAYER	NO	YDS	AVG	TD	LONG
Lee, Elijah	2	2	1.0	0	2
Davis, Will	1	0	0.0	0	0
Total.....	3	2	0.7	0	2
Opponents.....	2	60	30.0	1	60

FUMBLE RETURNS

PLAYER	NO	YDS	AVG	TD	LONG
McDaniel, D.	1	9	9.0	0	9
Total.....	1	9	9.0	0	9
Opponents.....	0	0	0.0	0	0

ALL-PURPOSE YARDAGE

PLAYER	G	RUSH	REC	PR	KOR	IR	TOT	AVG/G
Heath, D.	5	17	196	96	25	0	339	67.8
Burns, Morgan	4	0	0	0	303	0	303	75.8
Silmon, Justin	5	282	3	0	0	0	285	57.0
Jones, Charles	5	162	82	0	0	0	244	48.8
Cook, Kody	5	87	148	0	0	0	235	47.0
Hubener, Joe	5	224	0	0	0	0	224	44.8
Burton, Deante	5	0	222	0	0	0	222	44.4
Dimel, Winston	5	48	80	0	7	0	135	27.0
Klein, Kyle	4	0	110	0	0	0	110	27.5
Davis, Andre	3	0	80	0	0	0	80	26.7
Warmack, Dalvin	4	40	0	0	34	0	74	18.5
Gronkowski, G.	5	22	13	0	0	0	35	7.0
Delton, Alex	2	18	0	0	0	0	18	9.0
Reuter, Zach	4	0	9	0	0	0	9	2.2
West, Steven	2	0	6	0	0	0	6	3.0
Ertz, Jesse	1	5	0	0	0	0	5	5.0
Lee, Elijah	5	0	0	0	0	2	2	0.4
TEAM	3	-4	0	0	0	0	-4	-1.3
Total.....	5	901	949	96	369	2	2322	464.4
Opponents.....	5	526	1453	47	463	60	2549	509.8

PUNTING

PLAYER	NO	YDS	AVG	LONG	TB	FC	I20	BLKD
Walsh, Nick	23	980	42.6	63	1	13	4	0
Lochbihler, M.	2	97	48.5	50	0	1	2	0
Total.....	25	1077	43.1	63	1	14	6	0
Opponents.....	26	1006	38.7	55	0	3	11	0

FIELD GOAL SEQUENCE

GAME	KANSAS STATE	OPPONENTS
South Dakota	(23),(28)	55,42
UTSA	(29),(27),(21)	(51)
Louisiana Tech	(33),(38),(20),(44)	33,(25),(39),(45),(32)
Oklahoma State	43	(37)
TCU	(37)	(50)
() - Made		

KICKOFFS

PLAYER	NO	YDS	AVG	TB	OB	RETN	NET	YDLN
Patterson, Ian	31	1896	61.2	6	1			
Cantele, Jack	3	123	41.0	0	0			
Total.....	34	2019	59.4	6	1	463	41.4	23
Opponents.....	24	1467	61.1	10	0	369	35.3	29

2015 STATISTICS

OVERALL: 3-2 (HOME: 2-1, ROAD: 1-1, NEUTRAL: 0-0) | BIG 12 CONFERENCE: 0-2 (HOME: 0-1, ROAD: 0-1, NEUTRAL: 0-0)

GAME-BY-GAME PASSING

JOE HUBENER	Comp	Att	Int	Pct	Yards	TD	Long	Sack	Yds	Effic.
South Dakota	9	18	0	50.0	147	1	43	0	0	136.93
UTSA	12	23	0	52.2	243	0	53	2	10	140.92
Louisiana Tech	15	26	0	57.7	195	3	31	1	8	158.77
Oklahoma State	3	9	1	33.3	85	0	72	1	14	90.44
TCU	13	33	1	39.4	157	0	25	2	15	73.30
Oklahoma										
Texas										
Baylor										
Texas Tech										
Iowa State										
Kansas										
West Virginia										
TOTALS	52	109	2	47.7	827	4	72	6	47	119.88

KODY COOK	Comp	Att	Int	Pct	Yards	TD	Long	Sack	Yds	Effic.
South Dakota	0	0	0	0.0	0	0	0	0	0	0.00
UTSA	0	0	0	0.0	0	0	0	0	0	0.00
Louisiana Tech	0	0	0	0.0	0	0	0	0	0	0.00
Oklahoma State	10	16	0	62.5	122	2	36	4	22	167.80
TCU	0	0	0	0.0	0	0	0	0	0	0.00
Oklahoma										
Texas										
Baylor										
Texas Tech										
Iowa State										
Kansas										
West Virginia										
TOTALS	10	16	0	62.5	122	2	36	4	22	167.80

GAME-BY-GAME RUSHING (NO-YDS/TDs)

PLAYER	NO-YDS/TDs	USD	UTSA	LT	OSU	TCU	OU	UT	BU	TTU	ISU	KU	WVU
Simon, Justin	57-282/2	6-51/0	6-40/1	24-119/0	15-50/1	6-22/0							
Hubener, Joe	64-224/6	9-38/0	17-58/1	8-9/0	4-8/1	26-111/4							
Jones, Charles	37-162/3	10-43/0	7-11/0	7-33/1	--	13-75/2							
Cook, Kody	21-87/1	--	--	--	21-87/1	--							
Dimel, Winston	19-48/3	8-29/2	8-18/1	3-1/0	--	--							
Warmack, Dalvin	5-40/0	--	5-40/0	DNP	--	--							
Gronkowski, G.	6-22/0	2-16/0	--	2-4/0	1--4/0	1-6/0							
Delton, Alex	4-18/0	3-10/0	1-8/0	2-4/0	DNP	DNP							
Heath, D.	3-17/0	--	--	--	1-3/0	2-14/0							
Ertz, Joe	1-5/0	1-5/0	DNP	DNP	DNP	DNP							
TOTALS	130-529/6	41-189/2	44-175/3	45-165/1	42-144/3	48-228/6							

GAME-BY-GAME RECEIVING (NO-YDS/TDs)

PLAYER	NO-YDS/TDs	USD	UTSA	LT	OSU	TCU	OU	UT	BU	TTU	ISU	KU	WVU
Burton, Deante	15-222/2	2-35/1	1-31/0	5-58/0	2-33/1	5-65/0							
Heath, D.	14-196/1	3-54/0	3-25/0	2-42/1	3-49/0	3-26/0							
Cook, Kody	8-148/2	2-41/0	2-34/0	4-73/2	--	--							
Klein, Kyle	9-110/0	2-17/0	--	DNP	3-36/0	4-57/0							
Jones, Charles	3-82/0	--	--	2-10/0	1-72/0	--							
Dimel, Winston	2-80/0	--	2-80/0	--	--	--							
Davis, Andre	6-80/0	DNP	4-73/0	--	2-7/0	DNP							
Gronkowski, G.	2-13/1	--	--	1-9/0	1-4/1	--							
Reuter, Zach	1-9/0	DNP	--	--	--	1-9/0							
West, Steven	1-6/0	--	DNP	DNP	1-6/0	DNP							
Silmon, Justin	1-3/0	--	--	1-3/0	--	--							
TOTALS	36-585/4	9-147/1	12-243/0	15-195/3	13-207/2	13-157/0							

2015 STATISTICS

OVERALL: 3-2 (HOME: 2-1, ROAD: 1-1, NEUTRAL: 0-0) | BIG 12 CONFERENCE: 0-2 (HOME: 0-1, ROAD: 0-1, NEUTRAL: 0-0)

DEFENSIVE STATISTICS

PLAYER	GP	SOLO	AST	TOTAL	TFL/YDS	SACKS	INT-YDS	PBU	QBH	FR	FF	BLK	SA
Lee, Elijah	5	19	11	30	4.0-14	2.0-8	2-2	.	.	.	1	.	.
Starks, Donnie	5	20	10	30	.	.	.	1
Prewett, Kaleb	5	21	5	26	.	.	.	1
Davis, Will	5	17	7	24	.	.	1-0	2
Jackson, Nate	5	15	7	22	.	.	.	2
Geary, Will	5	13	6	19	2.5-7	1.5-6
McDaniel, Danzel	4	16	2	18	.	.	.	1	.	1-9	.	.	.
Willis, Jordan	5	11	4	15	6.5-34	3.5-23	.	1	.	1-0	2	1	.
Britz, Travis	5	11	4	15	4.0-17	2.0-11	.	1
Burns, Morgan	4	12	2	14	.	.	.	4
Newlan, Sean	5	9	1	10
Bryant, Marquel	5	8	2	10	3.0-24	3.0-24	.	1
Couchman, Colborn	5	6	2	8
Wood, Tanner	5	6	2	8	1.0-7	1.0-7
Sizelove, Sam	5	5	2	7	1	.	.
Barnett, Dante	1	4	1	5
Mack, Jesse	3	5	.	5	.	.	.	1
Kirby, Jayd	4	2	2	4	1-0	.	.	.
Barry, Brogan	4	3	1	4
Clark, Davis	2	2	1	3	2.5-6	0.5-3
Weber, Stanton	4	3	.	3	1-0	1	.	.
Moore, Charmeachalle	4	3	.	3
Sexton, Collin	5	3	.	3
Seiwert, Matt	5	2	.	2	.	.	.	1
Hood, Demonte	4	1	1	2	0.5-3	0.5-3
Adams, Kendall	4	2	.	2
Patterson, Ian	5	1	1	2
Tanking, Trent	3	1	1	2
Shelley, Duke	1	1	.	1
Mack, Ryan	5	.	1	1
Burton, Deante	5	1	.	1	1.0-6
Jones, Charles	5	1	.	1
Valentine, Dayton	5	1	.	1
Cook, Kody	5	1	.	1
Reuter, Zach	4	1	.	1
Converse, Dalton	5	1	.	1
Walsh, Nick	5	1	.	1
Total.....	5	229	76	305	25-118	14-85	3-2	16	.	4-9	5	1	.
Opponents.....	5	232	62	294	30.0-113	11-73	2-60	14	.	3-0	4	.	.

SPECIAL TEAMS TACKLES

PLAYER	TOTAL	KO	PUNT	PLAYER	TOTAL	KO	PUNT
Couchman, Colborn	6	5	1	Converse, Dalton	1	0	1
Kirby, Jayd	4	4	0	Cook, Kody	1	1	0
Barry, Brogan	3	3	0	Lee, Elijah	1	0	1
Newlan, Sean	3	1	2	Mack, Ryan	1	1	0
Davis, Will	3	3	0	Barry, Brogan	1	1	0
Weber, Stanton	3	2	1	Burns, Morgan	1	0	1
Sexton, Collin	3	3	0	Reuter, Zach	1	1	0
Tanking, Trent	2	2	0	Valentine, Dayton	1	0	1
Sizelove, Same	2	2	0	Walsh, Nick	1	0	1
Patterson, Ian	2	2	0	TOTALS	40	31	9

2015 STATISTICS

OVERALL: 3-2 (HOME: 2-1, ROAD: 1-1, NEUTRAL: 0-0) | BIG 12 CONFERENCE: 0-2 (HOME: 0-1, ROAD: 0-1, NEUTRAL: 0-0)

GAME-BY-GAME TACKLES

PLAYER	UT-AT-TT	USD	UTSA	LT	OSU	TCU	OU	UT	BU	TTU	ISU	KU	WVU
Lee, Elijah	19-11-30	3-3-6	1-1-2	10-2-12	2-5-7	3-0-3							
Starks, Donnie	20-10-30	2-1-3	4-3-7	3-1-4	6-5-11	5-0-5							
Prewett, Kaleb	21-5-26	5-0-5	2-2-4	5-0-5	6-3-9	3-0-3							
Davis, Will	17-7-24	3-0-3	4-5-9	6-0-6	2-1-3	2-1-3							
Jackson, Nate	15-7-22	1-0-1	3-4-7	5-1-6	2-2-4	3-0-3							
Geary, Will	13-6-19	1-0-1	1-5-6	5-1-6	4-0-4	2-0-2							
McDaniel, Danzel	16-2-18	DNP	6-0-6	3-1-4	6-1-7	1-0-1							
Willis, Jordan	11-4-15	1-1-2	2-1-3	5-1-6	2-1-3	1-0-1							
Britz, Travis	11-4-15	3-1-4	2-2-4	2-0-2	3-0-3	1-1-2							
Burns, Morgan	12-2-14	3-0-3	--	4-1-5	5-1-6	DNP							
Newlan, Sean	9-1-10	1-0-1	2-0-2	--	1-1-2	5-0-5							
Bryant, Marquel	8-2-10	3-2-5	1-0-1	2-0-2	2-0-2	--							
Wood, Tanner	6-2-8	2-1-3	0-1-1	2-0-2	--	2-0-2							
Couchman, C.	6-2-8	3-0-3	3-1-4	--	0-1-1	--							
Sizelove, Sam	5-2-7	--	1-0-1	2-0-2	1-2-3	1-0-1							
Mack, Jesse	5-0-5	1-0-1	2-0-2	DNP	DNP	2-0-2							
Barnett, Dante	4-1-5	4-1-5	DNP	DNP	DNP	DNP							
Barry, Brogan	3-1-4	1-0-1	0-1-1	2-0-2	--	DNP							
Kirby, Jayd	2-2-4	DNP	1-2-3	--	--	1-0-1							
Sexton, Collin	3-0-3	1-0-1	--	--	--	2-0-2							
Moore, C.	3-0-3	3-0-3	--	--	DNP	--							
Clark, Davis	2-1-3	2-0-2	0-1-1	DNP	DNP	DNP							
Weber, Stanton	3-0-3	1-0-1	DNP	--	1-0-1	1-0-1							
Adams, Kendall	2-0-2	2-0-2	--	--	--	DNP							
Seiwert, Matt	2-0-2	--	2-0-2	--	--	--							
Patterson, Ian	1-1-2	--	--	--	0-1-1	1-0-1							
Hood, Demonte	1-1-2	1-0-1	0-1-1	--	--	DNP							
Tanking, Trent	1-1-2	1-0-1	0-1-1	--	DNP	DNP							
Shelley, Duke	1-0-1	DNP	DNP	DNP	DNP	1-0-1							
Burton, Deante	1-0-1	--	1-0-1	--	--	--							
Converse, Dalton	1-0-1	1-0-1	--	--	--	--							
Walsh, Nick	1-0-1	--	--	1-0-1	--	--							
Mack, Ryan	0-1-1	--	0-1-1	--	--	--							
Valentine, Dayton	1-0-1	--	--	--	1-0-1	--							

GAME-BY-GAME TACKLES FOR LOSS

PLAYER	TFL-YDS	USD	UTSA	LT	OSU	TCU	OU	UT	BU	TTU	ISU	KU	WVU
Willis, Jordan	6.5-34	--	2.0-5	3.5-23	1.0-6	--							
Britz, Travis	4.0-17	1.0-3	2.0-11	--	1.0-3	--							
Lee, Elijah	4.0-14	--	--	3.0-12	--	1.0-2							
Bryant, Marquel	3.0-24	1.0-10	1.0-7	--	1.0-7	--							
Geary, Will	2.5-7	--	--	1.5-5	1.0-2	--							
Clark, Davis	2.0-6	2.0-3	0.5-3	DNP	DNP	DNP							
Wood, Tanner	1.0-7	1.0-7	--	--	--	--							
Burton, Deante	1.0-6	--	1.0-6	--	--	--							
Hood, Demonte	0.5-3	--	0.5-3	--	--	DNP							
TOTALS	24.0-116	5.0-23	7.0-35	8.0-40	4.0-18	1.0-2							

GAME-BY-GAME SACKS

PLAYER	TFL-YDS	USD	UTSA	LT	OSU	TCU	OU	UT	BU	TTU	ISU	KU	WVU
Willis, Jordan	3.5-23	--	--	3.5-23	--	--							
Bryant, Marquel	3.0-24	1.0-10	1.0-7	--	1.0-7	--							
Britz, Travis	2.0-11	--	2.0-11	--	--	--							
Lee, Elijah	2.0-8	--	--	2.0-8	--	--							
Wood, Tanner	1.0-7	1.0-7	--	--	--	--							
Geary, Will	1.5-6	--	--	0.5-4	1.0-2	--							
Clark, Davis	0.5-3	--	0.5-3	DNP	DNP	DNP							
Hood, Demonte	0.5-3	--	0.5-3	--	--	DNP							
TOTALS	6.0-41	2.0-17	4.0-24	6.0-35	2.0-9	0.0-0							

2015 STATISTICS

OVERALL: 3-2 (HOME: 2-1, ROAD: 1-1, NEUTRAL: 0-0) | BIG 12 CONFERENCE: 0-2 (HOME: 0-1, ROAD: 0-1, NEUTRAL: 0-0)

GAME-BY-GAME SUMMARIES

GAME	Final Score	Score By Quarter				First Downs				Rushing			Passing			Total Offense		Punting	Fumbles	Penalty	Third Downs	Total	
		1	2	3	4 (OT)	Ru	Pa	Pn	Tot	Att	Yds	TD	C-A-I	Yds	TD	Att	Yds	No-Avg	No-Lost	No-Yds		ToP	
S. Dakota	0	0	0	0	0	6	9	1	16	36	61	0	18-30-0	205	0	66	266	6-37.3	2-1	2-11	8-18	30:45	
K-State	34	7	17	3	7	10	6	0	16	41	189	2	9-18-0	147	1	59	336	4-44.8	2-1	8-70	5-12	29:15	
K-State	30	0	7	6	17	9	10	3	22	44	175	3	12-23-0	243	0	67	418	4-36.8	1-0	9-85	7-14	35:05	
UTSA	3	3	0	0	0	3	9	2	14	25	37	0	23-37-0	192	0	62	229	8-39.6	0-0	12-92	3-14	24:55	
La. Tech	33	0	10	3	10 (10)	12	11	0	23	38	137	2	30-51-0	314	1	89	451	5-45.4	3-2	6-41	4-18	28:26	
K-State	39	3	3	7	10 (16)	8	8	1	17	45	165	1	15-26-0	195	3	71	360	6-41.3	3-1	4-35	6-16	31:34	
K-State	34	14	14	0	6	9	8	5	22	42	144	3	13-25-1	207	2	67	351	6-47.5	0-0	9-54	4-11	34:33	
Okla. State	36	7	13	6	10	2	23	1	26	27	49	1	35-56-1	441	4	83	490	4-37.5	1-1	8-95	9-15	25:27	
TCU	52	14	3	14	21	7	13	2	22	23	242	4	20-30-2	301	2	53	543	3-33.0	1-0	11-81	5-9	20:15	
K-State	45	7	28	0	10	14	8	6	28	48	228	6	13-33-1	157	0	81	385	5-43.6	1-1	3-35	8-14	39:45	
Oklahoma																							
K-State																							
K-State																							
Texas																							
Baylor																							
K-State																							
K-State																							
Texas Tech																							
Iowa State																							
K-State																							
K-State																							
Kansas																							
W. Virginia																							
K-State																							

GAME-BY-GAME OFFENSIVE STARTERS

OPPONENT	WR	LT	LG	C	RG	RT	TE	QB	WR	RB	FB
South Dakota	Burton	Whitehair	Johnson	Risner	Hayes	Kleinsorge	Small	Ertz	Cook	Dimel (fb)	Gronkowski
UTSA	Burton	Whitehair	Johnson	Risner	Hayes	Kleinsorge	Small	Hubener	Heath	Dimel (fb)	Gronkowski
Louisiana Tech	Burton	Whitehair	Johnson	Risner	Hayes	Kleinsorge	Davis (wr)	Hubener	Cook	Dimel (fb)	Gronkowski
Oklahoma State	Burton	Whitehair	Stiverson	Risner	Hayes	Kleinsorge	Cook (wr)	Hubener	Heath	Dimel (fb)	Gronkowski
TCU	Burton	Whitehair	Stiverson	Risner	Hayes	Kleinsorge	Klein (wr)	Hubener	Heath	Dimel (fb)	Gronkowski
Oklahoma											
Texas											
Baylor											
Texas Tech											
Iowa State											
Kansas											
West Virginia											

GAME-BY-GAME DEFENSIVE STARTERS

OPPONENT	DE	DT	DT	DE	LB	LB	LB	CB	SS	FS	CB
South Dakota	Willis	Britz	Geary	Bryant	Lee	Davis	Starks (db)	Burns	Barnett	Prewett	Jackson
UTSA	Willis	Britz	Geary	Bryant	Lee	Davis	Starks (db)	Burns	Jackson	Prewett	McDaniel
Louisiana Tech	Willis	Britz	Geary	Bryant	Lee	Davis	Starks (db)	Burns	Jackson	Prewett	McDaniel
Oklahoma State	Willis	Britz	Geary	Bryant	Lee	Davis	Starks (db)	Burns	Jackson	Prewett	McDaniel
TCU	Willis	Britz	Geary	Bryant	Lee	Davis	Starks (db)	Shelley	Jackson	Prewett	McDaniel
Oklahoma											
Texas											
Baylor											
Texas Tech											
Iowa State											
Kansas											
West Virginia											

CAREER CONSECUTIVE AND TOTAL STARTS

OFFENSE								DEFENSE							
Player, Pos.	Yr.	Consecutive Starts	Total Starts	Starts by Year				Yr.	Consecutive Starts	Total Starts	Starts by Year				
				2015	2014	2013	2012				2015	2014	2013	2012	
Cody Whitehair, OL	Sr.	33	43	5	13	13	12	Jordan Willis, DE	Jr.	18	18	5	13	0	--
Matt Kleinsorge, OL	Sr.	18	18	5	13	0	0	Will Geary, DL	So.	8	10	5	5	--	--
Luke Hayes, OL	Sr.	17	17	5	12	--	--	Will Davis, LB	Jr.	6	11	5	6	0	--
Glenn Gronkowski, FB	Jr.	6	12	5	3	4	--	Nate Jackson, DB	Sr.	6	7	5	2	--	--
Deante Burton, WR	Jr.	5	14	5	9	0	--	Travis Britz, DT	Sr.	5	28	5	10	13	0
Winston Dimel, FB	RFr.	5	5	5	--	--	--	Marquel Bryant, DE	Sr.	5	7	5	0	2	0
Dalton Risner, OL	RFr.	5	5	5	--	--	--	Elijah Lee, LB	So.	5	5	5	0	--	--
Joe Hubener, QB	Jr.	4	4	4	0	0	--	Donnie Starks, DB	Jr.	5	5	5	--	--	--
Boston Stiverson, OL	Sr.	2	21	2	13	4	2	Kaleb Prewett, DB	So.	5	5	5	--	--	--
Dominique Heath, WR	Fr.	2	3	3	--	--	--	Danzel McDaniel, DB	Sr.	4	17	4	13	--	--
Kyle Klein, WR	Sr.	1	4	1	0	3	0	Duke Shelley, DB	Fr.	1	1	1	--	--	--
Kody Cook, WR	Sr.	0	15	3	12	--	--	Dante Barnett, DB	Sr.	0	29	1	13	13	2
Andre Davis, WR	Sr.	0	1	1	0	--	--	Morgan Burns, DB	Sr.	0	16	4	12	0	0
Cody Small, TE	So.	0	2	2	--	--	--								
Terrale Johnson, OL	Jr.	0	3	3	--	--	--								
Jesse Ertz, QB	So.	0	1	1	--	--	--								

SCORING DRIVES - KANSAS STATE

OPPONENT	No. of Plays	Total Yards	Drive Time	Type of Score	Score Qtr/Time	Drive Start	Scoring Play
South Dakota	--	--	--	TD	1st/14:48	--	Burns 100 yd kickoff return
South Dakota	7	19	2:16	FG	2nd/13:30	SD 25	McCrane 23 yd field goal
South Dakota	5	45	2:07	TD	2nd/9:18	SD 45	Dimel 2 yd run
South Dakota	1	24	0:06	TD	2nd/5:45	SD 24	Burton 24 yd pass from Hubener
South Dakota	11	46	5:56	FG	3rd/3:08	KS 43	McCrane 28 yd field goal
South Dakota	10	79	5:20	TD	4th/7:28	KS 21	Dimel 1 yd run
UTSA	9	88	4:32	TD	2nd/11:34	KS 12	Hubener 1 yd run
UTSA	8	41	4:13	FG	3rd/10:47	KS 47	Cantele 29 yd field goal
UTSA	8	69	5:00	FG	3rd/4:34	KS 21	Cantele 27 yd field goal
UTSA	7	62	3:30	TD	4th/14:50	KS 38	Silmon 14 yd run
UTSA	6	32	2:58	FG	4th/10:49	SA 36	Cantele 21 yd field goal
UTSA	10	62	4:22	TD	4th/3:57	KS 38	Dimel 1 yd run
LA Tech	9	64	4:29	FG	1st/6:03	KS 20	Cantele 33 yd field goal
LA Tech	12	62	6:11	FG	2nd/11:06	KS 17	Cantele 38 yd field goal
LA Tech	9	75	4:59	TD	3rd/0:17	KS 25	Cook 4 yd pass from Hubener
LA Tech	2	7	0:48	TD	4th/7:04	LT 7	Jones 2 yd run
LA Tech	7	26	4:11	FG	4th/2:44	LT 29	Cantele 20 yd field goal
LA Tech	3	25	--	TD	OT	LT 25	Heath 22 yd pass from Hubener
LA Tech	4	-2	--	FG	20T	LT 25	Cantele 44 yd field goal
LA Tech	3	25	--	TD	30T	LT 25	Cook 31 yd pass from Hubener
Oklahoma St.	11	67	4:51	TD	1st/10:09	KS 33	Cook 3 yd run
Oklahoma St.	11	74	6:06	TD	1st/1:25	KS 26	Gronkowski 4 yd pass from Cook
Oklahoma St.	5	75	2:28	TD	2nd/10:46	KS 25	Burton 17 yd pass from Cook
Oklahoma St.	1	6	0:06	TD	2nd/4:37	OS 6	Silmon 6 yd run
Oklahoma St.	7	94	3:05	TD	4th/3:01	KS 6	Hubener 5 yd run
TCU	9	64	4:58	TD	1st/9:39	KS 36	Hubener 2 yd run
TCU	10	76	5:39	TD	2nd/12:51	KS 24	Hubener 17 yd run
TCU	8	75	4:36	TD	2nd/6:56	KS 25	Jones 28 yd run
TCU	4	24	1:44	TD	2nd/4:56	TC 24	Jones 7 yd run
TCU	7	40	3:40	TD	2nd/0:22	TC 40	Hubener 1 yd run
TCU	10	45	5:46	TD	4th/12:21	TC 45	Hubener 1 yd run
TCU	8	55	4:20	FG	4th/1:47	KS 25	Cantele 37 yd field goal

SCORING DRIVES - OPPONENTS

OPPONENT	No. of Plays	Total Yards	Drive Time	Type of Score	Score Qtr/Time	Drive Start	Scoring Play
UTSA	10	45	4:21	FG	1st/10:39	SA 21	Portillo 51 yd field goal
LA Tech	8	46	2:46	TD	2nd/3:30	KS 46	Driskel 1 yd run
LA Tech	9	59	2:00	FG	2nd/0:13	LT 33	Barnes 25 yd field goal
LA Tech	10	38	4:51	FG	3rd/5:16	LT 40	Barnes 39 yd field goal
LA Tech	5	79	1:57	TD	4th/13:16	LT 21	Driskel 8 yd run
LA Tech	11	60	1:16	FG	4th/0:00	LT 12	Barnes 45 yd field goal
LA Tech	6	25	--	TD	OT	KS 25	Taylor 6 yd pass from Driskel
LA Tech	7	10	--	FG	20T	KS 25	Barnes 32 yd field goal
Oklahoma St.	7	66	2:38	TD	1st/7:31	OS 34	Washington 32 yd pass from Rudolph
Oklahoma St.	13	64	3:11	TD	2nd/13:14	OS 36	McClesley 4 yd pass from Walsh
Oklahoma St.	13	83	3:51	TD	2nd/0:46	OS 17	Ateman 11 yd pass from Rudolph
Oklahoma St.	8	71	2:47	TD	3rd/7:00	OS 29	Taylor 1 yd run
Oklahoma St.	5	80	1:53	TD	4th/6:06	OS 20	Sheperd 3 yd pass from Rudolph
Oklahoma St.	10	45	2:29	FG	4th/0:32	OS 35	Grogan 37 yd field goal
TCU	1	86	0:18	TD	1st/14:42	TC 14	Green 86 yd run
TCU	6	59	1:42	TD	1st/7:46	TC 41	Doctson 32 yd pass from Boykin
TCU	5	42	1:14	FG	2nd/11:32	TC 25	Oberkrom 50 yd field goal
TCU	--	--	--	TD	3rd/13:16	--	Kindred 60 yd interception return
TCU	9	88	4:09	TD	3rd/7:14	TC 12	Green 8 yd run
TCU	11	70	4:22	TD	4th/7:55	TC 30	Boykin 14 yd run
TCU	2	75	0:44	TD	4th/6:07	TC 25	Boykin 69 yd run
TCU	2	64	0:30	TD	4th/1:10	TC 36	Doctson 55 yd pass from Boykin

DRIVES SUPERLATIVES

	KANSAS STATE	OPPONENT
Most Plays/Result	12/FG vs. Louisiana Tech	13/Downs by South Dakota, 2 TDs by Oklahoma State
Most Yards/Result	94/TD at Oklahoma State	88/TD by TCU
Most Time/Result	6:11/FG vs. Louisiana Tech	5:14/Downs by South Dakota

AVERAGE STARTING FIELD POSITION

	Total Drives	Total Yd. Line	Average Field Pos.	Started in Opp.	Total Scores	TD	FG	MFG	Punts	Downs	To	Clock	Total Points
K-State	62	2,025	Own 33	12	28	19	9	1	25	0	5	4	159
Opponents	62	1,705	Own 28	5	19	13	6	3	26	4	2	6	107

DRIVE CHART (NO. OF DRIVES/TD/FG)

Drive Start	1-9	10-19	20-29	30-39	40-49	50+
Result	NO/TD/FG	NO/TD/FG	NO/TD/FG	NO/TD/FG	NO/TD/FG	NO/TD/FG
South Dakota	2/0/0	1/0/0	3/1/0	0/0/0	2/0/1	3/2/1
at UTSA	2/0/0	4/1/0	1/0/1	2/2/0	1/0/1	1/0/1
Louisiana Tech	1/0/0	1/0/1	4/1/1	4/0/0	0/0/0	3/1/1
at Oklahoma State	2/1/0	2/0/0	4/2/0	4/1/0	0/0/0	1/1/0
TCU	0/0/0	0/0/0	9/2/1	1/1/0	0/0/0	4/3/0
Oklahoma						
at Texas						
Baylor						
at Texas Tech						
Iowa State						
at Kansas						
West Virginia						

3-AND-OUT

	Kansas State	Opponent
	3-and-Out/Drives	3-and-Out/Drives
South Dakota	3/11	2/11
at UTSA	1/11	3/11
Louisiana Tech	4/13	2/12
at Oklahoma State	3/13	1/14
TCU	3/14	1/14
Oklahoma		
at Texas		
Baylor		
at Texas Tech		
Iowa State		
at Kansas		
West Virginia		

SCORING DRIVE ANALYSIS

Yardage	KANSAS STATE		OPPONENTS	
	TD	FG	TD	FG
No Drive	1	0	1	0
Minus Yds.	0	0	0	0
0-9	2	0	0	0
10-19	0	1	0	0
20-29	2	1	0	0
30-39	0	1	0	1
40-49	3	2	1	3
50-59	0	1	1	1
60-69	4	3	3	1
70-79	6	0	4	0
80-89	1	0	4	0
90-99	1	0	0	0

GAME-OPENING DRIVES

Opponent	Pts.	KANSAS STATE		OPPONENTS		
		1st Dns.	Yds.	1st Dns.	Yds.	
South Dakota	0	0	9	0	1	23
at UTSA	0	1	23	3	3	45
Louisiana Tech	0	0	4	0	2	49
at Okla. State	7	5	67	7	3	66
TCU	7	1	86	7	5	64
Oklahoma						
Texas						
Baylor						
at Texas Tech						
Iowa State						
at Kansas						
West Virginia						

SECOND HALF-OPENING DRIVES

Opponent	Pts.	KANSAS STATE		OPPONENTS		
		1st Dns.	Yds.	1st Dns.	Yds.	
South Dakota	0	0	1	0	1	9
at UTSA	3	2	41	0	0	8
Louisiana Tech	0	1	1	0	0	4
at Okla. State	0	0	-5	0	0	4
TCU	0	1	24	0	1	21
Oklahoma						
Texas						
Baylor						
at Texas Tech						
Iowa State						
at Kansas						
West Virginia						

THIRD-DOWN CONVERSIONS (INCLUDES 3RD-AND-GOAL SITUATIONS)

BY QUARTER	1	2	3	4	OT	TOTAL
Kansas State	8-15	7-15	6-18	7-16	2-3	30-67
PCT.	.533	.467	.333	.438	.667	.448
Opponents	6-15	6-15	6-16	7-18	1-4	29-74
PCT.	.400	.400	.375	.389	.250	.392
BY YARDAGE	1-3	4-6	7-10	11+	TOTAL	
Kansas State	11-19	6-16	7-17	6-15	30-67	
PCT.	.579	.375	.412	.400	.448	
Opponents	10-20	7-18	10-20	2-16	29-74	
PCT.	.500	.389	.500	.125	.392	

WHO CONVERTS FOR K-STATE: Hubener 114, Cook 3, Heath 5, Dimel 2, Burton 3, Klein 3, Davis 2, Jones 1.

RED ZONE (INSIDE THE 20)

Opponent	Score	Times Inside		Total Pts	Total TDs	Rush TDs	Pass TDs	FGs Made	<----- Failed to score inside opp. 20 ----->						
		Opp. 20	Scored						FGA	Downs	Int	Fumb	Half	Game	
South Dakota	34-0	5	4	20	2	2	0	2	0	0	0	1	0	0	0
at UTSA	30-3	6	6	30	3	3	0	3	0	0	0	0	0	0	0
Louisiana Tech	39-33 (3ot)	7	6	29	3	1	2	3	0	0	0	1	0	0	0
at Oklahoma State	34-36	5	5	34	5	3	2	0	0	0	0	0	0	0	0
TCU	45-52	6	6	38	5	5	0	1	0	0	0	0	0	0	0
Oklahoma															
at Texas															
Baylor															
at Texas Tech															
Iowa State															
at Kansas															
West Virginia															
Totals	182-124	29	27	151	18	14	4	9	0	0	0	2	0	0	0
Opponents	124-182	15	12	69	9	5	4	3	1	1	0	0	1	0	0

Season Percentage - Overall: 27 of 29 (93.1%)

Season Percentage - Touchdowns: 18 of 29 (62.1%)

Season Percentage - Field Goals: 9 of 29 (31.0%)

LONGEST PLAYS (20-PLUS YARDS) - KANSAS STATE

Yards	Opponent	Play/Situation/Result
72	Oklahoma State	Jones 72 pass from Hubener (1st and 10 at OSU 12)
53	UTSA	Dimel 53 pass from Hubener (1st and 10 at UTSA 17)
43	South Dakota	Heath 43 pass from Hubener (1st and 10 at SD 34)
36	Oklahoma State	Heath 36 pass from Cook (1st and 10 at OSU 39)
36	UTSA	Davis 36 pass from Hubener (1st and 10 at UTSA 23)
35	South Dakota	Cook 35 pass from Hubener (1st and 10 at SD 35)
32	Oklahoma State	Cook 32 run (1st and 10 at KS 43)
31	Louisiana Tech	Cook 31 pass from Hubener (TD)
31	UTSA	Burton 31 pass from Hubener (1st and 10 at UTSA 48)
28	TCU	Jones 28 run (TD)
28	Louisiana Tech	Cook 28 pass Hubener (1st and 10 at KS 48)
27	Oklahoma State	Cook 27 run (1st and Goal at OS 3)
27	UTSA	Cook 27 pass from Hubener (1st and 10 at KS 41)
27	UTSA	Dimel 27 pass from Hubener (1st and 10 at UTSA 11)
26	TCU	Hubener 26 run (1st and 10 at TCU 14)
25	TCU	Klein 25 pass from Hubener (1st and 10 at TCU 39)
25	Louisiana Tech	Simon 25 run (1st and 10 at LT 20)
24	South Dakota	Burton 24 pass from Hubener (TD)
23	TCU	Hubener 23 run (1st and 10 at KS 48)
22	Louisiana Tech	Heath 22 pass from Hubener (TD)
22	UTSA	Warmack 22 run (1st and Goal at UTSA 6)
20	Louisiana Tech	Heath 20 pass from Hubener (1st and 10 at LT 27)

No. of plays from scrimmage, 20+ yards: 22 (7 run/15 pass)

No. of plays from scrimmage, 40+ yards: 3 (0 run/3 pass)

Returns	Opponent	Player
Kickoff	South Dakota	Burns 100 yards
Punt	Louisiana Tech	Heath 58 yards
Interception	None	
Fumble	None	

No. of returns 20+ yards: 10 (8 KR/2 PR/0 Int/0 Fum)

No. of returns 40+ yards: 3 (2 KR/1 PR/0 Int/0 Fum)

LONGEST PLAYS (20-PLUS YARDS) - OPPONENTS

Yards	Opponent	Play/Situation/Result
86	TCU	Green 86 run (TD)
69	TCU	Boykin 69 run (TD)
55	TCU	Doctson 55 pass from Boykin (TD)
47	Oklahoma State	Sheperd 47 pass from Rudolph (1st and 10 at KS 31)
40	Oklahoma State	Seales 40 pass from Seales (1st and 10 at KS 30)
36	Louisiana Tech	Dixon 36 run (1st and 10 at KS 38)
33	Louisiana Tech	Taylor 33 pass from Driskel (1st and 10 at KS 14)
32	TCU	Doctson 32 pass from Boykin (TD)
32	Oklahoma State	Washington 32 pass from Rudolph (TD)
29	TCU	Nixon 29 pass from Boykin (1st and 10 at KS 46)
27	Oklahoma State	Ateman 27 pass from Rudolph (1st and Goal at KS 3)
26	South Dakota	Van Roekel 26 pass from Saeger (1st and 10 at KS 34)
25	Oklahoma State	Washington 25 pass from Rudolph (1st and 10 at KS 14)
25	Louisiana Tech	Taylor 25 pass from Driskel (1st and 10 at KS 30)
24	TCU	Docton 24 pass from Boykin (1st and 10 at KS 14)
23	South Dakota	Shufford 23 pass from Saeger (1st and 10 at KS 38)
23	South Dakota	Fenichel 23 pass from Saeger (1st and 10 at SD 39)
22	Oklahoma State	Glidden 22 pass from Rudolph (1st and 10 at OS 42)
22	Louisiana Tech	Henderson 22 pass from Driskel (1st and 10 at LT 31)
20	TCU	Turpin 20 pass from Boykin (1st and 10 at KS 45)
20	South Dakota	Shufford 20 pass from Saeger (1st and 10 at KS 43)
20	Louisiana Tech	Taylor 20 pass from Driskel (1st and 10 at KS 45)

No. of plays from scrimmage, 20+ yards: 22 (3 run/19 pass)

No. of plays from scrimmage, 40+ yards: 5 (2 run/3 pass)

Returns	Opponent	Player
Kickoff	TCU	Turpin 41 yards
Punt	Louisiana Tech	Taylor 26 yards
Interception	TCU	Kindred 60 yards
Fumble	None	

No. of returns 20+ yards: 8 (6 KR/1 PR/1 Int/0 Fum)

No. of returns 40+ yards: 2 (1 KR/0 PR/1 Int/0 Fum)

TURNOVER CHART

K-STATE (Forced 7)

Game/How Obtained	Qtr/Time	Player	Next Drive Plays/Yds	First Downs	Drive Conclusion
South Dakota (1)					
Fumble	2nd/5:51	Stanton Weber (F/R)	1/24	1	Burton 24 yd TD pass from Hubener
Louisiana Tech (2)					
Fumble	1st/5:54	Sam Sizelove (F)/Jady Kirby (R)	3/12	1	Fumble
Fumble	4th/6:55	Elijah Lee (F)/Jordan Willis (R)	7/26	1	Cantele 20 yd field goal
Oklahoma State (2)					
Fumble	2nd/4:43	Jordan Willis (F)/Danzel McDaniel (R)	1/6	0	Silmon 6 yd TD run
Interception	4th/12:24	Will Davis	8/41	3	Punt
TCU (2)					
Interception	2nd/6:40	Elijah Lee	4/24	2	Jones 7 yd TD run
Interception	3rd/5:37	Elijah Lee	3/1	0	Punt

OPPONENTS (Forced 5)

Game/How Obtained	Qtr/Time	Player	Next Drive Plays/Yds	First Downs	Drive Conclusion
South Dakota (1)					
Fumble	1st/2:42	Graham (F)/Van Ginkel (R)	3/9	0	Punt
Louisiana Tech (1)					
Fumble	1st/4:30	Butler (R)	6/29	2	Punt
TCU (2)					
Interception	3rd/13:16	Kindred	--	--	60 yd INT return TD
Fumble	4th/0:53	Wilson (F)/Pierson (RD)	1/-3	0	End of Game

KANSAS STATE SUPERLATIVES

INDIVIDUAL

Longest Rush: 32, Kody Cook at Oklahoma State
Longest Touchdown Run: 17, Joe Hubener vs. TCU
Longest Pass: 72, Joe Hubener at Oklahoma State
Longest TD Pass: 31, Joe Hubener vs. Louisiana Tech
Longest Punt Return: 58, Dominique Heath vs. Louisiana Tech
Longest Kickoff Return: 100, Morgan Burns vs. South Dakota
Longest Interception Return: 2, Elijah Lee vs. TCU
Most Punts: 6, Nick Walsh at Oklahoma State
Longest Punt: 63, Nick Walsh vs. TCU
Highest Punt Average: 48.5, Mitch Lochbihler vs. Louisiana Tech
Longest Field Goal: 44, Jack Cantele vs. Louisiana Tech
Most Field Goals: 4, Jack Cantele vs. Louisiana Tech
Most TDs Rushing: 4, Joe Hubener vs. TCU
Most TDs Receiving: 2, Kody Cook vs. Louisiana Tech
Most TDs Passing: 3, Joe Hubener vs. Louisiana Tech
Most Rushing Attempts: 26, Joe Hubener vs. TCU
Most Yards Rushing: 119, Justin Silmon vs. Louisiana Tech
Most Pass Attempts: 33, Joe Hubener vs. TCU
Most Pass Completions: 15, Joe Hubener vs. Louisiana Tech
Most Yards Passing: 243, Joe Hubener at UTSA
Most Receptions: 5, Deante Burton vs. Louisiana Tech and TCU
Most Yards Receiving: 73, Andre Davis at UTSA and Kody Cook vs. Louisiana Tech
Most Total Offense: 301, Joe Hubener at UTSA
Most All-Purpose Yards: 122, Justin Silmon vs. Louisiana Tech
Most Interceptions: 2, Elijah Lee vs. TCU
Most Tackles: 12, Elijah Lee vs. Louisiana Tech
Most Solo Tackles: 10, Elijah Lee vs. Louisiana Tech
Most Quarterback Sacks: 3.5, Jordan Willis vs. Louisiana Tech
Most Tackles for Loss: 3.5, Jordan Willis vs. Louisiana Tech
Most Passes Broken Up: 1, 16 times

* *School Record*

TEAM

	High		Low	
Rushes	48 (TCU)		40 (USD)	
Yards Rushing	228 (TCU)		144 (Oklahoma State)	
TD Rushes	6 (TCU)		1 (LA Tech)	
Pass Attempts	33 (TCU)		18 (USD)	
Pass Completions	15 (LA Tech)		9 (USD)	
Yards Passing	243 (UTSA)		147 (USD)	
TD Passes	3 (LA Tech)		0 (UTSA/TCU)	
Total Plays	81 (TCU)		58 (USD)	
Total Offense	418 (UTSA)		332 (USD)	
Points	45 (TCU)		30 (UTSA)	
Sacks By	6 (LA Tech)		0 (TCU)	
First Downs	28 (TCU)		16 (USD)	
Penalties	9 (UTSA/OSU)		3 (TCU)	
Penalty Yards	85 (UTSA)		35 (LA Tech/TCU)	
Turnovers	2 (TCU)		0 (UTSA)	
Interceptions By	2 (TCU)		0 (USD/UTSA/LA Tech)	

OPPONENT SUPERLATIVES

INDIVIDUAL

Longest Rush: 86, Aaron Green, TCU
Longest Touchdown Run: 86, Aaron Green, TCU
Longest Pass: 55, Trevone Boykin, TCU
Longest TD Pass: 55, Trevone Boykin, TCU
Longest Punt Return: 26, Trent Taylor, Louisiana Tech
Longest Kickoff Return: 41, Kavontae Turpin, TCU
Longest Interception Return: 60, Derrick Kindred, TCU
Most Punts: 8, Yannis Routsas, UTSA
Longest Punt: 55, Miles Bergner, South Dakota
Highest Punt Average: 47.0, Logan McPherson, Louisiana Tech
Longest Field Goal: 51, Daniel Portillo, UTSA
Most Field Goals: 4, Jonathan Barnes, Louisiana Tech
Most TDs Rushing: 2, Jeff Driskel, Louisiana Tech; Trevone Boykin and Aaron Green, TCU
Most TDs Receiving: 2, Josh Doctson, TCU
Most TDs Passing: 3, Mason Rudolph, Oklahoma State
Most Rushing Attempts: 19, Jeff Driskel, Louisiana Tech
Most Yards Rushing: 124, Trevone Boykin, TCU
Most Pass Attempts: 55, Mason Rudolph, Oklahoma State
Most Pass Completions: 34, Mason Rudolph, Oklahoma State
Most Yards Passing: 437, Mason Rudolph, Oklahoma State
Most Receptions: 12, Trent Taylor, Louisiana Tech
Most Yards Receiving: 155, Josh Doctson, TCU
Most Total Offense: 425, Trevone Boykin, TCU
Most All-Purpose Yards: 179, Kavontae Turpin, TCU
Most Interceptions: 1, Michael Hunter, Oklahoma State; Derrick Kindred, TCU
Most Tackles: 9, Chad Whitener, Oklahoma State
Most Solo Tackles: 8, Corry O'Meally and Ridwan Issahaku, TCU
Most Quarterback Sacks: 2.0, Davante Averette, Oklahoma State
Most Tackles for Loss: 3.0, Chad Whitener, Oklahoma State
Most Passes Broken Up: 3, Corry O'Meally, TCU

* *School Record*

TEAM

	High		Low	
Rushes	38 (LA Tech)		23 (TCU)	
Yards Rushing	242 (TCU)		37 (UTSA)	
TD Rushes	4 (TCU)		0 (USD/UTSA)	
Pass Attempts	56 (Oklahoma State)		30 (USD)	
Pass Completions	35 (Oklahoma State)		18 (USD)	
Yards Passing	441 (Oklahoma State)		192 (UTSA)	
TD Passes	4 (Oklahoma State)		0 (UTSA/USD)	
Total Plays	89 (LA Tech)		53 (TCU)	
Total Offense	543 (TCU)		229 (UTSA)	
Points	52 (TCU)		0 (USD)	
Sacks By	6 (Oklahoma State)		0 (USD)	
First Downs	26 (Oklahoma State)		14 (UTSA)	
Penalties	12 (UTSA)		2 (USD)	
Penalty Yards	95 (Oklahoma State)		11 (USD)	
Turnovers	2 (LA Tech/OSU/TCU)		0 (UTSA)	
Interceptions By	1 (Oklahoma State/TCU)		0 (USD/UTSA/LA Tech)	

TURNOVERS

Takeaways (Fum/Int): 7 (4/3)
Giveaways (Fum/Int): 5 (3/2)
Difference: +2
Points Off Turnovers
 Kansas State 24
 Opponents 7
Points Off Turnovers Per Game
 Kansas State 4.8
 Opponents 1.4

KICKOFFS

Kickoffs: 34
Touchbacks (pct.): 6 (17.6)
Fair Catches: 0
Downed Kicks: 1
Out of Bounds: 1
On-Side Kicks (No./Recovered by KS): 1/0
Opponent Returns (No.-Yds./Avg): 26-463/17.8
Opponent Touchdowns: 0

KICKOFF RETURNS

Kickoffs: 24
Touchbacks (pct.): 10 (41.7)
Fair Catches: 0
Downed Kicks: 0
Out of Bounds: 0
On-Side Kicks (No./Recovered by Opp): 0/0
Returns (No.-Yds./Avg): 14-369/26.4
Touchdowns: 1

GAME ONE

SOUTH DAKOTA	0	0	0	0	-	0
RV/RV K-STATE	7	17	3	7	-	34

Sept. 5 | Bill Snyder Family Stadium | Manhattan, Kan. | 6:10 p.m. | Att: 53,297



WINSTON DIMEL

TEAM STATISTICS

	USD	K-STATE
FIRST DOWNS	16	16
Rushing	6	10
Passing	9	6
Penalty	1	0
NET YARDS RUSHING	61	189
Rushing Attempts	36	41
Average Per Rush	1.7	4.6
Rushing Touchdowns	0	2
Yards Gained Rushing	85	193
Yards Lost Rushing	24	4
NET YARDS PASSING	205	147
Completions-Attempts-Int	18-30-0	9-18-0
Average Per Attempt	6.8	8.2
Average Per Completion	11.4	16.3
Passing Touchdowns	0	1
TOTAL OFFENSE YARDS	266	336
Total offense plays	66	59
Average Gain Per Play	4.0	5.7
Fumbles: Number-Lost	2-1	2-1
Penalties: Number-Yards	2-11	8-70
PUNTS-YARDS	6-224	4-179
Average Yards Per Punt	37.3	44.8
Net Yards Per Punt	28.7	43.8
Inside 20	2	1
50+ Yards	1	1
Touchbacks	0	0
Fair catch	0	2
KICKOFFS-YARDS	1-65	7-443
Average Yards Per Kickoff	65.0	63.3
Net Yards Per Kickoff	-35.0	44.3
Touchbacks	0	3
Punt ret: Number-Yards-TD	2-4-0	3-52-0
Average Per Return	2.0	17.3
Kickoff ret: Number-Yds-TD	4-58-0	1-100-1
Average Per Return	14.5	100.0
Interceptions: Number-Yds-TD	0-0-0	0-0-0
Fumble Returns: Number-Yds-TD	0-0-0	0-0-0
Possession Time	30:45	29:15
1st Quarter	6:43	8:17
2nd Quarter	8:30	6:30
3rd Quarter	8:05	6:55
4th Quarter	7:27	7:33
Third-Down Conversions	8 of 18	5 of 12
Fourth-Down Conversions	0 of 2	0 of 0
Red-Zone Scores-Chances	0-0	4-5
Touchdowns	0-0	2-5
Field goals	0-0	2-5
Sacks By: Number-Yards	0-0	2-17
PAT Kicks	0-0	4-4
Field Goals	0-2	2-2

Game Notes

- K-State extended its scoring streak to 230 consecutive games on a 100-yard kickoff return by **Morgan Burns**... It is the ninth-longest active streak in the nation, the second-longest active streak in the Big 12 and the 20th longest all-time... The Wildcats have not been held off the scoreboard since a 12-0 loss at Colorado in 1996... The Wildcats have also scored in 156 consecutive home games dating back to 1991.
- Burns' kickoff return touchdown extended K-State's streak with a kickoff return to a nation-leading 11-straight years... It was the first time K-State has started a game with a kickoff-return touchdown since **Justin McKinney** went 88 yards against Florida Atlantic on Sept. 9, 2006... It is also the first kickoff return touchdown to start a season since at least 1936... It was also K-State's 97th non-offensive touchdown since 1997, which also leads the nation.
- K-State earned its first shutout since blanking Texas, 23-0, last season... It was the first in a season opener since back-to-back shutouts to open the 1998 (66-0 over Indiana State) and 1999 (40-0 over Temple) seasons... South Dakota ended the game with 61 rushing yards... It was the 21st time in the last 53 games the Wildcats have held their opponents to less than 100 yards rushing.
- Eight players made their first career starts, including six underclassmen.
- A capacity crowd of 53,297 attended tonight's game... The sellout crowd was the sixth-straight for a season opener, and the 21st consecutive sellout dating back to 2012.

K-STATE SHUTS OUT SOUTH DAKOTA, 34-0

MANHATTAN, Kan. -- Senior **Morgan Burns** set the tone for the night by returning the opening kickoff 100 yards for a touchdown and the defense posted its first shutout in a season opener in 16 seasons, as Kansas State rolled to a 34-0 win before a sellout crowd at Bill Snyder Family Stadium.

The Wildcats (1-0) held the Coyotes (0-1) to 266 total yards, including just 61 on the ground, to record its first shutout in a season opener since back-to-back shutouts to open the 1998 (66-0 over Indiana State) and 1999 (40-0 over Temple) seasons. It marked the 21st time in the last 53 games that the squad has held their opponent to less than 100 yards rushing. Overall, it was the first shutout since blanking Texas, 23-0, in 2014.

On the offensive side, K-State accumulated 332 yards of total offense, including 185 yards on the ground. Redshirt freshman **Justin Silmon** led the way with 51 yards on just six carries, including a jaunt of 18 yards, while fellow freshman **Winston Dimel** added a pair of touchdowns on eight carries for 29 yards.

Quarterback **Joe Huebner**, who replaced starter **Jesse Ertz** on the second play of the game due to injury, finished 9-of-18 through the air for 147 yards and a touchdown to go with 38 rushing yards.

The day was highlighted by the induction of the four newest Ring of Honor members, as former Wildcats **Clarence Scott**, **Michael Bishop**, **Darren Sproles** and **Jordy Nelson** watched their names be forever etched into K-State history. In addition, head coach Bill Snyder was recognized before the game for his induction into the College Football Hall of Fame this December.

HOW IT HAPPENED | First Half

- The Wildcats wasted no time scoring its first touchdown of the 2015 season, Burns returned the opening kickoff 100 yards to start the game to give the Wildcats a 7-0 lead.
- Burns' kickoff return extend K-State's streak with a kickoff return to 11-straight years.
- K-State would extend the lead to 10, thanks to the leg of **Matthew McCrane**, who converted on a 23-yard field goal with 13:30 left in the second quarter.
- The offense then found its rhythm in the second quarter, beginning with a 2-yard touchdown run by Dimel with 9:18 remaining in the second quarter. It marked Dimel's first touchdown of his career.
- The Wildcats added to their lead just four minutes later, as Huebner connected with wide receiver **Deante Burton** for a 24-yard touchdown reception with 5:45 before halftime.
- The defense forced one fumble and allowed just 23 rushing yards on 16 attempts.

HOW IT HAPPENED | Second Half

- McCrane would score the only points of the third quarter, connecting on a 28-yard field goal to give the Wildcats a 27-0 lead at the 3:08 mark.
- Dimel would punch in his second touchdown of the night with 7:28 remaining in the game, scoring from one yard out to complete the scoring at 34-0.
- The defense forced two turnover-on-downs in the second half, along with another forced fumble.

SCORING SUMMARY

Team	Qtr/Time	Scoring Play	Conversion	Plays-Yds-TOP	Score
KS	1st/14:48	Burns 100 yd kickoff return	McCrane kick		0-7
KS	2nd/13:30	McCrane 23 yd field goal		7-19-2:16	0-10
KS	2nd/9:18	Dimel 2 yd run	McCrane kick	5-45-2:07	0-17
KS	2nd/5:45	Burton 24 yd pass from Huebner, J.	McCrane kick	1-24-0:06	0-24
KS	3rd/3:08	McCrane 28 yd field goal		11-46-5:56	0-27
KS	4th/7:28	Dimel 1 yd run	McCrane kick	10-79-5:20	0-34

STATISTICAL LEADERS

► Kansas State

Rushing	Att	Yds	TD	Lg	Avg
Silmon	6	51	0	18	8.5
Jones	10	43	0	7	4.3
Huebner	9	38	0	16	4.2
Dimel	8	29	2	8	3.6
Gronkowski	2	16	0	11	8.0
Delton	3	10	0	5	3.3
Ertz	1	5	0	5	5.0

Passing	C-A-I	Yds	TD	Lg	Sack
Hubener	9-18-0	147	1	43	0

Receiving	Rec	Yds	TD	Lg
Heath	3	54	0	43
Cook	2	41	0	35
Burton	2	35	1	24
Klein	2	17	0	17

► South Dakota

Rushing	Att	Yds	TD	Lg	Avg
Fredrick	8	19	0	6	2.4
Bouma	9	17	0	6	1.9
Saeger	12	15	0	10	1.2
Gunn	6	11	0	5	1.8

Passing	C-A-I	Yds	TD	Lg	Sack
Saeger	18-30-0	205	0	26	2

Receiving	Rec	Yds	TD	Lg
Shufford	6	79	0	23
Van Roekel	4	56	0	26
Potter	2	15	0	10
Fenchel	1	23	0	23
Kramer	1	11	0	11
Bouma	1	7	0	7
Donovan	1	5	0	5
Ramsey	1	5	0	5
Hale	1	4	0	4

GAME TWO

RV/RV K-STATE	3	0	0	0	-	3
UTSA	0	7	6	17	-	30

Sept. 12 | Alamodome | San Antonio, Texas | 11:05 a.m. | Att: 29,424



JOE HUBENER

TEAM STATISTICS

	K-STATE	UTSA
FIRST DOWNS	22	14
Rushing	9	3
Passing	10	9
Penalty	3	2
NET YARDS RUSHING	175	37
Rushing Attempts	44	25
Average Per Rush	4.0	1.5
Rushing Touchdowns	3	0
Yards Gained Rushing	190	72
Yards Lost Rushing	15	35
NET YARDS PASSING	243	192
Completions-Attempts-Int	12-23-0	23-37-0
Average Per Attempt	10.6	5.2
Average Per Completion	20.2	8.3
Passing Touchdowns	0	0
TOTAL OFFENSE YARDS	418	229
Total offense plays	67	62
Average Gain Per Play	6.2	3.7
Fumbles: Number-Lost	1-0	0-0
Penalties: Number-Yards	9-85	12-92
PUNTS-YARDS	4-147	8-317
Average Yards Per Punt	36.8	39.6
Net Yards Per Punt	35.5	39.5
Inside 20	0	5
50+ Yards	0	0
Touchbacks	0	0
Fair catch	1	0
KICKOFFS-YARDS	7-424	2-129
Average Yards Per Kickoff	60.6	64.5
Net Yards Per Kickoff	43.9	28.5
Touchbacks	0	0
Punt ret: Number-Yards-TD	3-1-0	2-5-0
Average Per Return	0.3	2.5
Kickoff ret: Number-Yds-TD	2-72-0	7-117-0
Average Per Return	36.0	16.7
Interceptions: Number-Yds-TD	0-0-0	0-0-0
Fumble Returns: Number-Yds-TD	0-0-0	0-0-0
Possession Time	35:05	24:55
1st Quarter	7:20	7:40
2nd Quarter	7:22	7:38
3rd Quarter	12:33	2:27
4th Quarter	7:50	7:10
Third-Down Conversions	7 of 14	3 of 14
Fourth-Down Conversions	0 of 0	0 of 2
Red-Zone Scores-Chances	6-6	0-1
Touchdowns	3-6	0-1
Field goals	3-6	0-1
Sacks By: Number-Yards	4-24	2-10
PAT Kicks	3-3	0-0
Field Goals	3-3	1-1

Game Notes

• K-State has now started 2-0 for a second-straight season and for the fifth time in the last six years... Each of the previous five times K-State started 2-0, the Wildcats won at least seven games and advanced to a bowl... K-State earned its first double-digit victory in a non-conference road game since a 47-7 win at Northern Illinois on September 6, 1997.

• K-State broke a seven-game losing streak when playing in a domed stadium... The last win in an enclosed stadium prior to Saturday was a 30-25 triumph at Minnesota (Metrodome) on September 19, 1993.

• Kansas State has allowed three points in the first two games of the season, the fewest amount since also allowing three against Western Kentucky (3) and Louisiana-Monroe (0) in 2002... The K-State defense held UTSA to only 72 yards in the second half.

• The Wildcats took a 7-3 lead into the locker room at halftime as they pushed their nation-leading streak of consecutive games won when leading at the half to 49 games... Since 1990, the Cats have protected a halftime lead in 175 of their last 180 games when leading at the half.

• Joe Hubener made his first-career start, while it was his first start at quarterback since doing so for the junior varsity squad at Cheney High School... He was the first Wildcat to make his first-career start in a non-conference road game since Eli Roberson at USC in 2001 (10-6 W).

• Jack Cantele came off the bench to make 3-of-3 field goals... He has now made 19 career field goals, one shy of tying for 10th in school history.

HUBENER STRONG IN K-STATE'S 30-3 WIN

SAN ANTONIO, Texas -- Kansas State scored 30 unanswered points behind a solid performance from junior quarterback Joe Hubener, as the Wildcats topped the UTSA Roadrunners, 30-3, before 29,424 fans at the Alamodome.

Overcoming a slow start in the first quarter, K-State (2-0) had no trouble moving the ball, posting 418 yards of total offense on its way to a 27-point win. Holding a narrow 7-3 lead at the half, the Wildcats exploded for 23 points and 254 yards of total offense, including 111 on the ground, in the second half. It marked the second-straight game that the Wildcats scored at least 30 points.

Hubener finished the day with a career-high 243 yards passing on 12-of-23 attempts to go with a team-high 58 yards rushing and a touchdown. Hubener was one of six players that helped the Wildcats total 175 yards on the ground on 44 attempts and three touchdowns. Redshirt freshmen Winstan Dimel and Justin Silmon each recorded touchdowns, as Silmon picked up his first career score to start the fourth quarter.

Dimel led all receivers with 80 yards on two catches, including a 53-yard reception in the second quarter, while senior Andre Davis had 73 yards on a team-high four catches.

On the defensive side, K-State allowed just three points on 229 total yards to UTSA (0-2), which had 32 points and 525 yards of total offense in its loss to No. 22 Arizona in the season opener. The Wildcats held the Roadrunners to just 37 rushing yards, the second-straight week that the defense has held an opponent to under 100 yards rushing.

The three points allowed through the first two games are the fewest since 2002.

Junior linebacker Will Davis led the defense with nine tackles on the day, while senior defensive tackle Travis Britz added four tackles of his own, including two sacks.

K-State got a strong performance from back-up kicker Jack Cantele, who replaced Matthew McCrane early in the game after he went out with an injury. Cantele went a perfect 3-of-3 on the day, converting from 29, 27, and 21 yards.

UTSA would jump on the scoreboard first, as place-kicker Daniel Portillo converted on a 51-yard field goal to cap a 10-play, 45-yard drive on the Roadrunners' first possession. The teams would trade possessions throughout the first quarter until Hubener scored from one-yard out with 11:34 left in the second quarter. The score capped a 9-play, 88-yard drive by the Wildcats, which was highlighted by Dimel's 53-yard catch.

Leading 7-3 at halftime, K-State responded with an 8-play, 41-yard drive to open the third quarter that was capped by a 29-yard field goal by Cantele at the 10:47 mark that gave the Wildcats a 10-3 lead. All but four yards of the drive came on a 36-yard reception by Davis from Hubener. After forcing a three-and-out, the team added a second Cantele field goal of the quarter -- a 27-yarder at the 4:34 mark -- to extend the lead to 13-3.

The Wildcats pushed their advantage to 20-3 just 10 seconds into the fourth quarter with a 14-yard touchdown run by Silmon, who had 38 of the drive's 62 yards on five carries.

K-State took advantage of terrific field position on its next possession, as the defense stopped the Roadrunners on 4th and 6 from its own 36 with 13:47 left in the fourth quarter. The team drove all the way to the UTSA 2 before a penalty stalled the drive, forcing Cantele's third field goal of the day -- a 21-yarder -- to give the Wildcats a 23-3 lead with 10:49 to play.

Dimel capped the game off with the team's third rushing touchdown of the game, punching it in from one yard out for his third score of the year. He finished the game with 98 total yards, including 80 yards receiving. The 10-play, 62-yard drive was highlighted by redshirt freshman Dalvin Warmack's 22-yard scamper.

SCORING SUMMARY

Team	Qtr/Time	Scoring Play	Conversion	Plays-Yds-TOP	Score
UTSA	1st/10:39	Portillo 51 yd field goal		10-45-4:21	0-3
KS	2nd/11:34	Hubener 1 yd run	McCrane kick	9-88-4:32	7-3
KS	3rd/10:47	Cantele 29 yd field goal		8-41-4:13	10-3
KS	3rd/4:34	Cantele 27 yd field goal		8-69-5:00	13-3
KS	4th/14:50	Silmon 14 yd run	Cantele kick	7-62/3:30	20-3
KS	4th/10:49	Cantele 21 yd field goal		6-32-2:58	23-3
KS	4th/3:57	Dimel 1 yd run	Cantele kick	10-62-4:22	30-3

STATISTICAL LEADERS

► Kansas State

Rushing	Att	Yds	TD	Lg	Avg
Hubener	17	58	1	15	3.4
Warmack	5	40	0	22	8.0
Silmon	6	40	1	14	6.7
Dimel	8	18	1	5	2.2
Jones	7	11	0	5	1.6
Delton	1	8	0	8	8.0

Passing	C-A-I	Yds	TD	Lg	Sack
Hubener	12-23-0	243	0	53	2

Receiving	Rec	Yds	TD	Lg
Davis	4	73	0	36
Heath	3	25	0	10
Dimel	2	80	0	53
Cook	2	34	0	27
Burton	1	31	0	31

► UTSA

Rushing	Att	Yds	TD	Lg	Avg
Williams	10	31	0	10	3.1
Bias	1	11	0	11	11.0
Bellomy	4	4	0	8	1.0
Rhodes	2	2	0	1	1.0
Bogenschutz	7	-5	0	6	-0.7
Routsas	1	-6	0	0	-6.0

Passing	C-A-I	Yds	TD	Lg	Sack
Bogenschutz	20-33-0	156	0	17	3
Bellomy	3-4-0	36	0	16	1

Receiving	Rec	Yds	TD	Lg
Grubb	9	48	0	8
Morgan II	4	45	0	14
Thomas Jr.	3	30	0	13
Taylor	2	27	0	17
Taylor, A	2	20	0	10
Jones	1	16	0	16

GAME THREE

LA TECH	0	10	3	10 (10)	-	33
RV/RV K-STATE	3	3	7	10 (16)	-	39

Sept. 19 | Bill Snyder Family Stadium | Manhattan, Kan. | 2:05 p.m. | Att: 53,540



KODY COOK

TEAM STATISTICS

	LT	K-STATE
FIRST DOWNS	23	17
Rushing	12	8
Passing	11	8
Penalty	0	1
NET YARDS RUSHING	137	165
Rushing Attempts	38	45
Average Per Rush	3.6	3.7
Rushing Touchdowns	2	1
Yards Gained Rushing	175	186
Yards Lost Rushing	38	21
NET YARDS PASSING	314	195
Completions-Attempts-Int	30-51-0	15-26-0
Average Per Attempt	6.2	7.5
Average Per Completion	10.5	13.0
Passing Touchdowns	1	3
TOTAL OFFENSE YARDS	451	360
Total offense plays	89	71
Average Gain Per Play	5.1	5.1
Fumbles: Number-Lost	3-2	3-1
Penalties: Number-Yards	6-41	4-35
PUNTS-YARDS	5-216	6-248
Average Yards Per Punt	43.2	41.3
Net Yards Per Punt	38.2	37.0
Inside 20	2	2
50+ Yards	0	2
Touchbacks	0	0
Fair catch	1	4
KICKOFFS-YARDS	5-290	6-368
Average Yards Per Kickoff	58.0	61.3
Net Yards Per Kickoff	38.6	43.7
Touchbacks	1	2
Punt ret: Number-Yards-TD	1-26-0	2-25-0
Average Per Return	26.0	12.5
Kickoff ret: Number-Yds-TD	4-56-0	4-72-0
Average Per Return	14.0	18.0
Interceptions: Number-Yds-TD	0-0-0	0-0-0
Fumble Returns: Number-Yds-TD	0-0-0	0-0-0
Possession Time	28:26	31:34
1st Quarter	5:26	9:34
2nd Quarter	8:43	6:17
3rd Quarter	6:41	8:19
4th Quarter	7:36	7:24
Third-Down Conversions	4 of 18	6 of 16
Fourth-Down Conversions	3 of 4	0 of 0
Red-Zone Scores-Chances	5-6	6-7
Touchdowns	3-6	3-7
Field goals	2-6	3-7
Sacks By: Number-Yards	1-8	6-35
PAT Kicks	3-3	3-3
Field Goals	4-5	4-4

Game Notes

- K-State started 3-0 for the first time since 2012 and the 17th time in Bill Snyder's 24 years... Each of the previous 17 times K-State started 3-0 under Snyder, the Wildcats won at least seven games and advanced to a bowl.
- It was the third overtime game in program history and the second-ever at Bill Snyder Family Stadium... It was K-State's first overtime game since defeating Texas A&M on Nov. 12, 2011, 53-50, in four overtimes... K-State is 2-1 in overtime games, including a 2-0 record at home.
- K-State went nine quarters to start the season without allowing a TD, surrendering its first touchdown with 3:30 left in the second quarter... It was the longest streak to start a season in school history in the post-World War II era (1945).
- Justin Silmon rushed a career-high and game-high 24 times for a career-high 119 yards... It was the fourth-most rushing yards by a freshman in school history, while it was the first 100-yard game by a K-State running back since John Hubert had 220 yards at Kansas in the 2013 regular-season finale.
- Defensive end Jordan Willis carded six tackles, including 3.5 sacks... His sack total ranks second in school history for a single game, just a half sack shy of tying the school record held by Chris Johnson (4.0) at Missouri in 2000.
- Linebacker Elijah Lee finished the game with a career-high 12 tackles... His previous career best was six in the season opener against South Dakota, while his season high during his freshman year of 2014 was four against UTEP.

K-STATE OUTLASTS LOUISIANA TECH IN 3 OTS

MANHATTAN, Kan. -- Junior quarterback Joe Hubener connected on a 31-yard scoring strike to senior wide out Kody Cook in the third overtime to help propel Kansas State past Louisiana Tech, 39-33, on Saturday in front of 53,540 fans at Bill Snyder Family Stadium.

It was just the third time Kansas State (3-0) went into overtime in school history, and the second at Bill Snyder Family Stadium after the Wildcats topped Texas A&M in four overtimes in 2011.

After Charles Jones' 2-point conversion failed leaving the score at 39-33, the Bulldogs (1-2, 0-1 C-USA) still had an opportunity to tie or win the game in the third overtime. However, the Wildcat defense forced quarterback Jeff Driskel to throw four-straight incomplete passes to preserve the victory.

Hubener led the K-State attack on offense in just his second-career start, going 15-of-26 for 195 yards and three touchdowns, including the game-winner to Cook. The pivotal play came with the Wildcats backed up to the Louisiana Tech 31 after an illegal block penalty and facing 3rd-and-16.

Cook recorded a standout day, catching a career-high four passes for a career-high 73 yards and a career-best two touchdowns, while sophomore linebacker Elijah Lee posted a career-high 12 tackles to go with two sacks and a forced fumble. Junior defense end Jordan Willis added six tackles, along with 3.5 sacks and a fumble recovery.

Senior place-kicker Jack Cantele went perfect on the day, hitting from 33, 38, 20, 44 yards to tie his career high of four field goals made in a game. Cantele now has made 23 career field goals, ranking him 10th in school history.

K-State opened the scoring as Cantele hit a 33-yard field goal to give the 'Cats a 3-0 lead with 6:03 remaining in the first quarter. Cantele would extend the lead four minutes into the second quarter, connecting on a 38-yard field goal to make it 6-0 at the 11:06 mark.

Louisiana Tech took the lead on the game's first touchdown on a 1-yard run by Driskel, giving the Bulldogs a 7-6 lead at the 3:30 mark.

The Bulldogs would strike again 13 seconds before halftime as kicker Jonathan Barnes hit on the first of four field goals on the day, this one from 25 yards out, to push the lead to 10-6. Driskel's arm again played a major factor in the drive, accounting for 50 of the 59 yards on the drive.

Louisiana Tech extended its lead to 13-6 in the third quarter, as Barnes connected on a 39-yard field goal to cap a 10-play, 38-yard drive at the 5:16 mark.

K-State scored its first touchdown of the game with just 17 seconds remaining in the third quarter, as Hubener connected with Cook for a 4-yard score to knot the game at 13-all. Driskel gave the Bulldogs the lead again at 20-13 with his second rushing touchdown of the game -- an 8-yard scamper -- just a few minutes into the fourth quarter.

Heath jump started the offense later in the quarter by returning a punt 58 yards to the Louisiana Tech 7. Jones would score just two plays later to tie the game up at 20-all with 7:04 to play.

K-State then retook the lead with less than three minutes remaining in the game, as Cantele hit on his third field goal of the day -- a 21-yarder -- to put the Wildcats ahead 23-20, but Barnes hit a game-tying field goal from 45 yards left with no time left on the clock to send the game to overtime.

SCORING SUMMARY

Team	Qtr/Time	Scoring Play	Conversion	Plays-Yds-TOP	Score
KS	1st/6:03	Cantele 33 yd field goal		9-64-4:29	0-3
KS	2nd/11:06	Cantele 38 yd field goal		12-62-6:11	0-6
LT	2nd/3:30	Driskel 1 yd run	Barnes kick	8-46-2:46	7-6
LT	2nd/0:13	Barnes 25 yd field goal		9-59-2:00	10-6
LT	3rd/5:16	Barnes 39 yd field goal		10-38-4:51	13-6
KS	3rd/0:17	Cook 4 yd pass from Hubener	Cantele kick	9-75-4:59	13-13
LT	4th/13:16	Driskel 8 yd run	Barnes kick	5-79-1:57	20-13
KS	4th/7:04	Jones 2 yd run	Cantele kick	2-7-0:48	20-20
KS	4th/2:44	Cantele 20 yd field goal		7-26-4:11	20-23
LT	4th/0:00	Barnes 45 yd field goal		11-60-1:16	23-23
KS	OT	Heath 22 yd pass from Hubener	Cantele kick	3-25	23-30
LT	OT	Taylor 6 yd pass from Driskel	Barnes kick	6-25	30-30
LT	2OT	Barnes 32 yd field goal		7-10	33-30
KS	2OT	Cantele 44 yd field goal		4--2	33-33
KS	3OT	Cook 31 yd pass from Hubener	Jones rush failed	3-25	33-39

STATISTICAL LEADERS

► Kansas State

Rushing	Att	Yds	TD	Lg	Avg
Silmon	24	119	0	25	5.0
Jones	7	33	1	13	4.7
Hubener	8	9	0	6	1.1
Gronkowski	2	4	0	3	2.0
Dimel	3	1	0	3	0.3

Passing	C-A-I	Yds	TD	Lg	Sack
Hubener	15-26-0	195	3	31	1

Receiving	Rec	Yds	TD	Lg
Burton	5	58	0	19
Cook	4	73	2	31
Heath	2	42	1	22
Jones	2	10	0	6
Gronkowski	1	9	0	9
Silmon	1	3	0	3

► Louisiana Tech

Rushing	Att	Yds	TD	Lg	Avg
Dixon	17	81	0	36	4.8
Driskel	19	42	2	17	2.2
Henderson	1	12	0	12	12.0
McKnight	1	2	0	2	2.0

Passing	C-A-I	Yds	TD	Lg	Sack
Driskel	30-51-0	314	1	33	6

Receiving	Rec	Yds	TD	Lg
Trent	12	148	1	33
Henderson	6	81	0	22
Dixon	5	25	0	9
McKnight	4	39	0	17
Watts	3	21	0	8

GAME FOUR

RV/RV	K-STATE	14	14	0	6	-	34
20/19	OKLA. STATE	7	13	6	10	-	36

Oct. 3 | Boone Pickens Stadium | Stillwater, Okla. | 3:05 p.m. | Att: 57,618



TEAM STATISTICS

	K-STATE	OSU
FIRST DOWNS	22	26
Rushing	9	2
Passing	8	23
Penalty	5	1
NET YARDS RUSHING	144	49
Rushing Attempts	42	27
Average Per Rush	3.4	1.8
Rushing Touchdowns	3	1
Yards Gained Rushing	196	83
Yards Lost Rushing	52	34
NET YARDS PASSING	207	441
Completions-Attempts-Int	13-25-1	35-56-1
Average Per Attempt	8.3	7.9
Average Per Completion	15.9	12.6
Passing Touchdowns	2	4
TOTAL OFFENSE YARDS	351	490
Total offense plays	67	83
Average Gain Per Play	5.2	5.9
Fumbles: Number-Lost	0-0	1-1
Penalties: Number-Yards	9-54	8-95
PUNTS-YARDS	6-285	4-150
Average Yards Per Punt	47.5	37.5
Net Yards Per Punt	42.2	37.5
Inside 20	0	2
50+ Yards	1	0
Touchbacks	1	0
Fair catch	3	2
KICKOFFS-YARDS	6-355	7-420
Average Yards Per Kickoff	59.2	60.0
Net Yards Per Kickoff	40.3	39.3
Touchbacks	1	2
Punt ret: Number-Yards-TD	2-0-0	2-12-0
Average Per Return	0.0	6.0
Kickoff ret: Number-Yds-TD	5-95-0	4-88-0
Average Per Return	19.0	22.0
Interceptions: Number-Yds-TD	1-0-0	1-0-0
Fumble Returns: Number-Yds-TD	1-9-0	0-0-0
Possession Time	34:33	25:27
1st Quarter	10:57	4:03
2nd Quarter	7:52	7:08
3rd Quarter	7:51	7:09
4th Quarter	7:53	7:07
Third-Down Conversions	4 of 11	9 of 15
Fourth-Down Conversions	1 of 1	1 of 1
Red-Zone Scores-Chances	5-5	5-5
Touchdowns	5-5	4-5
Field goals	0-5	1-5
Sacks By: Number-Yards	2-9	6-40
PAT Kicks	4-4	3-4
Field Goals	0-1	1-1

Game Notes

- K-State has now lost five-straight games in Stillwater as the Wildcats' last win at OSU came in 1999 with an average margin of defeat being four points.
- Kansas State took a 28-20 lead into halftime, seeing a nation-leading 49-game winning streak snapped when leading at the half... The last time K-State lost when leading at halftime was a 41-39 setback at Oklahoma State in 2007 (led 21-17 at half).
- The Wildcats were 5-for-5 in the red zone on Saturday with all five scores being touchdowns... K-State only had eight touchdowns in 18 red zone trips over the first three games.
- Senior **Kody Cook** made his 15th career start at wide receiver, but ended up playing a majority of the game at quarterback, completing 10-of-16 passes for 122 yards and two touchdowns, while rushing 21 times for 87 yards and another score... He became the first Wildcat since 2007 to rush, pass and catch a touchdown in the same season (Leon Patton), while he is the first Wildcat since at least 1988 to throw multiple touchdown passes in a season while also scoring touchdowns via a run and catch.
- Redshirt freshman running back **Justin Silmon** rushed 15 times for 50 yards and one touchdown... He moved into fourth place in school history in rushing yards among freshmen at 260, passing **Darren Sproules** (210, 2001) and **Daniel Sams** (235, 2012).
- Sophomore punter **Nick Walsh** recorded a season-high 47.5-yard average... It was just shy of his career high of 49.2 yards vs. UCLA in 2014.

LATE FIELD GOAL LIFTS OSU PAST K-STATE

STILLWATER, Okla. -- Oklahoma State place-kicker **Ben Grogan** converted on a 37-yard field goal with 32 seconds left, as the Cowboys rallied past Kansas State, 36-34, at Boone Pickens Stadium.

After the Wildcats (3-1, 0-1 Big 12) took the lead 34-33 on a 5-yard touchdown run by junior quarterback **Joe Hubener** with 3:01 to play, the Cowboys (5-0, 2-0 Big 12) drove 45 yards over 10 plays to set up the game-winning score. K-State has now lost five-straight games at Boone Pickens Stadium by an average margin of just four points. The last Wildcat win in Stillwater came in 1999.

K-State led 28-13 after redshirt freshman running **Justin Silmon**'s 6-yard touchdown run with 4:37 left in the second quarter and held a 28-20 edge at halftime. The Cowboys outscored the Wildcats, 16-6, in the second half to snap K-State's nation-best 49-game winning streak when leading at halftime.

The Wildcats' offense posted 351 yards in the game, the fourth-straight game with at least 300 yards of total offense. The passing attack was led by senior **Kody Cook**, who replaced Hubener at quarterback midway through the first quarter. Cook went 10-for-16 for 122 yards and two touchdowns, while adding a team-high 87 yard rushing on 21 carries.

Cook also became the first Wildcat since 2007 to rush, pass and catch a touchdown pass in the same season and the first since at least 1988 to throw multiple touchdown passes while scoring touchdowns via a run and a catch.

Silmon rushed for 50 yards on 15 carries and one score. The effort moved him into fourth place in school history in rushing yards by a freshman with 260 yards.

On the defensive end, junior defensive back **Donnie Starks** posted a career-high 11 tackles in the game, while sophomore defensive back **Kaleb Prewett** also set a career high with nine tackles of his own. Senior defensive end **Marquel Bryant** recorded a sack in the game, tying a career high with three sacks this season. Defensive tackle **Will Geary** also tied a career high with his sack in the game.

K-State scored on its opening drive of the game with a 3-yard touchdown scamper by Cook, but Oklahoma State answered with a touchdown of their own on the next possession as quarterback **Mason Rudolph** connected with wide receiver James Washington for a 32-yard strike.

Cook would give the Wildcats a 14-7 lead with a 1:25 left in the first quarter, connecting with **Glenn Gronkowski** for a 4-yard touchdown pass. The score was Gronkowski's first of the season and the fifth touchdown of his career.

The Cowboys opened the scoring in the second half on a 4-yard touchdown pass from reserve quarterback **J.W. Walsh** to wideout **Jalen McCleskey**. However, the Wildcats would block the extra point, preserving a 14-13 lead. K-State then pushed the lead back to eight points just three minutes later as Cook threw his second touchdown pass of the day -- a 17-yard completion to Burton to give the Wildcats a 21-13 lead.

The 'Cats would then take advantage of a Cowboy turnover, scoring in one play on a Silmon run from the 6-yard line to give the Wildcats a 28-13 lead with 4:37 remaining in the second quarter.

The lead was cut to eight with 46 seconds remaining in the half, as Oklahoma State took the ball 83 yards in 13 plays to set up a **Marcel Ateman** touchdown reception. Rudolph converted a pass to Ateman on 3rd-and-18 to keep the drive alive.

OSU scored the only points of the third quarter, pulling within two points at the 7-minute mark off of a **Raymond Taylor** 1-yard touchdown run. **Brandon Sheperd**'s 3-yard touchdown reception gave Oklahoma State its first lead of the game at 33-28 with 6:06 remaining in the game.

SCORING SUMMARY

Team	Qtr/Time	Scoring Play	Conversion	Plays-Yds-TOP	Score
KS	1st/10:09	Cook 3 yd run	Cantele kick	11-67-4:51	7-0
OSU	1st/7:31	Washington 32 yd pass from Rudolph	Grogan kick	7-66-2:38	7-7
KS	1st/1:25	Gronkowski 4 yd pass from Cook	Cantele kick	11-74-6:06	14-7
OSU	2nd/13:14	McCleskey 4 yd pass from Walsh	Grogan kick blkd	13-64-3:11	14-13
KS	2nd/10:46	Burton 17 yd pass from Cook	Cantele kick	5-75-2:28	21-13
KS	2nd/4:37	Silmon 6 yd run	Cantele kick	1-6-0:06	28-13
OSU	2nd/0:46	Ateman 11 yd pass from Rudolph	Grogan kick	13-83-3:51	28-20
OSU	3rd/7:00	Taylor 1 yd run	Hays pass failed	8-71-2:47	28-26
OSU	4th/6:06	Sheperd 3 yd pass from Rudolph	Grogan kick	5-80-1:53	28-33
KS	4th/3:01	Hubener 5 yd run	Hubener pass failed	7-94-3:05	34-33
OSU	4th/0:32	Grogan 37 yd field goal		10-45-2:29	34-36

STATISTICAL LEADERS

► Kansas State

Rushing	Att	Yds	TD	Lg	Avg
Cook	21	87	1	32	4.1
Silmon	15	50	1	8	3.3
Hubener	4	8	1	11	2.0

Passing	C-A-I	Yds	TD	Lg	Sack
Cook	10-16-0	122	2	36	4
Hubener	3-9-1	85	0	72	1

Receiving	Rec	Yds	TD	Lg
Heath	3	49	0	36
Klein	3	36	0	17
Burton	2	33	1	17
Davis	2	7	0	12
Jones	1	72	0	72
West	1	6	0	6
Gronkowski	1	4	1	4

► Oklahoma State

Rushing	Att	Yds	TD	Lg	Avg
Taylor	9	35	1	8	3.9
McCleskey	2	19	0	12	9.5
Carr	6	15	0	6	2.5
Washington	1	10	0	10	10.0

Passing	C-A-I	Yds	TD	Lg	Sack
Rudolph	34-55-1	437	3	47	2
Walsh	1-1-0	4	1	4	0

Receiving	Rec	Yds	TD	Lg
Glidden	8	83	0	22
Washington	7	100	1	32
Ateman	6	101	1	27
Hays	5	32	0	9
Sheperd	3	56	1	47
McCleskey	3	12	1	4
Seales	1	40	0	40
Lacy	1	15	0	15

GAME FIVE

2/2 TCU	14	3	14	21	-	52
RV/RV K-STATE	7	28	0	10	-	45

Oct. 10 | Bill Snyder Family Stadium | Manhattan, Kan. | 6:35 p.m. | Att: 53,671



JOE HUBENER

TEAM STATISTICS

	TCU	K-STATE
FIRST DOWNS	22	28
Rushing	7	14
Passing	13	8
Penalty	2	6
NET YARDS RUSHING	242	228
Rushing Attempts	23	48
Average Per Rush	10.5	4.8
Rushing Touchdowns	4	6
Yards Gained Rushing	247	261
Yards Lost Rushing	5	33
NET YARDS PASSING	301	157
Completions-Attempts-Int	20-30-2	13-33-1
Average Per Attempt	10.0	4.8
Average Per Completion	15.1	12.1
Passing Touchdowns	2	0
TOTAL OFFENSE YARDS	543	385
Total offense plays	53	81
Average Gain Per Play	10.2	4.8
Fumbles: Number-Lost	1-0	1-1
Penalties: Number-Yards	11-81	3-35
PUNTS-YARDS	3-99	5-218
Average Yards Per Punt	33.0	43.6
Net Yards Per Punt	27.0	43.6
Inside 20	0	3
50+ Yards	0	1
Touchbacks	0	0
Fair catch	0	4
KICKOFFS-YARDS	9-563	8-429
Average Yards Per Kickoff	62.6	53.6
Net Yards Per Kickoff	39.8	35.6
Touchbacks	7	0
Punt returns: Number-Yards-TD	0-0-0	2-18-0
Average Per Return	0.0	9.0
Kickoff returns: Number-Yds-TD	7-144-0	2-30-0
Average Per Return	20.6	15.0
Interceptions: Number-Yds-TD	1-60-1	2-2-0
Fumble Returns: Number-Yds-TD	0-0-0	0-0-0
Possession Time	20:15	39:45
1st Quarter	4:22	10:38
2nd Quarter	2:51	12:09
3rd Quarter	6:22	8:38
4th Quarter	6:40	8:20
Third-Down Conversions	5 of 9	8 of 14
Fourth-Down Conversions	0 of 0	0 of 0
Red-Zone Scores-Chances	2-3	6-6
Touchdowns	2-3	5-6
Field goals	0-3	1-6
Sacks By: Number-Yards	2-15	0-0
PAT Kicks	5-5	6-6
Field Goals	1-1	1-1

Game Notes

- K-State scored 35 first-half points, the most since scoring 35 at Texas Tech in 2013... Of the 35 first-half points, 28 came in the second quarter, the most since also scoring 28 in the third quarter against Kansas in 2012.
- K-State extended its scoring streak to 234 consecutive games, while the Wildcats have now scored at least two touchdowns in a game to 56-straight games, the third-longest active streak in the nation.
- A week after going 5-for-5 on touchdowns in the red zone at Oklahoma State, the Wildcats were 6-for-6 in the red zone on Saturday night with six touchdowns... K-State only had eight touchdowns in 18 red zone trips over the first three games.
- Senior quarterback **Joe Hubener** set career highs in rushing attempts, yards and touchdowns... His 111 yards on the ground were the most by a K-State quarterback since **Jake Waters** ran for 138 yards at Iowa State in 2004... His four rushing touchdowns tied for third in school history, one shy of the school record.
- **Charles Jones** recorded his fifth career game with two or more rushing TDs and his first since the 2014 Oklahoma State game... His second-quarter touchdown run spanned 28 yards, which bettered his career high by 10 yards (18 yards at ISU in 2014).
- Sophomore linebacker **Elijah Lee** recorded the first two interceptions of his career to go along with his three tackles... It was the first time a Wildcat had two picks in a game since **Morgan Burns** and **Travis Green** each had two last year against Texas Tech.

NO. 2 TCU RALLIES PAST K-STATE

MANHATTAN, Kan. -- TCU quarterback Trevone Boykin connected with Josh Doctson for a 55-yard touchdown pass with 1:10 remaining in the game as the Horned Frogs defeated K-State, 52-45, in front of 53,671 fans at Bill Snyder Family Stadium.

The Wildcats (3-2, 0-2 Big 12) saw most of its offensive production on the ground, rushing for 228 total yards on and scoring six rushing touchdowns. Junior quarterback **Joe Hubener** led all rushers with 111 yards on the ground and four rushing touchdowns, while **Charles Jones** added 75 yards and two touchdowns of his own.

Junior **Deante Burton** led all Wildcat receivers with a career-high five catches for a career-high 65 yards. Fellow junior **Kyle Klein** also added a career-high 57 yards on a career-high four catches.

On defense, the Wildcats were led by sophomore **Elijah Lee**, whose two interceptions were the first of his career. **Sean Newlan** and **Donnie Starks** each recorded five solo tackles in the game.

TCU (6-0, 3-0 Big 12) wasted no time getting on the board, scoring on its first play from scrimmage as Aaron Green scampered for an 86-yard touchdown run 18 seconds into the game.

K-State answered with a touchdown of its own on its first drive with a two-yard touchdown run by Hubener to tie the game at 7-7. Doctson's 32-yard touchdown reception from Boykin would give the Frogs a 14-7 lead at the 7:46 mark of the first quarter, but Hubener punched in his second score of the night, a 17-yard run, to tie the game up at 14 apiece with 12:51 remaining in the second quarter.

The Frogs regained the lead on their next drive as kicker Jaden Oberkrom connected on a 50-yard field goal to push the lead to 17-14, but K-State took its first lead of the game at the 6:56 mark of the second quarter as Jones scored on a career long 28-yard rush to give the Wildcats a 21-17 lead.

After the defense forced a Boykin interception, Jones would score his second rushing touchdown of the night to extend the lead to 28-17. Later, a 12-yard TCU punt set up the Wildcats with great field position for a second-straight position and the Wildcats would capitalize, as Hubener rushed for his third touchdown to give the 'Cats a 35-17 lead.

TCU cut into the lead early in the second half as Derrick Kindred returned a Hubener interception 60 yards to push the score to 35-24, and the Frogs would score six minutes later to cut the lead to just four points as Green scored from eight yards out.

The Wildcats scored their first points of the second half at the 12:21 mark in the fourth quarter as Hubener scored his fourth touchdown to give the 'Cats a 42-31, but the back-and-forth game went on as Boykin answered with a touchdown of his own with 7:55 remaining in the game, taking the ball himself for a 14-yard touchdown run. TCU attempted a two-point conversion, but the try was no good, giving K-State a five point lead at 42-37.

TCU regained the lead with just over six minutes remaining as Boykin scampered for a 69-yard score. A successful two-point conversion would give the Frogs a 45-42 lead.

Place-kicker Jack Cantele tied the game at 45-45 with 1:47 remaining after he connected on a 37-yard field goal. However, TCU answered two plays later to seal the game as Boykin connected with Doctson on a 55-yard pass to give the Frogs a 52-45 lead with 1:10 left in the game.

SCORING SUMMARY

Team	Qtr/Time	Scoring Play	Conversion	Plays-Yds-TOP	Score
TCU	1st/14:42	Green 86 yd run	Oberkrom kick	1-86-0:18	7-0
KS	1st/9:39	Hubener 2 yd run	Cantele kick	9-64-4:58	7-7
TCU	1st/7:46	Doctson 32 yd pass from Boykin	Oberkrom kick	6-59-1:42	14-7
KS	2nd/12:51	Hubener 17 yd run	Cantele kick	10-76-5:39	14-14
TCU	2nd/11:32	Oberkrom 50 yd field goal		5-42-1:14	17-14
KS	2nd/6:56	Jones 28 yd run	Cantele kick	8-75-4:36	17-21
KS	2nd/4:56	Jones 7 yd run	Cantele kick	4-24-1:44	17-28
KS	2nd/0:22	Hubener 1 yd run	Cantele kick	7-40-3:40	17-35
TCU	3rd/13:16	Kindred 60 yd interception return	Oberkrom kick		24-35
TCU	3rd/7:14	Green 8 yd run	Oberkrom kick	9-88-4:09	31-35
KS	4th/12:21	Hubener 1 yd run	Cantele kick	10-45-5:46	31-42
TCU	4th/7:55	Boykin 14 yd run	Boykin pass failed	11-70-4:22	37-42
TCU	4th/6:07	Boykin 69 yd run	Doctson pass	2-75-0:44	45-42
KS	4th/1:47	Cantele 37 yd field goal		8-55-4:20	45-45
TCU	4th/1:10	Doctson 55 yd pass from Boykin	Oberkrom kick	2-64-0:30	52-45

STATISTICAL LEADERS

Kansas State

Rushing	Att	Yds	TD	Lg	Avg
Hubener	26	111	4	26	4.3
Jones	13	75	2	28	5.8
Silmon	6	22	0	10	3.7
Heath	2	14	0	8	7.0
Gronkowski	1	6	0	6	6.0

Passing	C-A-I	Yds	TD	Lg	Sack
Hubener	13-33-1	157	0	25	2

Receiving	Rec	Yds	TD	Lg
Burton	5	65	0	17
Klein	4	57	0	25
Heath	3	26	0	10
Reuter	1	9	0	9

TCU

Rushing	Att	Yds	TD	Lg	Avg
Boykin	11	124	2	69	11.3
Green	11	121	2	86	11.0

Passing	C-A-I	Yds	TD	Lg	Sack
Boykin	20-30-2	301	2	55	0

Receiving	Rec	Yds	TD	Lg
Doctson	8	155	2	55
Nixon	4	51	0	29
Turpin	3	57	0	20
White	3	18	0	6
Story	2	20	0	11

THE LAST TIME...

K-STATE

RUSHING/PASSING/RECEIVING

Two 100-yd rushers	Collin Klein (116) and John Hubert (101) vs. Kansas, 10/6/12
Two 100-yard receivers	Tyler Lockett (164) and Curry Sexton (104) vs. UCLA, 1/2/15
Two 100-yard rushers & 100-yard receiver	Ell Roberson (145 rush)/Darren Sproles (175 rush) & James Terry (116 rec) vs. California, 8/23/03
100-yard rusher & 100-yard receiver	Jake Waters (105) & James Johnson (129 rush),
Two 100-yard receivers	and Curry Sexton (128)/Tyler Lockett (125) vs. Texas Tech, 10/4/14
100-yard receiver & 300-yard passer	Jordy Nelson (125 rec)/Deon Murphy (106 rec) & Josh Freeman (320 pass) at Nebraska, 11/10/07
300 yards passing & 100 yards rushing	Michael Bishop (341 pass, 101 rush) vs Texas A&M, 12/5/98
QB with 100+ yds passing/rushing	Joe Hubener (111 rush/157 pass) vs. TCU, 10/10/15

RUSHING

25+ rushing attempts	26, Joe Hubener vs. TCU, 10/10/15
30+ rushing attempts	30, John Hubert at Kansas, 11/30/13
40+ rushing attempts	42, Darren Sproles vs. Western Kentucky, 9/4/04
100+ yards rushing	111, Joe Hubener vs. TCU, 10/10/15
150+ yards rushing	220, John Hubert at Kansas, 11/30/13
200+ yards rushing	220, John Hubert at Kansas, 11/30/13
Consec. 100-yard games	2, John Hubert
	105, vs. Iowa State, 11/2/13 and 157 at Texas Tech, 11/9/13
Consec. 150-yard games	2, Thomas Clayton
	177, vs. Florida International, 9/3/05; 152, at Marshall, 9/10/05
Consec. 175-yard games	2, Darren Sproles
	273, vs. Missouri, 11/22/2003; 235, vs. Oklahoma, 12/6/03
Consecutive 200-yard games	2, Darren Sproles
	273, vs. Missouri, 11/22/2003; 235, vs. Oklahoma, 12/6/03
Consecutive 225-yard games	2, Darren Sproles
	273, vs. Missouri, 11/22/2003; 235, vs. Oklahoma, 12/6/03
50-yard+ run	53, Jake Waters at Oklahoma, 10/18/14
70-yard+ run	95, John Hubert vs. Missouri State, 9/1/12
80-yard+ run	95, John Hubert vs. Missouri State, 9/1/12
90-yard+ run	95, John Hubert vs. Missouri State, 9/1/12
3+ rushing TDs	4, Joe Hubener vs. TCU, 10/10/15
4+ rushing TDs	4, Joe Hubener vs. TCU, 10/10/15
5+ rushing TDs	5, Collin Klein vs. Texas A&M, 11/12/11

PASSING

30+ attempts	33, Joe Hubener vs. TCU, 10/10/15
40+ attempts	48, Jake Waters vs. UCLA, 1/2/15
50+ attempts	50, Collin Klein at Baylor, 11/17/12
20+ completions	31, Jake Waters vs. UCLA, 1/2/15
25+ completions	31, Jake Waters vs. UCLA, 1/2/15
30+ completions	31, Jake Waters vs. UCLA, 1/2/15
3+ TD passes	3, Joe Hubener vs. Louisiana Tech, 9/19/15
4+ TD passes	4, Jake Waters vs. Kansas, 10/4/14
300+ yards passing	338, Jake Waters vs. UCLA, 1/2/15
400+ yards passing	400, Jake Waters at West Virginia, 11/20/14
Consecutive 250-yard+ games	5, Jake Waters
	291, at TCU, 11/8/14; 400, at WVU, 11/20/14; 294 vs. KU (11/29/14); 300 at BU (12/6/14) and 338 vs. UCLA (1/2/15)
Consecutive 300-yard games	2, Jake Waters
	300, at Baylor, 12/6/14; 338, vs. UCLA, 1/2/15
50-yard+ completion	72, Joe Hubener to Charles Jones at Oklahoma State, 10/3/15
70-yard+ completion	72, Joe Hubener to Charles Jones at Oklahoma State, 10/3/15
80-yard+ completion	90 (TD), Jake Waters to Tyler Lockett vs. Oklahoma, 11/23/13
90-yard+ completion	90 (TD), Jake Waters to Tyler Lockett vs. Oklahoma, 11/23/13

RECEIVING

10+ receptions	13, Tyler Lockett vs. UCLA, 1/2/15
3+ TD receptions	3, Tyler Lockett vs. Michigan, 12/28/13
100+ receiving yards	164, Tyler Lockett and 104 Curry Sexton vs. UCLA, 1/2/15
125+ receiving yards	164, Tyler Lockett vs. UCLA, 1/2/15
150+ receiving yards	164, Tyler Lockett vs. UCLA, 1/2/15
175+ receiving yards	196, Tyler Lockett at West Virginia, 11/20/14
200+ receiving yards	278, Tyler Lockett vs. Oklahoma, 11/23/13
Consecutive 100-yard games	5, Tyler Lockett
	196 at TCU, 11/8/14; 196 at WVU, 11/20/14;
	119 vs. KU, 11/29/14; 158 at BU (12/6/14) and 164 vs. UCLA (1/2/15)
3+ Consecutive 100-yard games	5, Tyler Lockett
	196 at TCU, 11/8/14; 196 at WVU, 11/20/14;
	119 vs. KU, 11/29/14; 158 at BU (12/6/14) and 164 vs. UCLA (1/2/15)

TEAM

300+ yards rushing	327, vs. Baylor, 10/12/13
400+ yards rushing	415, vs. Nebraska, 11/16/02
Less than 10 yards net rushing	1, at West Virginia, 11/20/14
Negative net rushing	(-12), vs. Texas Tech, 8/31/96
400+ yards passing	400, at West Virginia, 11/20/14
500+ yards total offense	505, vs. Kansas, 11/29/14
600+ yards total offense	626, vs. Iowa State, 11/22/08
Consec. gms, 500+ total yards	502, at Iowa State, 11/8/03
	561, at Nebraska, 11/15/03
4 consec. gms, 500+ total yards	573, vs. ISU, 10/24/98; 566, at KU, 10/31/98
	518, at Baylor, 11/7/98; 512, vs. Nebraska, 11/14/98
<200 yards total offense	121, at Texas, 11/19/11
<100 yards total offense	86, vs. Nebraska 10/5/96
30+ first downs	30, vs. Texas Tech, 10/27/12
35+ first downs	37, vs. Iowa State, 10/24/98
<10 first downs	8, at Texas, 11/19/11
40+ points	45, vs. TCU, 10/10/15
50+ points	51, vs. Kansas, 11/29/14
60+ points	62, vs. Texas A&M, 10/17/09
70+ points	76, vs. Ball State, 9/16/00
100+ yards in penalties	102 (10 pen.) at West Virginia, 11/20/14
5+ fumbles lost	5, vs. Southern California, 9/21/02
Scored a safety	at Louisiana, 9/12/09
Scored two safeties	at Nebraska, 11/12/05
Scored two safeties in a quarter	at Nebraska (third quarter), 11/12/05
Allowed a safety	vs. Kansas, 10/6/12
Forced five or more turnovers	6, at Kansas, 11/30/13
Forced three or more fumbles	3, vs. Texas, 12/1/12
Intercepted three or more passes	4, vs. Texas Tech, 10/4/14
Committed five turnovers	5, at Oklahoma State, 10/5/13
Committed six turnovers	6, at Kansas, 11/18/06
Recovered an on-side kick	Aubrey Quarles at Missouri, 11/9/08
Shutout	vs. South Dakota (34-0), 9/5/15
Shutout on road	at Iowa State (45-0), 11/8/03
Shutout vs. conference opponent	vs. Texas (23-0), 10/25/14
Shutout by, first half	vs. UCF, 9/25/10
Shutout by, second half	vs. Oklahoma, 10/29/11
Shutout by, game	at Colorado (12-0), 11/19/96
Overtime game	vs. Louisiana Tech, 9/19/15 (W, 39-33 - 30T)
Come-from-behind win	vs. Louisiana Tech, 9/15/15 (13-20, fourth quarter)

MISCELLANEOUS

300+ yds individual total offense	301, Joe Hubener (243 pass, 58 rush) at UTSA, 9/12/15
400+ yds individual total offense	413, Jake Waters (400 pass, 13 rush) at West Virginia, 11/20/14
300+ all-purpose yards	321, Tyler Lockett, at West Virginia, 11/20/14 (196 receiving, 66 punt return, 59 kickoff return)
6+ TDs responsible for	7, Collin Klein (3 pass, 4 rush) at West Virginia, 10/20/12
4+ TDs scored	4, Collin Klein (4 rush) at West Virginia, 10/20/12

THE LAST TIME...

3+ field goals	4, Jack Cantele vs. Louisiana Tech, 9/19/15
4+ field goals	4, Jack Cantele vs. Louisiana Tech, 9/19/15
5+ field goals	5, Jamie Rheem vs. Texas, 10/2/99
7+ PATs	7, Matt McCrane vs. UTEP, 9/27/14
8+ PATs	8, Anthony Cantele vs. Kansas, 10/6/12
9+ PATs	9, Brooks Rossman vs. Montana State, 9/6/08
50-yd+ FG	52, Matthew McCrane vs. Kansas, 11/29/14
60-yd+ FG	65, Martin Gramatica vs. N. Illinois, 9/26/98
15+ tackles	17, Jonathan Truman at Oklahoma, 10/18/14
5+ tackles for loss	5.0, Ian Campbell vs. Illinois State, 9/2/06
3+ sacks	3.5, Jordan Willis vs. Louisiana Tech, 9/19/15
2+ interceptions	2, Elijah Lee vs. TCU, 10/10/15
TD on an INT return	Danzel McDaniel (5 yards) at Oklahoma, 10/18/14
TD on fumble return (def)	Jarell Childs (1 yard) at Oklahoma, 9/22/12
TD on fumble return (special teams)	Byron Garvin (9 yards) vs. Illinois State, 9/2/06
TD on fumble return (off)	Tony Madison (0 yards) vs. Fresno State, 9/11/04
TD on punt return	Tyler Lockett (43 yards) at West Virginia, 11/20/14
Consecutive games w/punt return TD	2, Aaron Lockett vs. Louisiana Tech (69 yards), 9/2/2000; vs. Ball State (84 yards), 9/16/00
3 Consec. gms w/punt return TD	3, David Allen vs. Indiana State (63 yards), 9/5/98 vs. Northern Illinois (69 yards), 9/12/98; vs. Texas (93 yards), 9/19/98
TD on kickoff return	Morgan Burns (100 yards) vs. South Dakota, 9/5/15
2+ TD on kickoff return	Brandon Banks, 2 (91 and 92 yards), vs. Tennessee Tech, 9/26/09
TD on KO return to start game	Morgan Burns (100 yards) vs. South Dakota, 9/5/15
Consecutive games w/kick return TD	2, Tyler Lockett at Texas Tech (100 yards), 10/15/2011; at Kansas (97 yards), 10/22/11
2-point conversion	Jake Waters to Tyler Lockett, vs. UCLA, 1/2/15
Blocked field goal	Travis Britz, at Oklahoma State, 10/5/13
TD on blocked field goal	Kip Daily (65 yards) at Oklahoma State, 10/5/13
Blocked punt	Deante Burton, vs. UTEP, 9/27/14
TD on blocked punt	Courtney Herndon (10 yards) at Texas A&M, 10/11/08
Blocked extra point	Jordan Willis at Oklahoma State, 10/3/15
Defensive extra point	Nigel Malone (68-yd DXP kick return) vs. Arkansas, 1/6/12
2+ blocked kicks, game	2, Raphael Guidry at Texas Tech, 2 field goals, 10/15/11
Largest deficit overcome	21 points (school record - 3 times) vs. Iowa State (7-28, 3rd qtr), 9/25/99; vs. Oklahoma State (0-21, 2nd qtr), 10/23/99, at Missouri (0-21, 2nd qtr), 11/06/04

OPPONENTS

RUSHING

30+ rushing attempts	31, Brennan Clay (Oklahoma), 11/23/13
100+ yards rushing	124, Trevone Boykin and 121, Aaron Green (TCU), 10/10/15
150+ yards rushing	194, Paul Perkins (UCLA), 1/2/15
200+ yards rushing	200, Brennan Clay (Oklahoma), 11/23/13
300+ yards rushing	320, Barry Sanders (Oklahoma State), 10/29/88
Two 100-yard rushers	Trevone Boykin (124) / Aaron Green (121) (TCU), 10/10/15
60-yard+ run	69t, Trevone Boykin (TCU), 10/10/15
70-yard+ run	86t, Aaron Green (TCU), 10/10/15
80-yard+ run	86t, Aaron Green (TCU), 10/10/15
85-yard+ run	86t, Aaron Green (TCU), 10/10/15
90-yard+ run	91, David Thompson (Okla. State), 11/18/95
3+ rushing TDs	3, Trevone Boykin (TCU), 11/8/14

PASSING

40+ attempts	55, Mason Rudolph (Oklahoma State), 10/3/15
60+ attempts	63, Seth Doege (Texas Tech), 10/15/11
20+ completions	20, Trevone Boykin (TCU), 10/10/15
25+ completions	34, Mason Rudolph (Oklahoma State), 10/3/15
30+ completions	34, Mason Rudolph (Oklahoma State), 10/3/15
40+ completions	43, Seth Doege (Texas Tech), 10/15/11
3+ TD passes	3, Mason Rudolph (Oklahoma State), 10/3/15
4+ TD passes	4, Jameill Showes (UTEP), 9/27/14
250+ yards passing	301, Trevone Boykin (TCU), 10/10/15
300+ yards passing	301, Trevone Boykin (TCU), 10/10/15
350+ yards passing	437, Mason Rudolph (Oklahoma State), 10/3/15

RECEIVING

10+ receptions	12, Trent Taylor (Louisiana Tech), 9/19/15
100+ receiving yards	155, Josh Doctson (TCU), 10/10/15
125+ receiving yards	155, Josh Doctson (TCU), 10/10/15
150+ receiving yards	155, Josh Doctson (TCU), 10/10/15
200+ receiving yards	205, Justin Blackmon (Oklahoma State), 11/5/11
60-yard+ reception	69 (TD), Jameill Showes to Ian Hamilton (UTEP), 9/27/14
70-yard+ reception	93 (TD), Bryce Petty to Tevin Reese (Baylor), 10/12/13
	72 (TD), Bryce Petty to Antwan Goodley (Baylor), 10/12/13
90-yard+ reception	93t, Bryce Petty to Tevin Reese (Baylor), 10/12/13
2+ TD catches	2, Josh Doctson (TCU), 10/10/15

TEAM

<10 yards net rushing	minus 13, Texas A&M, 10/17/09
<20 yards net rushing	10, Eastern Kentucky, 9/3/11
<50 yards net rushing	49, Oklahoma State, 10/3/15
300+ yards rushing	331, UCLA, 1/2/15
400+ yards rushing	451, Nebraska, 10/7/10
500+ yards rushing	518, Colorado, 11/18/89
700+ yards rushing	768, Oklahoma, 10/15/88
<10 yards net passing	5, Ball State, 9/16/00
300+ yards passing	301, TCU, 10/10/15
350+ yards passing	441, Oklahoma State, 10/3/15
500+ yards total offense	543, TCU (301 pass, 242 run), 10/10/15
400+ yards total offense	543, TCU (301 pass, 242 run), 10/10/15
<200 yards total offense	196, Kansas (57 rush, 139 pass), 11/29/14
<150 yards total offense	129, Eastern Kentucky (10 rush, 119 pass), 9/3/11
<100 yards total offense	53, Ball State (46 rush, 5 pass), 9/16/00
30+ first downs	34, Baylor (10r, 24p, 0pn), 12/6/14
<10 first downs	7, Eastern Kentucky (2r, 4p, 1pn), 9/3/11
<5 first downs	4, North Texas (3r, 0p, 1pn), 9/23/00
40+ points	52, TCU, 10/10/15
50+ points	52, TCU, 10/10/15
60+ points	66, Texas Tech, 10/10/09
70+ points	73, Nebraska, 11/10/07
100 yards in penalties	128, UCLA, 1/2/15
Scored a safety	Kansas, 10/6/12
Blocked punt	Oklahoma State, 11/1/14
Blocked extra point	TCU, 11/8/14
Blocked field goal	West Virginia, 11/20/14
TD on interception return	Derrick Kindred (TCU), 60 yds, 10/10/15
TD on punt return	Jarvis West (Iowa State), 82 yds, 9/6/14
TD on kickoff return	Darryl Surgent, Louisiana, 100 yds, 9/7/13
TD on fumble return	Antonio Coleman (Auburn), 34 yds, 9/1/07
TD on blocked punt	D.J. Adeoba (Massachusetts), 26 yds, 9/5/09
2-point conversion	Trevone Boykin to Josh Doctson (TCU), 10/10/15
Defensive extra-point	Darrent Williams (85-yd DXP kick return), Oklahoma State, 10/12/02