



OKLAHOMA

Kenny Mossman, Sr. Associate AD for Communications
 180 W. Brooks Suite 2525, Norman, OK 73019
 O: (405) 325-8231 | C: (405) 249-5891 | F: (405) 325-7623
 kmossman@ou.edu | www.SoonerSports.com

2007 OU SCHEDULE

09.01	NORTH TEXAS	FSN	W, 79-10
09.08	MIAMI (FLA.)	ABC	W, 51-13
09.15	UTAH STATE	PPV	2:30 p.m.
09.21	at Tulsa	ESPN2	7 p.m.
09.29	at Colorado	tba	tba
10.06	Texas (at Dallas)	tba	tba
10.13	MISSOURI	tba	tba
10.20	at Iowa State	tba	tba
11.03	TEXAS A&M	tba	tba
11.10	BAYLOR	tba	tba
11.17	at Texas Tech	tba	tba
11.24	OKLAHOMA STATE	tba	tba

All starting times are for site of game

OKLAHOMA COACHES

Bob Stoops (f)	Head Coach
Brent Venables (f)	Assoc. HC/DC/LB
Kevin Wilson (p)	OC/TE/FB
Bobby Jack Wright (f)	Asst HC/Co-DC/DB
Kevin Sumlin (p)	Co-OC/WR
Cale Gundy (f)	RC/RB
Josh Heupel (f)	QB
Jackie Shipp (f)	DL
Chris Wilson (p)	DE

Game location: f - field, p - press box

TELEVISION/PAY PER VIEW

Bill Land, play-by-play
 Dean Blevins, analyst
 Emily Jones, sideline

RADIO/SOONER NETWORK

Bob Barry, Sr., play-by-play
 Merv Johnson, analyst
 Trent Smith, sideline
 Michael Dean, producer



DID YOU KNOW?

In just two games, Oklahoma already has touchdowns scored via the run, pass, an interception return and a fumble return. Nine different Sooners have crossed the goal line thus far. Three different OU players have at least two TDs, the total number of six-pointers scored Oklahoma's opponents.

WAC's Utah State Comes Calling in Norman; OU Final Non-Conference Home Game of 2007



OKLAHOMA SOONERS

2-0 Overall

IN THE POLLS

5 USA Today/Coaches
 3 Associated Press

LEADERS

Rushing: D. Murray
 32/151/5
 Passing: S. Bradford
 40-48-0/568/8 TD
 Receiving: J. Iglesias
 11/179/0
 Tackles: C. Lofton
 16 TT/1 TFL



UTAH STATE AGGIES

0-2 Overall

IN THE POLLS

NR USA Today/Coaches
 NR Associated Press

LEADERS

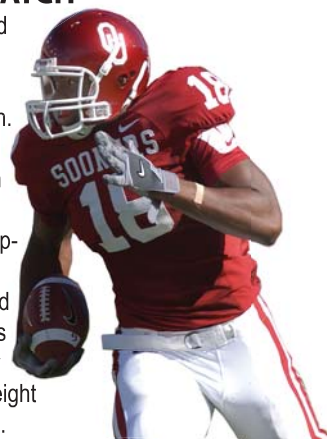
Rushing: C. Marsh
 30/111/0
 Passing: L. Jackson
 30-44-0/284/1
 Receiving: K. Robinson
 8/122/1
 Tackles: A. Taylor
 25 TT/1PBU

SETTING THE SCENE

Date: Saturday, Sept. 15, 2007
 Location: Norman, Okla.
 Kickoff: 2:30 p.m.
 Stadium: Gaylord Family - Oklahoma Memorial
 Stadium Capacity: 82,112
 Game Sponsor: Bronco Drilling
 OU Student Giveaway: Pom Pons
 Pre-Game:TBA
 Halftime: Pride of Oklahoma Marching Band

PLAYER TO WATCH

Sophomore tight end Jermaine Gresham had 11 receptions in his freshman season. He has already matched that total in 2007. He also has two touchdown receptions, one in each game. Gresham had the best outing of his career last Saturday against Miami with eight catches and one TD.



THE GAME

Oklahoma, fresh off a 51-13 win over Miami (Fla.), hosts its final non-conference home game of the of the 2007 season when Utah State visits Norman. The Aggies have held leads in each of their first two games, but dropped a home decision to UNLV and a road verdict at Wyoming.

THE SERIES

It's the fourth meeting between the two, the fourth to be played in Norman and the fourth time that OU entered the game against an unranked Aggie team with a top-10 ranking of its own. The Sooners won in 1972 (49-0), in 1974 (72-3) and in 1991 (55-21).

THE COACHES

Oklahoma: Bob Stoops (Iowa '83) is 88-19 in his ninth season with the Sooners. He is 4-4 in bowls, 3-3 in January Bowls, 2-3 in BCS games, 56-11 vs. the Big 12, 31-8 vs. the Big 12 South, 25-3 vs. the Big 12 North, 4-1 in the Big 12 title game, 31-8 vs. non-conference opponents, 49-2 at home, 25-9 on the road, 13-8 on neutral fields and 25-10 vs. ranked opponents.
Utah State: Brent Guy (Oklahoma State '83) is 4-21 in his third season with the Aggies.

THE PROGRAM

■ Oklahoma's all-time record stands at 770-292-53. ■ The Sooners own seven national championships (1950, 1955, 1956, 1974, 1975, 1985, 2000). ■ OU has 40 bowl appearances (No. 7 nationally) with 24 victories (No. 3 nationally). ■ Oklahoma has won 40 conference titles. ■ Since WWII, Oklahoma is the most successful college football program with 526 victories. ■ Some 142 All-Americans and four Heisman Trophy winners have come from the Oklahoma program.

OU MEDIA RELATIONS STAFF

Kenny Mossman* Sr. Assoc. Athletics Dir.
 E-mail kmossm@ou.edu
 Mike Houck Assoc. Media Relations Dir.
 E-mail mhouck@ou.edu
 Jared Thompson* Asst. Media Relations Dir.
 E-mail jaredthompson@ou.edu
 Craig Moran Asst. Media Relations Dir.
 E-mail cmoran@ou.edu
 Jessica Summers Asst. Media Relations Dir.
 E-mail jlsommers@ou.edu
 Debbie Copp Publications Coordinator
 E-mail dcopp@ou.edu

* denotes main football contacts

Office Phone 405.325-8231
 Office FAX 405.325.7623

Mailing Address
 OU Athletics Media Relations
 McCasland Center - OMS 2525
 180 W. Brooks
 Norman, OK 73019

BIG 12 TELECONFERENCE

This call is available to media only each Monday. To receive the parameters, contact Big 12 Conference office at 214.742.1212.

Here is the order of participants ...

- 10:00 -- Mark Mangino, Kansas
- 10:10 -- Bob Stoops, Oklahoma**
- 10:20 -- Mike Gundy, Oklahoma State
- 10:30 -- Ron Prince, Kansas State
- 10:40 -- Gary Pinkel, Missouri
- 10:50 -- Mike Leach, Texas Tech
- 11:00 -- Guy Morriss, Baylor
- 11:10 -- Gene Chizik, Iowa State
- 11:20 -- Mack Brown, Texas
- 11:30 -- Dennis Franchione, Texas A&M
- 11:40 -- Dan Hawkins, Colorado
- 11:50 -- Bill Callahan, Nebraska
- Noon -- Selected Student-Athletes

VIDEO HIGHLIGHTS

Big 12 highlights are available through a password protected web site at www.CollegePressBox.tv. First-time visitors will complete the on-line registration form before accessing the highlights. Contact Ted Gangi at webmaster@collegepressbox.com or 214/909-9314 for additional information.



GAME WEEK AVAILABILITY

Monday*	Tuesday*^#	Wednesday	Thursday	Friday
Bob Stoops on Big 12 Conference Call (10:10 a.m.) Players (offense) and coaches available for post-practice interviews (approx 6:15 p.m.).	Media luncheon (11:30 a.m.), East Side Stadium Club. Players (defense) and coaches available for post-practice interviews (approx. 6:15 p.m.).	Coaches only available for post-practice interviews (approx. 6:30 p.m.).	No availability	No availability.

* Some players have evening classes and are not available. ^Coach Stoops' radio show is Tuesday evenings and he generally has little if any post-practice availability that evening. # Players and coaches who appear at the media luncheon on not available after the Tuesday practice.

WEEKLY MEDIA LUNCHEON

Each Tuesday during the season OU hosts a media luncheon inside the Kerr McGee Stadium Club (east side) at Gaylord Family - Oklahoma Memorial Stadium. The luncheon begins at 11:15 a.m., with comments from the head coach of OU's opponent that week (by speaker phone if the coach is available). Lunch is served at 11:30 a.m., and OU head coach Bob Stoops steps to the podium at 12:05 p.m. A limited number of Sooner players are on hand for interviews.

CREDENTIALS

Requests for credentials are accepted online. To receive the link to the web site, e-mail Kenny Mossman at kmossm@ou.edu. Requests must be submitted by a sports director/editor at least eight days prior to the contest. Media attending games will have passes scanned and must show government issued photo identification upon entering the stadium. If the name on the credential and the photo ID do not match, the credential will be voided.

FOR MEDIA ONLY

The University of Oklahoma Athletics Media Relations office has opened a media-only website to assist in covering Sooner sports. The site is valuable for reporters, but also to desk personnel needing stock photographs or similar support. For information on accessing the site, contact Kenny Mossman.

PRACTICE

All practice sessions are closed to media and public unless otherwise posted. On days when post-practice interviews are conducted, media should gather outside the practice site 10-15 minutes before the workout is complete. Requests for interviews will be recorded at that time and members of the athletics media relations staff will escort media into the practice facility at the appropriate time.

INTERVIEWS

All interview requests should be submitted to the OU Athletic Media Relations Office ...

- **Head Coach** Bob Stoops will do general interviews following practice on Monday. All other requests must be submitted to Kenny Mossman.
- **Assistant Coaches:** The coaches are available after the Monday-Wednesday practices (coordinators who appear at the Tuesday luncheon are not available that day).
- **Players:** All interviews with players will take place at the media luncheon or after practice on Monday and Tuesday. Media should request players at least 24 hours in advance. Those who attend the media luncheon are not available after Tuesday's practice.
- **Post-Game:** The OU locker room is closed at all times. Head coach Bob Stoops and several Sooner players will be brought to designated areas. After home games, the interview area is the Switzer Center's Red Room, located under the south end zone grandstand.

TEAM COMPAISON

<i>Based on 2006 Statistics</i>	<i>OU</i>	<i>Opp.</i>
Points Scored	65.0	17.0
Points Allowed	11.5	27.5
First Downs	25.5	15.0
Rushing Yards	190.5	115.0
Rushing Defense	33.5	181.0
Passing Yards	349.0	142.0
Passing Defense	159.5	160.5
Total Offense	539.5	257.0
Total Defense	193.0	341.5
Int. thrown/Opp Int. Thrown	0/3	0/2
Sacks by/Allowed	8/1	3/4
Kickoff Return Avg.	29.0	26.3
Punt Return Avg.	6.0	16.2
Fum. lost/Gained	4/1	3/1
Penalties	15-110	15-140

OU BY THE NUMBERS

- 71,000 - Season tickets holder for OU football.
- 24,038 - Combined population of the four towns that produced OU's four Heisman winners.
- 647 - Weeks OU has been ranked in the AP poll -- ranks No. 4 nationally, No. 1 in the Big 12
- 146 - National TV games that showed OU.
- 123 - Games OU scored 50 points.
- 95 - Weeks OU has been ranked No. 1 -- tied for the all-time lead with Notre Dame.
- 89 -- OU games coached by Bob Stoops during in which OU held double digit leads.
- 63 - National award winners produced by OU.
- 45 - Game in Stoops era won by 20 or more pts.
- 29 - OU seasons with 10 or more victories.
- 18 - Number of states represented on OU roster.
- 4 - Big 12 Championships (leads the league).

THANKS, MIKE

The media relations office extends a special thank-you to Mike Brooks. Mike, an employee of the United States Postal Service, resides in Blanchard, Okla., and possesses what is likely the most comprehensive statistical database on Sooner football. His assistance on game day and with other research is greatly appreciated.

PAY PER VIEW INFORMATION

The Oklahoma-Utah State game will be televised live on pay-per-view by Big 12 Special Order Sports, FSN Southwest's pay-per-view division. It will be available on participating cable television systems in Oklahoma and Texas and nationwide to satellite dish customers. Suggested retail price is \$29.95. A list of participating programming providers carrying the PPV telecast will be announced this week. Participating cable and satellite TV providers will offer the telecast to their customers on a designated pay-per-view channel. The game will be replayed on FSN Southwest on Monday, Sept. 17 at 11 a.m.

THIS WEEK'S OPPONENT

- Utah State dropped its opener to UNLV (23-16) at home before going to Wyoming an absorbing another loss (32-18) last Saturday. In that Wyoming game, USU led 18-14 with 3:15 remaining in the third quarter, but could not stave off the Cowboys. The Aggies were 0-of-13 on third down.
- The Aggies rank No. 12 nationally in net punting at 40.38 yards per kick. They are No. 20 in kickoff returns at 26.27 and No. 24 in punt returns at 16.25. The team has struggled offensively, currently carrying a No. 107 national ranking (257.0 ypg). USU is No. 56 in total defense (341.5 ypg).
- Punter and quarterback Leon Jackson ranks No. 6 nationally with a punting average of 47.09 yards. Wide receiver Kevin Robinson ranks No. 13 in all-purpose yards (197.0 and No. 18 in punt returns (16.25).
- This USU team returns 19 starters, 11 on defense, seven on offense and one specialist.
- The Aggies play just two of their first six games at home. For the season, Utah State plays seven of its 12 games on the road.
- USU was 1-11 last season and is trying to snap and eight-game losing streak. That victory last season came in sixth game when the Aggies nipped Fresno State, 13-12.
- The Aggies are 9-39-1 against the Big 12. They own six wins over Colorado and three over Kansas State.
- Utah State has an impressive history of churning out NFL talent -- Merlin Olson, Cornell green, MacArthur Lane, Jim Turner and Rulon Jones to name a few.

TIES WITH THIS WEEK'S OPPONENT

- Utah State head coach Brent Guy was a defensive end/linebacker at Oklahoma State from 1979-82. He graduated from OSU in 1983 and started his coaching career as a graduate assistant there in 1986. He became the recruiting coordinator in 1988 before working as linebackers coach from 1989-91. He left for three seasons at an assistant at Utah State before returning to Oklahoma State in 1995 as linebackers coach. He remained there through the 1997 season.
- Utah State offensive coordinator and quarterbacks coach Darrell Dickey most recently coached at North Texas, where he was 0-4 vs. Oklahoma. He also saw OU as a player when he quarterbacked Kansas State from 1979-82. His father, Jim, was defensive backs coach for the Sooners from 1969-72.
- USU wide receivers coach Greg Stevens was the defensive backs and special teams coordinator at Snow (Utah) Junior College in 1998. That same year OU quarterbacks coach Josh Heupel was playing his sophomore season at Snow.
- Utah State offensive line coach Vance Vice was born in Grove, Okla., and later graduated from Bristow HS. He was a defensive lineman and tight end at Oklahoma State from 1985-89 and graduated from OSU in 1990.
- Dave Kragthorpe, special assistant to the athletics director at USU, and formerly the AD there from 1983-84, is the father of former Tulsa and current Louisville head coach Steve Kragthorpe.

WATCH FOR THESE GUYS

Sooners on awards watch lists thus far ...

TE Brody Eldridge	Mackey Award
FS Nic Harris	Thorpe Award
K Garrett Hartley	Groza Award
Malcolm Kelly	Maxwell Award
Allen Patrick	Maxwell Award
CB Reggie Smith	Thorpe Award

ALL-TIME AP POLL LEADERS

A look at the teams that have been ranked the most times in the AP's weekly top 25 ...

Michigan	746
Ohio State	722
Notre Dame	705
OKLAHOMA*	647
USC	642
Nebraska	639
Texas	626
Alabama	605
Tennessee	552
Penn State	540

Oklahoma and Notre Dame are tied for most weeks at No. 1 (95).

ACTIVE OU STREAKS

108 - Games in which OU scored a touchdown.
57 - Televised games.
51 - Home sellouts.
8 - Seasons to a bowl game.
8 - Home games in which OU exceeded 30 pts.
5 - Years OU has had a 1st round NFL draft pick.
3 - Seasons with a 1,000-yard rusher.

TAKING A DIFFERENT POSITION

During Bob Stoops' tenure 14 players have moved from one position to earn a starting job at another. Eight of those moved from one side of the ball to the other. This team includes eight players who have switched positions since arriving at OU ...

	Began as	Became
Brody Eldridge	DE	TE
Lendy Holmes	WR	CB
Allen Patrick	DB	RB
Ian Pleasant	LB	FB
Brian Simmons	DL	OL
D.J. Wolfe	RB	SS
Dane Zaslav	LB	FB

OKLAHOMA'S MOST RECENT GAME

Oklahoma blistered Miami (Fla.), 51-13, last Saturday in Norman ...

- Oklahoma never trailed in the game, but Miami did close to within 21-13 during the third quarter. The Sooners then reeled off 30 unanswered points.
- A crowd of 85,357, the largest in OU history, witnessed the game.
- Sam Bradford completed 19-of-25 passes for 205 yards and five touchdowns with no interceptions. Three of Bradford's scoring throws went to Malcolm Kelly.
- OU's rushing total of 116 yards is deceiving. The Sooners suffered a 44-yard loss after a high snap on a punt.
- Miami's defense struggled to generate any production. The Hurricanes rushed for just 52 yards and completed only 11-of-24 passes for 87 more. UM managed just seven first downs as compared with 25 for Oklahoma.
- Juaquin Iglesias had 110 yards in kickoff returns, the ninth-best total in school history.
- In spite of the new kickoff yard line, Garrett Harley had three more touchbacks.

THE SOONERS BRIEFLY

- Oklahoma was tabbed for a second-place finish in the Big 12's South Division in a preseason polling of league media. Defensive back Reggie Smith was named the league's preseason defensive player of the year.
- There are 34 players on this team with previous experience as a starter for OU. That's up from 10 from the same time last season.

SOONER STUFF

- Oklahoma is 49-2 at Gaylord Family - Oklahoma Memorial Stadium under Bob Stoops and has won its last 13 in a row there and 33 of its last 34. During Stoops's tenure, which included home winning streaks of 19 and 17 games, OU has registered six shutouts on Owen Field.
- The last 57 Oklahoma games have been televised. A very small number of those were carried on a pay-per-view or tape-delayed basis, but the vast majority were either over the air or on cable through widely recognized networks.
- Bob Stoops is 31-8 vs. non-league foes, 26-4 in regular season non-league games and 22-1 in non-conference home games.
- Oklahoma has played exclusive Football Bowl Subdivision (formerly I-A) opposition since Bob Stoops' opener in 1999 (a 49-0 win over I-AA Indiana State). The entire 2007 schedule is comprised of FBS competition.

STOOPS ERA YIELDING RECORD-SETTING ATTENDANCE NUMBERS

Oklahoma has drawn 4,074,858 for Bob Stoops' 51 home games (started in 1999).

- All 51 have been sold out and the Sooners have prevailed 48 times.
- Last year's average home attendance of 84,561 was the largest in school history. The top seven seasons for OU home attendance have come on Stoops' watch.
- The crowd of 85,357 for this year's Miami game is the largest in school history. The 84,472 for this year's North Texas game was the largest ever for an OU opener
- OU has exceeded its listed capacity of 82,112 in 25 consecutive games.



King Kelly

The impact of OU receiver Malcolm Kelly ...

NO. 1 IN OKLAHOMA RECORD BOOK

Most Receptions in a Game

11 vs. Texas Tech, 2006 (tied with two others)

Most Receiving Yards in a Quarter

134 vs. Middle Tennessee, 2006 (3 rec.)

Best Average Per Reception in a Game

(Min. 5 receptions)

32.8 yards vs. Middle Tennessee, 2006

Fastest to 1,000 Receiving Yards

19 games

Most Receiving Yards by a Sophomore

993 in 2006

Most Receptions by a Sophomore

62 in 2006

Most TD Receptions by a Sophomore

10 in 2006

Most Receptions, First Two Seasons

95, 2005-06

Most Receiving Yards, First Two Seasons

1,464, 2005-06

Most TD Receptions, First Two Seasons

12, 2005-06

NO. 2 IN OKLAHOMA RECORD BOOK

Most Receiving Yards in a Half

164 vs. Middle Tennessee, 2006

100-Yard Receiving Games, Season

6 in 2006

100-Yard Receiving Games, Career

7 in 2005-06

BIG 12 TITLE GAME RECORDS

Most Receptions in a Game — 10

Most Receptions in a Half — 6

Most Receiving Yards in a Game — 142

Most Receiving Yards in a Half — 102*

Most TD Receptions — 2

* indicates tied record

AND HE'S NOT ALONE

Other OU receivers last season

Juaquin Iglesias -- 14-514-2

Manuel Johnson -- 36-478-3

Fred Strong -- 9-73-0

Quentin Chaney -- 5-52-2

Adron Tennell -- 2-26-0

Joe Jon Finley* -- 19-241-3

Jermaine Gresham* -- 8-161-1

Brody Eldridge -- 3-18-0

* -- Tight end

^ -- Only senior on the list

ABOUT THE OFFENSE

■ Under Stoops, Oklahoma has produced its career leader in passing and receiving, while turning out the No. 3- and No. 4-ranked rusher in school history and the school record holder for single-season rushing.

■ OU has scored at least one touchdown in every game dating back to Nov. 7, 1998.

■ Under Stoops, OU has rushed for 200 yards 33 times, including 27 over the last five seasons.

■ Also under Stoops, OU has 108 TDs of 25-plus yards and 227 scoring drives that took less than two minutes.

■ OU's 2006 team missed perfect offensive balance by just 202 yards (2,682 passing, 2,480 rushing). The 2005 team missed it by just one yard and the 2003 squad was off by only 160.

BRADFORD HAS SPECIAL TIES TO OU AND THE STATE

Three players competed through the spring and first three weeks of August before redshirt freshman Sam Bradford earned the starting QB job.

■ Bradford is a certified Cherokee Indian. His great, great grandmother (father's side) was Susie Walkingstick. Oklahoma is home to more Native Americans (250,000+) than any other state.

■ Bradford's father, Kent, was an offensive lineman at OU. He lettered in 1977 and 1978.

■ Bradford completed his last 18 passes of the North Texas game and his first four against Miami. That string of 22 straight broke Jason White's school record of 18 and challenged the NCAA record of 24 set by Tennessee's Tee Martin.

ONE FOR THE THUMB

One Oklahoma player has had a hand in scoring five touchdowns in each of the first two games. In week one, DeMarco Murray ran for five touchdowns and in week two Sam Bradford tied a school record when he threw for five.

NATIONAL NUMBERS

Oklahoma's offense has vaulted itself to the upper echelon of the NCAA statistical categories ...

■ No. 1 in passing efficiency at 241.64.

■ No. 2 in scoring with 65.0 per game.

■ No. 6 in total offense with 539.5 yards per game.

■ No. 7 in passing offense with 349.0 yards per game.

■ Sam Bradford is No. 1 in passing efficiency at 237.73, Malcolm Kelly and DeMarco Murray are tied for No. 6 in scoring with 15.0 points/game and Kelly is No. 15 in receiving yards 110.0/game.

MORE ON MALCOLM

Malcolm Kelly has 103 career receptions for 1,684 yards and 17 touchdowns. Kelly ranks No. 10 (tied with Josh Norman) on OU's career receptions list, No. 5 on the receiving yards list and No. 2 (tied with Travis Wilson) on the receiving TDs list. Current Baltimore Raven Mark Clayton set the touchdown mark at 31.

TIGHT END TANDEM

Oklahoma features one of the top tight end tandems in the nation in 6-6, 261-pound Joe Jon Finley and 6-5, 263-pound Jermaine Gresham. Last season, the two combined to average 1.9 receptions per game. Thus far in '07, they're averaging 6.5. Another tight end, Brody Eldridge, who often lines up as the H-back, is on the preseason list for the Mackey Award.

O-LINE OF HISTORICAL PROPORTIONS

With an average height of nearly 6-5 (76.6 inches) and 322.4 pounds this is one of the biggest offensive lines in Oklahoma history. During the Stoops era (since 1999) this is the heaviest line. The 2004 line tipped the scales at 307.8 pounds. By height, this is the third-tallest line of the Stoops era. The 2002 and 2003 lines both measured 77.2 inches.

■ At 6-8, Phil Loadholt is tied as the tallest football player on record at Oklahoma, and the tallest starter. The only previous player at 6-8 was Chris Watkins, recruited in 1988 from Amarillo (Texas) HS. Watkins lettered in 1991, but never started. There have been 17 OU players at 6-7 (for research, only measurements from a player's final season at Oklahoma were used).

STOOPS ERA DEFENSIVE TD'S

2007

Reggie Smith 61-yard FR vs. Miami (Fla.)
 Nic Harris 24-yard INT vs. North Texas

2006

Marcus Walker 33-yard INT vs. Boise State
 Reggie Smith 42-yard INT vs. Baylor
 Zach Latimer 22-yard INT vs. Middle Tennessee

2005

Chijioke Onyenegecha 63-yd.INT vs. Neb.
 D.J. Wolfe 65-yd. INT vs. Kansas
 Clint Ingram 48-yd. INT vs. Tulsa

2004

Lance Mitchell 28-yd. FR vs. Kansas

2003

Eric Bassey 34-yd. INT vs. UCLA
 Jonathan Jackson 21-yd. INT vs. Texas
 Derrick Strait 17-yd. FR vs. Texas A&M

2002

Eric Bassey 45-yd. FR vs. Alabama
 Antonio Perkins 50-yd. INT vs. UTEP
 Michael Hawkins 45-yd. INT vs. UTEP
 Derrick Strait 75-yd. INT vs. Baylor

2001


Rocky Calmus 14-yd. FR vs. North Carolina
 Derrick Strait 47-yd. INT vs. North Carolina
 Cory Heinecke 69-yd. FR vs. Air Force
 Roy Williams 18-yd. FR vs. Kansas St.
 Teddy Lehman 2-yd. INT vs. Texas

2000

Roy Williams 35-yd. INT vs. UTEP
 Rocky Calmus 41-yd. INT vs. Texas
 Derrick Strait 32-yd. INT vs. Nebraska
 Torrance Marshall 41-yd. INT vs. TAMU
 J.T. Thatcher 85-yd. INT vs. Texas Tech

1999

Mike Woods 43-yd. INT vs. Oklahoma St.



D.J. Wolfe

ABOUT THE SOONER DEFENSE

■ OU has forced at least one turnover in 96 of Bob Stoops' 107 games and has at least one interception in 71 of the last 94 games. The Sooners have multiple picks in 27 of their last 63 outings.

■ Opponents completed 50 percent or more of their passes in less than half of their games against Stoops-coached OU teams -- 52 times in 107 games.

■ Oklahoma has nine shutouts under its current head coach. Opponents failed to score more than seven points 28 times and scored less than 14 in 54 games.

■ Last season, only two of the 14 opponents reached their scoring average in games against Oklahoma and just two were able to exceed their average total yardage figure. After game three, only one team exceeded its scoring average and none met their yardage number.

A HISTORY OF GREAT DEFENSE

Oklahoma consistently ranks among nation's best in the key NCAA statistics of total defense and scoring defense. Here is a look at those Sooner rankings under its current head coach ...

2006: No. 16 in total defense (287.1), No. 20 in scoring defense (17.3)

2005: No. 13 in total defense (306.7), No. 37 in scoring defense (23.1)

2004: No. 13 in total defense (299.0), No. 11 in scoring defense (16.8)

2003: No. 3 in total defense (259.6), No. 5 in scoring defense (15.3)

2002: No. 10 in total defense (293.1), No. 6 in scoring defense (15.4)

2001: No. 4 in total defense (262.8), No. 4 in scoring defense (13.8)

2000: No. 8 in total defense (278.9), No. 7 in scoring defense (16.0)

1999: No. 39 in total defense (344.4), No. 16 in scoring defense (18.4)

■ The current Sooners are No. 1 nationally in tackles for loss (13.0/game), No. 6 in rushing defense, No. 11 in total defense and No. 15 in scoring defense.

■ That tackle for loss figure is impressive because 12 different players have a tackle behind the line of scrimmage. Eight of those were sacks.

■ With an interception return for a touchdown, a fumble return for a touchdown and a safety, Oklahoma's defense has accounted for 16 points this season (including PATs).

PAPER OR PLASTIC?

It's probably too early to be tracking, but for the sake of conversation Oklahoma is averaging four sacks per game. That average is on track to tie the school record of 48 set in 1986. In an era of spreads, shotguns and quick releases it's worth noting.

TOUCHY, FEELY DEFENSE

Sooner defenders have already touched the ball 10 times this season with six break-ups, three interceptions and one fumble recovery. OU is averaging 29 yards on interception/fumble returns with a pair of touchdowns.

STOOPS ERA STAPLE: RUN DEFENSE

Nineteen times, Bob Stoops-coached Oklahoma teams have held opponents under 40 rushing yards in a game. Four times the total has resulted in negative yards. Last season, thanks in part to five sacks, the Sooners limited Baylor to -48 yards on the ground. That was the best single-game rushing defense performance by any team in the nation in 2006 and the best by an Oklahoma team during the Stoops Era.

■ OU has ranked no worse than 23rd in national rushing defense over the last seven seasons. Three times in that span it ranked among the top 10 and six times it was among the top 20.

NOWHERE TO RUN

Best rush defense games Stoops era ...

Baylor	-48	2006
Texas Tech	-7	2001
Texas	-7	2000
Colorado	-4	2004
Kansas State	1	2004
Washington St.	4	2002
Kansas	11	2005
TexasTech	12	2002
Nebraska	16	2005
North Texas	15	2007
Iowa State	17	2002
Texas Tech	21	2000
Middle Tenn.	22	2006
Kansas State	22	2005
Texas A&M	22	2003
Baylor	26	2004
Texas	27	2001
Arkansas	37	2001

SPECIALTIES

A look at the special teams touchdowns and other notable special teams plays during the Stoops era ...

2006

- Juaquin Igelsias 88-yard KOR vs. Baylor (TD)
- Jason Carter blocked punt vs. Missouri (safety)
- Reggie Smith 61-yard PR vs. Middle Tenn. (TD)
- Jason Carter blocked punt vs. Washington

2005

- Faked FG vs. Nebraska with H Cody Freeby pitching to K Garrett Hartley for a six-yard rush (first down).
- Faked FG vs. Kansas with H Cody Freeby passing to Russell Dennison for four yards (first down).
- Faked punt vs. Texas with J.D. Runnels running six yards (first down).

2004

- Mark Clayton 50-yard PR vs. Oklahoma St. (TD)
- Antonio Perkins 51-yard PR vs. Houston (TD)

2003

- Trey DiCarlo recovered his own onside kick in the second quarter at Colorado.
- Antonio Perkins 69-yard PR vs. Missouri (TD)
- Mark Bradley 100-yard KOR vs. Iowa State (TD)
- Antonio Perkins three PR for TD (74, 84, 65) vs. UCLA

- Faked PAT vs. Fresno St. with Matt McCoy rushing, (2 pt.)
- Blake Ferguson 22-yard pass to Michael Thompson vs. Alabama, 2003 (first down, eventual TD)

2002

- Antonio Perkins 51-yard PR vs. Wash. St. (TD)
- Will Peoples recovered blocked punt vs. Texas Tech (TD)
- Terrance Simms recovered blocked punt vs. Iowa St. (TD)
- Chris Chester 14-yard pass from holder Matt McCoy vs. Missouri on a faked field goal (TD)
- Antonio Perkins 82-yard PR vs. UTEP (TD)
- Antonio Perkins 91-yard PR vs. Tulsa (TD)

2001

- K Tim Duncan 10-yard run vs. Texas A&M on a faked FG (TD)
- Hunter Wall 33-yard pass from Antwone Savage vs. Kansas State on a faked punt (TD)
- Antwone Savage 88-yard KOR vs. North Carolina (TD)

2000

- J.T. Thatcher 60-yard PR vs. Baylor (TD)
- J.T. Thatcher 66-yard PR vs. Arkansas St. (TD)

1999

- Brandon Daniels 89-yd. KOR at Notre Dame (TD)
- K Tim Duncan 4-yard pass from Patrick Fletcher vs. Texas on a faked FG (TD)
- Seth Littrell 41-yard run on a faked punt vs. Texas A&M (first down, eventual field goal)
- Jarraill Jackson 70-yard PR vs. Missouri (TD)
- J.T. Thatcher 81-yard PR vs. Okla. St. (TD)

ABOUT THE SOONER SPECIAL TEAMS

Oklahoma's special teams under Bob Stoops ...

- There have been 24 special teams TD, including 17 in the last 56 regular season games. Those 17 came via five different kinds of plays -- 10 punt returns, two faked FGs, two blocked punts, two kickoff returns and a faked punt. The special teams also own one safety in that span.
- In total, OU has returned six kickoffs and 14 punts for TDs on Stoops' watch (since 1999).
- The Sooners have blocked 20 kicks.

LEG WEARY

K Garrett Hartley tied a school record when he made 11 extra point kicks in the opener (11-of-11), but he also kicked off 12 times, which means he had 23 kicks during the game.

- If the new kickoff rule is supposed to hinder Hartley, it doesn't show. He is averaging 68.5 yards per kickoff (ball lands inside the two yard line) with six touchbacks in 21 attempts.
- Opposing teams are averaging just 16.9 yards per return after Hartley's kickoffs.

MANY HAPPY RETURNS

Information on returns during the Stoops era ...

- Kickoff Returns -- 52 returns of 25 yards or more with six TD.
- Punt Returns -- 45 returns of 15 or more yards with 14 TD.
- Interception Returns -- 60 returns of 10 or more yards with 18 TD.
- Fumble Returns -- Four returns of 15 or more yards with four TD.

GOT-R-COVERED

■ Over the last three seasons, Oklahoma's average rank in NCAA kickoff return coverage was No. 10. Oklahoma's "worst" season-ending national ranking in that category came in 2005 (No. 15). The 2004 team ranked No. 4. Last season, the Sooners ranked 13th and gave up just 17.4 yards per return. The longest return by an opponent was 34 yards. Prior to Bob Stoops' arrival, opposing teams had averaged at least 22 yards per kickoff return in five straight seasons. Since he arrived, the best opposing average was 18.9 in 2001.

■ OU has ranked among the top 10 in punt return defense in five of the last seven seasons. Last season, the team ranked No. 9 at 4.2 yards per punt return. The longest punt return by an opposing player was 14 yards. The 2006 campaign marked the third in a row in which the Sooners held their opponents to less than 5.0 yards per punt return.

TWO-HEADED PUNTER

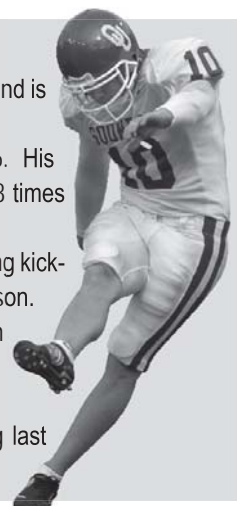
Oklahoma used two punters last season and both return ...

- Michael Cohen handled long kicks and averaged 41.0 yards. He had a long of 75 yards and another of 72. Nine of his kicks traveled at least 50 yards and he spread those over six games.
- Mike Knall kicked on a short field and averaged 39.7 yards per boot with nine of his 11 tries downed inside the 20. He had only one touchback.

SOONERS HAVE HART-LEY

K Garrett Hartley was one of three finalists for the Lou Groza Award and is on the watch list for that award again this year ...

- Hartley was 19-of-20 on field goals and 49-of-50 on PATs in 2006. His lone field goal miss was a blocked kick at Oregon. He kicked off 78 times with 31 touchbacks.
- His field goal made percentage of .950 was tops in the nation among kickers with at least 10 makes. He made his last 11 attempts of the season.
- Hartley ranked No. 20 nationally in field goals made per game with 1.36 and was No. 21 in scoring with 7.57 points per game.
- Hartley made a career-high four field goals at Oregon.
- Hartley has three career makes of 50 yards or longer. His long last season was 46 yards, which he accomplished twice.



BIGGER, STRONGER, FASTER

*A look at the leaders in conditioning tests this fall.
Boldface indicates team best ...*

Bench Press

OL: Jon Cooper, 440 pounds
TE/FB: Joe Jon Finley, 420
RB: Jacob Gutierrez, 430
QB: Joey Halzle, 325
WR: Fred Strong, 315
DT: DeMarcus Granger, 445
DE: A. Davis, A. English, 400
LB: Ryan Reynolds, 425
DB: D. Williams, B Jackson, 325

Vertical Jump

OL: Noah Hughey, 28.5 inches
TE/FB: Joe Jon Finley, 34
RB: Allen Patrick, 38
QB: Sam Bradford, 35.5
WR: Juaquin Iglesias, 36
DT: Adrian Taylor, 34.5
DE: Auston English, 35
LB: Lewis Baker, 35.0
DB: Sam Proctor, 43.0

Power Clean

OL: Noah Hughey, 300 pounds
TE/FB: Matt Clapp, Joe Jon Finley, 345
RB: DeMarco Murray, 330
QB: Sam Bradford, 275
WR: Quentin Chaney, 325
DT: Tommy Taggart, 335
DE: Auston English, 380
LB: Keenan Clayton, 315
DB: Brian Jackson, 330

40-Yard Dash

OL: Noah Hughey, 4.90 seconds
TE/FB: Ian Pleasant, 4.67
RB: DeMarco Murray, 4.42
QB: Sam Bradford, 4.80
WR: Juaquin Iglesias, 4.45
DT: Cory Bennett, 4.86
DE: Pryce Macon, 4.72
LB: Lewis Baker, 4.52
DB: Jonathan Nelson, 4.41

EXTREMES

Tallest	Phil Loadholt, 6-8
Shortest	Jacob Gutierrez, 5-6
Heaviest	P. Loadholt, D. Robinson, 352
Lightest	J. Stevens, 149
Oldest	Allen Patrick, 2/15/84
Youngest	Kody Cooke, 6/17/89

LB Lewis Baker: One of the top special teams contributors and the wedge-breaker on kickoffs ... started against Miami and had five tackles.

DT Cory Bennett: Came off the bench in the opener then started against Miami.

OT Brandon Braxton: Started the opener at right tackle, worked in a reserve role in week two.

FB Matt Clapp: Listed a back-up at fullback.

P Michael Cohen: Handles long punting situations for OU ... averaged 43.5 yards on two punts in the opener, 43.0 in week two.

DT Steven Coleman: In the four-man rotation in the inside positions.

C Jon Cooper: The starter at center, he is the most experienced of OU's linemen.

DE Alonzo Dotson: Got his first career start against Miami and logged one of the Sooners' two sacks.

DE Auston English: Played sparingly in 2005, then redshirted the following season ... got his first career start against North Texas and responded with four tackles and one sack.

TE Joe Jon Finley: Has added 41 pounds since coming to OU ... excellent hands.

DT DeMarcus Granger: Got his first career start in the opener, then worked in a reserve role against Miami.

TE Jermaine Gresham: Eight a career-high eight receptions vs. Miami and one of those went for a touchdown.

RB Jacob Gutierrez: Went over 500 career rushing yards in the North Texas game.

QB Joey Halzle: Was 4-of-5 for 40 yards with no interceptions while playing a back-up role in the opener ... threw his first career TD pass when he hooked up with Adron Tennell on 61-yarder against Miami.

DB Nic Harris: Starter at FS, he returned an interception 24 yards for a TD vs. North Texas.

K Garrett Hartley: Tied a school record with 11 PATs vs. North Texas ... four-year starter.

DB Lendy Holmes: Started at WR, moved to CB and is now a safety.

WR Juaquin Iglesias: Team highs with seven grabs for 128 yards vs. North Texas ... three kickoff returns for 110 yards, the ninth-highest yardage total in school history, against Miami.

WR Manuel Johnson: One catch for five yards in the opener ... had his first career pass attempt and completion against Miami when he hit Malcolm Kelly on a 25-yarder.

WR Malcolm Kelly: Brilliant in the North Texas game with four grabs for 118 yards and two TD ... four catches for 102 yards and three touchdowns against Miami.

OKLAHOMA CAPTAINS

TE Joe Jon Finley (offense)
RB Allen Patrick (offense)
LB Lewis Baker (defense)
CB Marcus Walker (defense)
RB Jacob Gutierrez (special teams)

PRESEASON HONOREES**Austin Box, Linebacker**

Athlon Top 20 Big 12 Freshmen, No. 7

Brandon Braxton, Offensive Line

Athlon Sports Big 12 Second Team
Lindy's Sports Big 12 Second Team

Jon Cooper, Center

Athlon Sports Big 12 Second Team
The Sporting News Big 12 Second Team

Brody Eldridge, Tight End

John Mackey Award Watch List

DeMarcus Granger, Defensive Line

Athlon Sports Big 12 Third Team

Garrett Hartley, Kicker

Lou Groza Watch List
Athlon Sports Big 12 First Team
Lindy's Sports Big 12 First Team
Street and Smith's Sports Big 12 First Team
The Sporting News Preseason Big 12 First Team
All-Big 12

Nic Harris, Defensive Back

Jim Thorpe Award Watch List
Lindy's Sports Preseason Big 12 Second Team

Malcolm Kelly, Wide Receiver

Maxwell Award Watch List
Athlon Sports Preseason Big 12 First Team
Lindy's Sports Preseason Big 12 Second Team
The Sporting News Preseason Big 12 Second Team

Allen Patrick, Running Back

Maxwell Award Watch List
Athlon Sports Preseason Big 12 First Team
Lindy's Sports Preseason Big 12 Second Team
The Sporting News Preseason Big 12 First Team

Duke Robinson, Offensive Line

Athlon Sports Preseason Big 12 First Team
Lindy's Sports Preseason Big 12 First Team
Street and Smith's Magazine Big 12 First Team
The Sporting News Preseason Big 12 First Team
All-Big 12

Reggie Smith, Defensive Back

Athlon Sports Preseason Third Team All-American
Athlon Sports Preseason Big 12 First Team
Lindy's Sports Preseason Big 12 First Team
Street and Smith's Sports Preseason Big 12 First Team
The Sporting News Preseason Big 12 First Team
The Sporting News Preseason Big 12 Defensive POY
Bronko Nagurski Award Watch List
Big 12 Defensive Player of the Year
All-Big 12

Marcus Walker, Defensive Back

Athlon Sports Preseason Big 12 Second Team
Lindy's Sports Preseason Big 12 Second Team

P Mike Knall: Handles short field punting situations ... one punt vs. North Texas for 34 yards and it was inside the 20.

LB Curtis Lofton: Career high 11 tackles vs. North Texas ... leading tackle for OU with 16.

RB Mossis Madu: Tied DeMarco Murray for rushing honors against North Texas with 87 yards (1 TD) on nine attempts.

QB Hays McEachern: Holder on OU placements.

RB DeMarco Murray: Scored five touchdowns against North Texas, all via rushing, to set an OU record for most TDs in a debut game ... led OU with 15 rushes for 64 yards vs. Miami.

QB Keith Nichol: True Freshman was the No. 3 QB against North Texas when he rushed once for eight yards.

RB Allen Patrick: Could have played in the opener, but was held out ... carried seven times for 47 yards against Miami ... suffered a sprained right ankle early in the August drills.

LB Ryan Reynolds: Got his first career start against North Texas and finished with three tackles and one sack ... six tackles vs. Miami.

OL Duke Robinson: Versatile sophomore who could play guard or tackle ... starter at LG.

CB Reggie Smith: In his first full year at corner ... preseason Big 12 Defensive Player of the Year ... also a kick and punt returner ... 61-yard fumble return for a touchdown against Miami ... has three career touchdowns.

WR Adron Tennell: Silky smooth back-up to Malcolm Kelly, he had three catches for 35 yards against North Texas ... 61-yard touchdown reception from Joey Halzle against Miami.

CB Marcus Walker: Has battled back from two shoulder surgeries to become one of the top corners in the Big 12 ... broke up two passes against Miami.

FS Darien Williams: Slowed by leg injury after a productive 2006.

DE John Williams: Got his first career start in the opener ... was sidelined in 2005 by a knee injury and in 2006 by illness ... forced the fumble that Reggie Smith returned 61 yards for a touchdown against Miami.

CB D.J. Wolfe: Moved to strong safety during preseason drills and was so impressive that he won the starting job.

FB Dane Zaslav: The former linebacker is now in his second season as a fullback ... got his first career touchdown on a nine-yard reception against Miami.

OFFENSE

POS.	NO.	NAME	HT.	WT.	CL.	SGP	CGP	HOMETOWN
LT	79	Phil Loadholt	6-8	352	Jr.	2	2	Fountain, Colo.
	70	Cory Brandon	6-7	296	RFr.	2	2	Corsicana, Texas
LG	72	George Robinson**	6-5	352	Jr.	2	26	Atlanta, Ga.
	77	Sherrone Moore*	6-3	296	Sr.	2	7	Derby, Kan.
C	50	Jon Cooper**	6-2	276	Jr.	2	23	Fort Collins, Colo
	63	Noah Hughey	6-3	295	So.	2	2	El Reno, Okla.
RG	73	Brandon Walker*	6-3	307	Jr.	2	16	Detroit, Mich.
	74	Brian Simmons	6-4	305	So.	2	9	Raleigh, NC
RT	71	Trent Williams*	6-5	305	So.	2	13	Longview, Texas
	76	Brannond Braxton*	6-5	325	Jr.	2	20	Youngstown, Ohio
TE	19	Joe Jon Finley** OR	6-6	261	Sr.	2	39	Arlington, Texas
	18	Jermaine Gresham*	6-5	263	So.	2	16	Ardmore, Okla.
	83	Brody Eldridge*	6-4	260	So.	2	16	La Cygne, Kan.
WR	4	Malcolm Kelly**	6-4	219	Jr.	2	27	Longview, Texas
	80	Adron Tennell*	6-3	189	So.	2	14	Irving, Texas
WR	9	Juaquin Iglesias**	6-0	202	Jr.	2	28	Killeen, Texas
	8	Brandon Caleb*	6-1	196	So.	1	11	Atlanta, Ga.
SL	1	Manuel Johnson**	5-11	180	Jr.	2	24	Gilmer, Texas
	27	Garrett Bothun	5-9	180	Sr.	2	2	Rowlett, Texas
QB	14	Sam Bradford	6-4	214	RFr.	2	2	Oklahoma City, Okla.
	15	Joey Halzle* OR	6-3	201	Jr.	2	4	Huntington Beach, Calif.
	6	Keith Nichol	6-1	196	Fr.	1	1	Lowell, Mich.
FB	45	Dane Zaslav*	6-0	242	Sr.	2	11	Edmond, Okla.
	34	Matt Clapp	6-2	237	Jr.	-	11	Phoenix, Ariz.
RB	23	Allen Patrick**	6-1	196	Sr.	1	24	Conway, S.C.
	29	Chris Brown* OR	5-10	202	So.	1	6	Alexandria, La.
	7	DeMarco Murray	6-0	204	RFr.	2	2	Las Vegas, Nev.

DEFENSE

DE	33	Auston English	6-3	253	So.	2	4	Canadian, Texas
	95	Alan Davis OR	6-2	253	Jr.	2	18	Colleyville, Texas
	44	Jeremy Beal	6-4	268	RFr.	2	2	Carrollton, Texas
DT	97	Cory Bennett	6-2	284	Jr.	2	26	San Antonio, Texas
	96	DeMarcus Granger*	6-2	307	So.	2	16	Dallas, Texas
DT	93	Gerald McCoy*	6-4	291	RFr.	2	2	Oklahoma City, Okla.
	90	Steven Coleman***	6-4	306	Sr.	2	39	Dallas, Texas
DE	98	John Williams	6-5	256	Sr.	2	11	Houston, Texas
	91	Alonzo Dotson*	6-4	251	Sr.	2	17	Houston, Texas
SLB	16	Lewis Baker**	6-2	210	Sr.	2	39	Carrollton, Texas
	51	Demario Pleasant***	6-2	240	Sr.	2	34	Lewisville, Texas
MLB	40	Curtis Lofton**	6-0	238	Jr.	2	27	Kingfisher, Okla.
	10	Mike Reed	6-0	258	Jr.	1	1	Vero Beach, Fla.
WLB	8	Ryan Reynolds*	6-2	231	So.	2	11	Las Vegas, Nev.
	16	Lewis Baker***	6-2	210	Sr.	2	39	Carrollton, Texas
FCB	24	Marcus Walker***	5-10	197	Sr.	2	27	Waco, Texas
	15	Dominque Franks	5-10	187	RFr.	2	2	Tulsa, Okla.
SS	25	D.J. Wolfe***	5-11	201	Sr.	2	40	Lawton, Okla.
	26	Brett Bowers*	6-0	201	Jr.	2	10	Jacksonville, Fla.
FS	5	Nic Harris**	6-3	232	Jr.	2	25	Alexandria, La.
	41	Darien Williams***	5-10	197	Sr.	2	32	Mesquite, Texas
BCB	3	Reggie Smith**	6-0	196	Jr.	2	28	Edmond, Okla.
	11	Lendy Holmes**	6-0	193	Jr.	2	16	Dallas, Texas
NB	11	Lendy Holmes**	6-0	193	Jr.	2	16	Dallas, Texas

SPECIALISTS

K	10	Garrett Hartley***	5-8	204	Sr.	2	31	Southlake, Texas
	17	Jimmy Stevens	5-5	149	Fr.	-	-	Oklahoma City, Okla.
P	31	Michael Cohen* OR	5-10	200	Sr.	2	15	Houston, Texas
	13	Mike Knall*	5-9	192	Jr.	1	9	Scottsdale, Ariz.
KR	9	Juaquin Iglesias**	6-0	202	Jr.	2	28	Killeen, Texas
	1	Manuel Johnson**	5-11	180	Jr.	2	24	Gilmer, Texas
KR	3	Reggie Smith**	6-0	196	So.	2	28	Edmond, Okla.
	11	Lendy Holmes**	6-0	193	Jr.	2	16	Dallas, Texas
PR	3	Reggie Smith**	6-0	196	Jr.	2	28	Edmond, Okla.
	1	Manuel Johnson**	5-10	180	Jr.	2	24	Gilmer, Texas
H	16	Hays McEachern*	5-11	182	Jr.	2	17	Austin, Texas
	1	Manuel Johnson**	5-11	180	Jr.	2	24	Gilmer, Texas
LS	52	Derek Shaw*	6-0	211	So.	2	16	Sand Springs, Okla.
	55	Kyle Johnson	6-3	230	So.	-	-	Konawa, Okla.

START CHART

Offense			
Player	2007	Streak	Career
Kelly (WR)	2	3	24
Finley (TE)	2	16	18
Cooper (C)	2	12	17
Iglesias (WR)	1	-	16
Robinson (LG)	2	16	16
B. Walker (RG)	2	16	16
Braxton (RT)	1	-	12
Eldridge (TE)	1	1	8
Williams (RT)	1	1	8
M. Johnson	1	-	6
Patrick (RB)	1	1	6
Gresham (TE)	1	1	3
Gutierrez (RB)	-	-	3
Bradford (QB)	2	2	2
Loadholt (LT)	2	2	2
Murray (RB)	1	-	1
Pleasant (FB)	-	-	1
Brown (RB)	-	-	1

Defense

Player	2007	Streak	Career
Smith (SS/CB)	2	9	25
D. Williams (FS)	-	-	16
Wolfe (DB)	2	2	16
M. Walker (DB)	2	13	15
Bennett (DT)	1	1	14
Harris (S)	2	7	14
Coleman (DT)	-	-	12
Holmes (CB)	1	-	12
Baker (LB)	1	1	8
Lofton (LB)	2	5	7
Pleasant (LB)	-	-	5
Clayton (SS)	-	-	2
English (DE)	2	2	2
McCoy (DT)	2	2	2
Reynolds (LB)	2	2	2
Granger (DT)	1	-	1
Dotson (DE)	1	1	1
Williams (DE)	1	-	1

Specialists

Player	2006	Streak	Career
Hartley (K)	2	31	31
Shaw (LS)	2	16	16
Cohen (P)	2	6	13
Knall (P)	1	-	4

PRONUNCIATIONS

Jacob Gutierrez	GOO-tee-air-ez
Joey Halzle	HALLZ-lee
Juaquin Iglesias	WAH-keen EE-glay-see-us
Mike Knall	NALL
Mossis Madu	Moses MUH-doo
Hays McEachern	mack-EECH-urn
Sherrone Moore	SHUH-rone
Adron Tennell	A-dron TUH-nell

STOOPS QUICKLY

Birthdate	Sept. 9, 1960
Hometown	Youngstown, Ohio
High School	Cardinal Mooney, '78
College	B.A., Marketing University of Iowa, '83
Family	wife, Carol daughter, Mackenzie twin sons, Drake and Isaac

COACHING HISTORY

1999-Present	Oklahoma, head coach
1996-98	Florida, Asst. Head Coach/Def. Coor.
1991-95	Kansas State, Co-Defensive Coor.
1989-90	Kansas State, Defensive Backs
1988	Kent State, Assistant Coach
1985-87	Iowa, Volunteer Coach
1981-84	Iowa, Graduate Asst. Coach

HONORS

2006 Consensus Big 12 Coach of the Year
2003 Bobby Dodd National Coach of the Year
2003 Walter Camp National Coach of the Year
2003 Woody Hayes National Coach of the Year
2003 AFCA Region IV Co-Coach of the Year
2003 Consensus Big 12 Coach of the Year
2002 AFCA Region IV Co-Coach of the Year
2001 Hula Bowl Head Coach
2000 Associated Press National Coach of the Year
2000 Walter Camp National Coach of the Year
2000 George Munger Award (Maxwell FC)
2000 Woody Hayes National Coach of the Year
2000 <i>Football News</i> Coach of the Year
2000 Consensus Big 12 Coach of the Year
2000 Eddie Robinson/FWAA Coach of the Year
2000 Bear Bryant Coach of the Year

STOOPS AT OKLAHOMA

Year	Record	Bowl
2006	10-3#	Fiesta
2005	8-4	Holiday
2004	12-1#	Orange
2003	12-2*	Sugar
2002	12-2#	Rose
2001	11-2	Cotton
2000	13-0!	Orange
1999	7-5	Independence

! - National Champion, Big 12 Champion, Big 12 South Champion; # Big 12 Champion, Big 12 South Champion; * Big 12 South Champion

History is one tough customer at Oklahoma. The tradition, so rich and so long-standing, is as daunting as it is impressive. To be among the best at Oklahoma is to be among the best in college football.

Such dramatics are lost on Bob Stoops. The Sooner head coach befriended the would-be albatross of OU's successful past from his first day on campus and remains steadfastly focused on tomorrow and the championship it holds.

It falls then to the observers and experts of the game to define Stoops' impact. Rarely have the pundits had it so easy.

Under Stoops, Oklahoma has won 88 games (88-19), been ranked for 120 weeks in the AP Poll (69 consecutive at one point) and 1198 in the USA Today Coaches Poll, played in seven bowl games, four of the BCS variety, and captured three Big 12 crowns. His 2000 team won the national championship. On a playing field leveled by scholarship limits and parity, this era stares down the Oklahoma standard and does not blink.

The achievement dulls the memory of what Stoops inherited. When he arrived in Norman, the proud Sooner program was five years removed from a winning record, four from bowl play. Those atypical days of angst are so forgotten now that they might as well be mentioned with the land rush and dust bowl.

Stoops has been characterized as a grounded family man, brilliant big-game coach, relentless recruiter, disciplined leader and a person with uncommon perspective. His success emanates from a disciplined style true to his roots in the Steel Valley of Ohio, but he is far from inflexible. The principles to which he holds are the tried and true axioms of the sport ... mixed with cutting edge strategy and an appreciation for the calculated risk.

During his time, OU has produced record-setting passers and receivers, three 1,000-yard rushers, suffocating defense and special teams units that rank among the most dynamic in the land. Every facet has been impacted.

His players have snagged 16 national awards, including the 2003 Heisman Trophy won by Jason White. There have been 58 academic honorees, 53 All-Big 12 players, 22 All-Americans and 32 NFL draft choices.

Stoops has won a total of 10 national coach of the year awards and has been consensus Big 12 Coach of the year in three times.

The son of a coach, Stoops was a four-year starter at Iowa. He began his coaching career in 1983 as a volunteer in the Hawkeye program under Hayden Fry. He worked through the ranks until he became co-defensive coordinator at

Kansas State (1991-95) during Bill Snyder's rein.

With the Wildcats, he played a key role in an impressive turnaround. During his final four seasons there, K-State was 35-12 with three bowl appearances. Eventually, he left for Florida and a three-year stint as Steve Spurrier's defensive coordinator. In 1996, he was part of a national championship team. It was with the Gators that the spotlight found Stoops and made him one of the hottest names in the profession.

Stoops, who was born Sept. 9, 1960, in Youngstown, Ohio, graduated from Iowa in 1983 with a degree in marketing. He and his wife, Carol, have three children: daughter, Mackenzie, and twin sons, Drake and Isaac.



STOOPS VS. RANKED FOES

Bob Stoops' teams are a sterling 25-10 against ranked opponents. His Sooners are 13-4 top 10 foes.

LEWIS BAKER

Tackles 9, Missouri, 2006
 Tackles for loss 2, North Texas, 2007
 Sacks 1, Kansas, 2005
 Fumble recoveries 1, Oregon, 2006

CORY BENNETT

Tackles 6, UAB, 2006
 Tackles for loss 1, several
 Sacks 1, twice

SAM BRADFORD

Completions 21, North Texas, 2007
 Attempts 23, North Texas, 2007
 Yards 363, North Texas, 2007
 Touchdowns 3, North Texas, 2007
 Interceptions na
 Longest pass 65, North Texas, 2007
 Rushes 2, North Texas, 2007
 Rushing yards 10, North Texas, 2007
 Longest rush 10, North Texas, 2007

CHRIS BROWN

Rushes 24, Baylor, 2006
 Rushing yards 169, Baylor, 2006
 Rushing touchdowns 2, Texas Tech, 2006
 Longest rush 40, Texas Tech, 2006

KEENAN CLAYTON

Tackles 4, UAB, 2006
 Tackles for Loss 1, UAB, 2006
 PBU 1, UAB, 2006

MICHAEL COHEN

Punts 5, Oregon, 2006
 Punting Average 51.0 (3), Baylor, 2006
 Longest Punt 75, Texas A&M, 2006

STEVEN COLEMAN

Tackles 4, Texas, 2006
 Tackles for loss 2, Texas, 2006
 Sacks 1, twice, 2006

ALONZO DOTSON

Tackles 3, Baylor, 2006
 Tackles for loss 2, Baylor, 2006
 Sacks 2, Baylor, 2006

AUSTON ENGLISH

Tackles 4, North Texas, 2007
 Tackles for Loss 1, twice
 Sacks 1, twice

JOE JON FINLEY

Receptions 4, UAB, 2006
 Receiving yards 79, UAB, 2006
 Touchdown receptions 1, several
 Long reception 36, Washington, 2006

DEMARCUS GRANGER

Tackles 5, Texas A&M, 2006
 Tackles for loss 1, Oregon, 2006

JERMAINE GRESHAM

Receptions 3, North Texas, 2007
 Receiving yards 64, North Texas, 2007
 TD receptions 1, twice
 Long reception 42, North Texas, 2007

JACOB GUTIERREZ

Rushes 30, Baylor, 2005
 Rushing yards 173, Baylor, 2005
 Rushing touchdowns 2, Baylor, 2005
 Receptions 2, twice
 Receiving yards 7, Texas, 2005

GARRETT HARTLEY

Field goals made 4, Oregon, 2006
 Field goals attempted 5, Oregon, 2006
 Long field goal 52, Texas, 2005
 PAT made 11, North Texas, 2007
 PAT attempted 11, North Texas, 2007

NIC HARRIS

Tackles 8, Oregon, 2006
 Tackles for loss 2, twice
 Sacks 1, twice
 Interceptions 2, Oregon, 2006

LENDY HOLMES

Tackles 8, Texas A&M, 2006
 PBU 3, Missouri, 2006
 Interceptions 1, twice

JUAQUIN IGLESIAS

Receptions 7, North Texas, 2007
 Receiving yards 128, North Texas, 2007
 TD receptions 1, three times
 Long reception 51, North Texas, 2007
 Longest kickoff return 88, Baylor (TD), 2006

MANUEL JOHNSON

Receptions 6, twice
 Receiving yards 87, Texas Tech, 2006
 Touchdown receptions 1 several
 Long reception 55, Oklahoma State, 2005

MALCOLM KELLY

Receptions 11, Texas Tech, 2006
 Receiving yards 164, Middle Tennessee, 2006
 TD receptions 3, Miami, 2007
 Long reception 73, Middle Tennessee, 2006

MIKE KNALL

Punts 2, several
 Punting Average 40.5, Missouri, 2006
 Longest Punt 45, Missouri, 2006

CURTIS LOFTON

Tackles 11, North Texas, 2007
 Tackles for Loss 1, several
 Forced Fumble 1, Middle Tennessee

MOSSIS MADU

Rushes 9, North Texas, 2007
 Rushing yards 87, North Texas, 2007
 Rushing touchdowns 1, North Texas, 2007
 Receptions 3, North Texas, 2007
 Receiving yards 24, North Texas, 2007

DEMARCO MURRAY

Rushes 17, North Texas, 2007
 Rushing yards 87, North Texas, 2007
 Longest rush 44, North Texas, 2007
 Rushing touchdowns 5, North Texas, 2007
 Receptions 2, North Texas, 2007
 Receiving Yards 13, North Texas, 2007

ALLEN PATRICK

Rushes 35, twice, 2006
 Rushing yards 173, Texas A&M, 2006
 Rushing touchdowns 1, several
 Receptions 2, Kansas, 2005
 Receiving yards 12, Baylor, 2005
 Kickoff returns 2, Texas A&M, 2005
 Longest kickoff return 22, Texas A&M, 2005

DEMARRIO PLEASANT

Tackles 10, UCLA, 2005
 Tackles for Loss 2, UCLA, 2005
 Fumble recoveries 1, twice

REGGIE SMITH

Tackles 7, Oregon, 2006
 Sacks na
 Fumble recoveries 1, Baylor, 2005
 Interceptions 2, Baylor, 2006
 Longest Interception Return 52 yards, Baylor, 2006
 PBU 3, North Texas, 2007
 Punt returns 6, UAB, 2006
 Longest punt return 62, Washington, 2006

ADRON TENNELL

Receptions 3, North Texas, 2007
 Receiving yards 61, Miami, 2007
 Long reception 61, Miami, 2007

MARCUS WALKER

Tackles 5, twice
 PBU 4, Oregon, 2006
 Interceptions 1, several
 Longest INT Return 19, Texas A&M, 2006

DARIEN WILLIAMS

Tackles 13, Washington, 2006
 Tackles for loss 2, Iowa State, 2006
 Sacks 2, Iowa State, 2006
 Fumbles forced 1, UAB, 2006
 Fumble recovered 1, Oregon, 2006
 PBU 1, Washington, 2006
 Interceptions 1, Iowa State, 2006
 Longest INT Return 35 yards vs. Iowa State, 2006

JOHN WILLIAMS

Tackles 3, Miami, 2007
 Tackles for loss 2, Miami, 2007
 Sacks 1, TCU, 2005
 Fumbles forced 1, Miami, 2007

D.J. WOLFE

Tackles 12, Tulsa, 2005
 Interceptions 1, Kansas, 2005
 Longest INT return 65 (TD), Kansas, 2005
 TFL 2, twice
 Sacks 1, Tulsa, 2005
 Fumbles forced 1, Tulsa, 2005
 Fumbles recovered 1, UAB, 2006

OKLAHOMA INDIVIDUAL

Rushed for 100 yards
163, Allen Patrick vs. Oklahoma State, 11/25/06

Rushed for 200 yards
211, Adrian Peterson vs. Oregon, 9/16/06

Passed for 300 yards
363, Sam Bradford vs. North Texas, 9/1/07

Passed for 400 yards
429, Josh Heupel at Louisville, 9/25/99

Had 100 yards receiving
102, Malcolm Kelly vs. Miami, 9/8/07

Returned a punt for a touchdown
Reggie Smith vs. Middle Tennessee, 9/23/06 (61 yds)

Returned a kickoff for a touchdown
Juaquin Iglesias vs. Baylor, 11/18/06 (88 yards)

Returned an interception for a touchdown
Nic Harris vs. North Texas, 9/1/07 (24 yds)

Returned a fumble for a touchdown
Reggie Smith vs. Miami, 9/8/07 (61 yards)

Returned a blocked field goal for a touchdown
Darryl Bright vs. Texas Tech, 11/21/98 (48 yards)

Returned a blocked punt for a touchdown
Will Peoples vs. Texas Tech, 11/23/02

Rushed for three touchdowns
5, DeMarco Murray vs. North Texas, 9/1/07

Threw three touchdown passes
5, Sam Bradford vs. Miami, 9/8/07

Caught three touchdown passes
3, Malcolm Kelly vs. Miami, 9/8/07

Kicked three field goals
4, Garrett Hartley vs. Oregon, 9/16/06

Had a 70-yard run from scrimmage
84, Adrian Peterson vs. Oklahoma State, 11/26/05

Had a 70-yard pass completion
73, Thompson to Kelly vs. Middle Tennessee, 9/23/06

Had 20 tackles
22, Rocky Calmus at Colorado, 10/30/99

Had 50-yard field goal
52, Garrett Hartley vs. Texas, 10/15/05

Had a 70-yard punt
72, Michael Cohen vs. Baylor, 11/18/06

OKLAHOMA TEAM

400 yards rushing
4

300 yards rushing
302 at Baylor, 11/20/04

400 yards passing
403 vs. North Texas, 9/1/07

300 yards passing
403 vs. North Texas, 9/1/07

500 yards total offense
668 vs. North Texas, 9/1/07

30 first downs
33 vs. Texas A&M, 11/8/03

50 points
51 vs. Miami, 9/8/07

Scored a safety
vs. North Texas, 9/1/07

Posted a shutout
59-0 vs. Middle Tennessee, 9/23/06

Held an opponent under 100 yards rushing
52 vs. Miami, 9/8/07

Held an opponent under 100 yards passing
87 vs. Miami, 9/8/07

Held an opponent between 100 & 200 total yards
140 vs. Baylor, 11/18/06

Held an opponent under 100 total yards
95 vs. Middle Tennessee, 9/23/06

Blocked a punt
vs. Missouri, 10/28/06

Blocked a field goal
vs. Oregon, 9/18/04

Blocked an extra point attempt
at Colorado, 10/16/03

OPPONENT INDIVIDUAL

Rushed for 100 yards
101, Ian Johnson, Boise State, 1/1/07

Rushed for 200 yards
213, Brad Smith, Missouri, 10/5/02

Passed for 300 yards
341, Dennis Dixon, Oregon, 9/19/06

Passed for 400 yards
454, Steve Walsh, BYU, 12/29/94

Had 100 yards receiving
126, Casey Fitzgerald, North Texas, 9/1/07

Returned a punt for a touchdown
80, Jeremy Bloom, Colorado, 12/7/02

Returned a kickoff for a touchdown
98, Shaun Rochon, Baylor, 10/22/05

Returned an interception for a touchdown
54, Antonio Huffman, Texas Tech, 11/11/06

Returned a fumble for a touchdown
Braelon Davis, Baylor, 2006 (56 yards)

Returned a blocked punt for a touchdown
Lance Taylor, Alabama, 9/7/02 (8 yards)

Rushed for three touchdowns
3, Ell Roberson, Kansas State, 9/29/01

Threw three touchdown passes
3, Jared Zabransky, Boise State, 1/1/07

Caught three touchdown passes
3, Steve Smith, USC, 1/04/05

Kicked three field goals
3, Layne Neumann, Texas A&M, 11/4/06

Had a 70-yard run from scrimmage
80, Jammal Charles, Texas, 10/8/05

Had a 70-yard pass completion
73, Allen Webb to Jordy Nelson, KSU, 10/1/05

Had a 50-yard field goal
51, Justin Medlock, UCLA, 9/17/05

OPPONENT TEAM

400 yards rushing
409, Nebraska, 11/1/97

300 yards rushing
314, Colorado, 10/16/93

400 yards passing
485, Baylor, 12/29/94

300 yards passing
343, Oregon, 9/16/06

500 yards total offense
501, Oregon, 9/16/06

30 first downs
30, Iowa State, 11/13/99

50 points
55, USC, 1/4/05

Scored a safety
Iowa State, 10/14/06

Posted a shutout
29-0, Texas A&M, 11/7/98

Held OU under 100 yards rushing
77, Texas, 10/8/05

Held OU under 100 yards passing
77 vs. Oklahoma State, 11/25/06

Held OU under 200 total yards
171 vs. Texas, 10/8/05

Blocked a punt
Fresno State, 9/13/03 (twice)

Blocked a field goal attempt
Oregon, 9/16/06

OU SITUATIONAL STATS

Playing at home..... 2-0

Playing on the road..... 0-0

Playing on a neutral field..... 0-0

Playing at night..... 1-0

Playing during the day..... 1-0

OU scores on first possession..... 2-0

Opponent scores on first possession..... 0-0

OU scores first..... 2-0

Opponent scores first..... 0-0

OU leads after 1st quarter..... 2-0

Opponent leads after 1st quarter..... 0-0

Teams are tied after 1st quarter..... 0-0

OU leads at halftime..... 2-0

Opponent leads at halftime..... 0-0

Teams are tied at halftime..... 0-0

OU leads after 3rd quarter..... 2-0

Opponent leads after 3rd quarter..... 0-0

Game goes to overtime..... 0-0

OU has more total yards..... 2-0

Opponent has more total yards..... 0-0

OU has more rushing yards..... 2-0

Opponent has more rushing yards..... 0-0

Opponent has equal rushing yards..... 0-0

OU has more passing yards..... 2-0

Opponent has more passing yards..... 0-0

OU has more turnovers..... 1-0

Opponent has more turnovers..... 1-0

Teams have equal turnovers..... 0-0

OU has more penalties..... 0-0

Opponent has more penalties..... 0-0

Teams have equal penalties..... 2-0

OU has more time of possession..... 2-0

Opponent has more time of possession..... 0-0

OU has 100-yard rusher..... 0-0

Opponent has 100-yard rusher..... 0-0

OU scores at least 20 points..... 2-0

Opponent scores at least 20 points..... 0-0

OU throws for 300 yards..... 1-0

Opponent throws for 300 yards..... 0-0

Playing on natural grass..... 2-0

Playing on artificial surface..... 0-0

OU defense scores..... 2-0

Opponent defense scores..... 0-0

OU returns KO/Punt for touchdown..... 0-0

Opponent returns KO/Punt for touchdown..... 0-0

84	Alexander, Frank	6-4	253	DE	FR	Baton Rouge, La. (Southern Lab School)	1	Johnson, Manuel	5-11	180	WR	JR	Gilmer, Texas (Gilmer HS)
86	Allgood, Ryan	6-3	229	TE	RFR	Grove, Okla. (Grove HS)	4	Kelly, Malcolm	6-4	219	WR	JR	Longview, Texas (Longview HS)
87	Anderson, David	6-5	233	DE	FR	Lawton, Okla. (MacArthur HS)	13	Knall, Mike	5-9	192	P	JR	Scottsdale, Ariz. (Scottsdale CC)
16	Baker, Lewis	6-2	210	LB	SR	Carrollton, Texas (Hebron HS)	56	Kopepasah, Jarred	5-11	225	LS	FR	Tulsa, Okla. (Union HS)
44	Beal, Jeremy	6-4	268	LB	RFR	Carrollton, Texas (Creekview HS)	28	Lewis, Travis	6-2	233	LB	FR	San Antonio, Texas (Robert E. Lee HS)
97	Bennett, Cory	6-2	284	DT	JR	San Antonio, Texas (Roosevelt HS)	79	Loadholt, Phil	6-8	352	OL	JR	Fountain, Colo. (Garden City CC)
27	Bothun, Garrett	5-9	180	WR	SR	Rowlett, Texas (Rowlett HS)	40	Lofton, Curtis	6-0	238	LB	JR	Kingfisher, Okla. (Kingfisher HS)
26	Bowers, Brett	6-0	201	DB	JR	Jacksonville, Fla. (Trinity Christian Academy)	94	Macon, Pryce	6-1	251	DT	RFR	Corpus Cristi, Texas (Carroll HS)
42	Box, Austin	6-2	222	LB	FR	Enid, Okla. (Enid HS)	17	Madu, Mossis	5-11	191	RB	RFR	Norman, Okla. (Norman HS)
14	Bradford, Sam	6-4	214	QB	RFR	Oklahoma City, Okla. (Putnam City North HS)	93	McCoy, Gerald	6-4	291	DT	RFR	Oklahoma City, Okla. (Southeast HS)
70	Brandon, Cory	6-7	296	OL	RFR	Corsicana, Texas (Corsicana HS)	16	McEachern, Hays	5-11	182	QB	SR	Austin, Texas (Austin HS)
76	Braxton, Brannndon	6-5	325	OL	JR	Youngstown, Ohio (Ursuline HS)	88	Mensik, Eric	6-5	250	TE	RFR	Rosenberg, Texas (Terry HS)
46	Bread, T.C.	6-2	226	LB	FR	Norman, Okla. (Norman HS)	89	Moore, Cordero	6-2	3097	DT	SO	Mesquite, Texas (Horn HS)
29	Brown, Chris	5-10	202	RB	SO	Alexandria, La. (Alexandria HS)	77	Moore, Sherrone	6-3	296	OL	SR	Derby, Kan. (Butler County CC)
85	Broyles, Ryan	5-10	170	WR	FR	Norman, Okla. (Norman HS)	37	Moreland, Matthew	6-1	195	K	FR	Tulsa, Okla. (Bishop Kelley HS)
99	Bumpus, Jonte	6-4	212	DE	FR	Muskogee, Okla. (Muskogee HS)	53	Morris, Brandon	5-10	218	LB	FR	Oklahoma City, Okla. (Westmoore HS)
8	Caleb, Brandon	6-1	196	WR	SO	Atlanta, Ga. (Fork Union Military Academy)	7	Murray, DeMarco	6-0	203	RB	RFR	Las Vegas, Nev. (Bishop Gorman HS)
18	Carter, Courtney	5-8	185	DB	JR	Duncanville, Texas (Duncanville HS)	4	Nelson, Jonathan	5-11	176	DB	RFR	Mansfield, Texas (Summitt HS)
20	Carter, Quinton	6-1	190	DB	SO	Las Vegas, Nev. (Cheyenne HS)	6	Nichol, Keith	6-1	1964	QB	FR	Lowell, Mich. (Lowell Senior HS)
84	Chaney, Quentin	6-5	204	WR	JR	Tulsa, Okla. (Washington HS)	5	Nimmo, John	6-2	2070	QB	RFR	Ponca City, Okla. (Ponca City HS)
34	Clapp, Matt	6-2	237	FB	JR	Phoenix, Ariz. (Paradise Valley HS)	36	Parker, Earl	6-0	190	RB	FR	Muskogee, Okla. (Hilldale HS)
22	Clayton, Keenan	6-1	217	DB	SO	Sulpher Springs, Texas (Sulpher Springs HS)	23	Patrick, Allen	6-1	196	RB	SR	Conway, S.C. (Independence CC)
31	Cohen, Michael	5-10	200	P	SR	Houston, Texas (Kilgore College)	51	Pleasant, Demarrio	6-2	240	LB	SR	Lewisville, Texas (Lewisville HS)
90	Coleman, Steven	6-4	306	DT	SR	Dallas, Texas (Skyline HS)	49	Pleasant, Ian	5-10	223	FB	SR	Alexandria, Va. (West Hills CC)
64	Cooke, Kody	6-4	311	OL	FR	Enid, Okla. (Enid HS)	27	Proctor, Sam	6-0	209	DB	FR	Pearland, Texas (Pearland HS)
50	Cooper, Jon	6-2	276	OL	JR	Fort Collins, Colo. (Fort Collins HS)	47	Ratterree, Trent	6-3	220	TE	FR	Weatherford, Okla. (Weatherford HS)
43	Covey, Spencer	6-0	195	K	FR	Coppell, Texas (Coppell HS)	10	Reed, Mike	6-0	258	LB	JR	Marysville, Calif. (Yuba CC)
39	Cox, Collin	6-2	187	WR	SO	Rowlett, Texas (Rowlett HS)	8	Reynolds, Ryan	6-2	231	LB	SO	Las Vegas, Nev. (Bishop Gorman HS)
48	Crow, Brandon	6-0	224	LB	RFR	Comanche, Okla. (Comanche HS)	72	Robinson, Duke	6-5	352	OL	JR	Atlanta, Ga. (Washington HS)
95	Davis, Alan	6-2	253	DE	JR	Colleyville, Texas (Heritage HS)	30	Robinson, Lamont	6-1	235	LB	SO	Salem, N.J. (Salem HS)
91	Dotson, Alonzo	6-4	251	DE	SR	Alief, Texas (Hastings HS)	12	Russell, Casey	6-3	205	QB	RS	FR Colleyville, Texas (Heritage HS)
83	Eldridge, Brody	6-4	260	TE	SO	La Cygne, Kan. (Prairie View HS)	52	Shaw, Derek	6-0	211	LS	SO	Sand Springs, Okla. (Charles Page HS)
33	English, Auston	6-3	253	DE	SO	Canadian, Texas (Canadian HS)	74	Simmons, Brian	6-4	305	OL	SO	Raleigh, N.C. (Hargrave Academy)
19	Finley, Joe Jon	6-6	261	TE	SR	Arlington, Texas (Arlington HS)	89	Smith, Kolby	6-3	248	TE	JR	Pender, Neb. (Ellsworth CC)
32	Fleming, Jamell	5-9	189	DB	FR	Arlington, Texas (Seguin HS)	3	Smith, Reggie	6-0	196	DB	JR	Edmond, Okla. (Santa Fe HS)
15	Franks, Dominique	5-10	187	DB	RFR	Tulsa, Okla. (Union HS)	66	Stephenson, Donald	6-5	282	OL	FR	Blue Springs, Mo. (Blue Springs HS)
35	Gove, Derek	5-8	183	RB	RFR	Carrollton, Texas (Creekview HS)	17	Stevens, Jimmy	5-5	149	K	FR	Oklahoma City, Okla. (Heritage Hall HS)
96	Granger, DeMarcus	6-2	307	DT	SO	Dallas, Texas (Kimball HS)	82	Stradford, Tyler	6-1	173	WR	FR	New Orleans, La. (O. Perry Walker HS)
18	Gresham, Jermaine	6-5	263	TE	SO	Ardmore, Okla. (Ardmore HS)	54	Taggart, Tommy	6-2	292	DT	JR	Euless, Texas (Trinity HS)
21	Gutierrez, Jacob	5-6	184	RB	SR	San Antonio, Texas (Madison HS)	86	Taylor, Adrian	6-3	290	DE	RFR	Mansfield, Texas (Mansfield HS)
15	Halzle, Joey	6-3	201	QB	JR	Huntington Beach, Calif. (Golden West CC)	80	Tennell, Adron	6-3	189	WR	SO	Irving, Texas (Irving HS)
54	Hannan, Jason	6-3	280	OL	FR	Waxahachie, Texas (Waxahachie HS)	73	Walker, Brandon	6-3	307	OL	JR	Detroit, Mich. (Coffeyville HS)
5	Harris, Nic	6-3	232	DB	JR	Alexandria, La. (Alexandria HS)	24	Walker, Marcus	5-10	197	DB	SR	Waco, Texas (Waco HS)
10	Hartley, Garrett	5-8	204	K	SR	Southlake, Texas (Southlake Carroll HS)	11	Wasson, Chase	5-10	184	WR	SR	Southlake, Texas (Texas State)
13	Hayes, Michael	5-10	190	DB	RFR	Altus, Okla. (Altus HS)	35	Whitson, Carter	5-10	179	WR	SO	Broken Arrow, Okla. (Broken Arrow HS)
57	Hesse, Brock	5-9	213	LB	SO	Mesquite, Texas (Poteet HS)	78	Williams, Alex	6-5	307	OL	FR	New Orleans, La. (O. Perry Walker HS)
11	Holmes, Lendy	6-0	193	DB	JR	Dallas, Texas (South Oak Cliff HS)	4	Williams, Darien	5-10	197	DB	SR	Mesquite, Texas (North Mesquite HS)
63	Hughey, Noah	6-3	295	OL	SO	El Reno, Okla. (Redlands CC)	98	Williams, John	6-5	256	DE	SR	Houston, Texas (Lamar HS)
9	Iglesias, Juaquin	6-0	202	WR	JR	Killeen, Texas (Killeen HS)	71	Williams, Trent	6-4	305	OL	SO	Longview, Texas (Longview HS)
2	Jackson, Brian	6-0	197	DB	SO	De Soto, Texas (De Soto HS)	12	Wilson, Corey	6-0	179	WR	FR	Carrollton, Texas (Creekview HS)
6	Jackson, Desmond	5-11	201	DB	FR	Seguin, Texas (Seguin HS)	25	Wolfe, D.J.	5-11	201	DB	SR	Lawton, Okla. (Eisenhower HS)
62	Jimoh, Tola	6-0	232	DE	SO	Tulsa, Okla. (Union HS)	45	Zaslaw, Dane	6-0	242	FB	SR	Edmond, Okla. (Memorial HS)
55	Johnson, Kyle	6-3	230	LS	JR	Konawa, Okla. (Konawa HS)							

Oklahoma

Qtr.	Opponent	Time	Scoring Play	Conversion	Play-Yards	TOP	Score
1	UNT	14:50	Gresham 15-yard pass from Bradford	Hartley kick	4-68	:32	7-0
1	UNT	11:44	Murray 44-yard run	Hartley kick	5-67	1:42	14-0
1	UNT	3:49	Murray 1-yard run	Hartley kick	6-74	2:35	21-0
2	UNT	11:39	Murray 3-yard run	Hartley kick	12-71	4:43	28-0
2	UNT	7:49	Kelly 65-yard pass from Bradford	Hartley kick	3-76	1:11	35-0
2	UNT	3:04	Murray 1-yard run	Hartley kick	8-69	3:01	42-0
2	UNT	1:00	Kelly 24-yard pass from Bradford	Hartley kick	3-42	:39	49-0
3	UNT	13:44	Murray 3-yard run	Hartley kick	2-20	:26	56-0
3	UNT	:59	Harris 25-yard interception return	Hartley kick			63-3
4	UNT	13:03	Madu 1-yard run	Hartley kick	4-66	1:19	70-10
4	UNT	10:46	Gutierrez 1-yard run	Hartley kick	4-18	1:35	77-10
4	UNT	9:32	Davis safety				79-10
1	Miami	10:40	Kelly 23-yard pass from Bradford	Hartley kick	8-77	3:09	7-0
1	Miami	1:37	Kelly 24-yard pass from Bradford	Hartley kick	8-63	3:42	14-3
2	Miami	12:29	Smith, R 61-yard fumble recovery	Hartley kick			21-3
3	Miami	7:22	Gresham 6-yard pass from Bradford	Hartley kick	9-47	3:06	28-13
3	Miami	:36	Hartley 30-yard field goal		11-44	5:16	31-13
4	Miami	11:52	Kelly 30-yard pass from Bradford	Hartley kick	6-72	2:52	38-13
4	Miami	7:41	Zaslaw 9-yard pass from Bradford	Hartley kick failed	6-42	2:28	44-13
4	Miami	2:48	Tennell 61-yard pass from Halzle	Hartley kick	6-77	3:11	51-13

Opponent

Qtr.	Opponent	Time	Scoring Play	Conversion	Play-Yards	TOP	Score
3	UNT	5:09	Moreland 29-yard field goal		8-47	2:16	3-56
4	UNT	14:30	Fitzgerald 69-yard reception	Moreland kick	5-80	1:29	10-63
1	Miami	5:26	Zampogna 20-yard field goal		4-6	2:10	3-7
2	Miami	1:06	Hill 6-yard reception	Zampogna kick	18-52	6:36	10-21
3	Miami	10:37	Zampogna 45-yard field goal		5-19	1:43	13-21

GAME THREE - UTAH STATE- SEPT. 15, 2007

STARTERS - 16

Offense	WR	LT	LG	C	RG	RT	TE	RB	QB	WR	FL
UNT	Kelly	Loadholt	Robinson	Cooper	Walker	Braxton	Finley	Murray	Bradford	Iglesias	Johnson
Miami (FL)	Kelly	Loadholt	Robinson	Cooper	Walker	Williams	Finley	Patirck	Bradford	Eldridge*	Gresham*

Utah State

Tulsa

Colorado

Texas

Missouri

Iowa State

Texas A&M

Baylor

Texas Tech

Okla. State

*Started three tight ends

Defense	DE	DT	DT	DE	SLB	MLB	WLB	CB	SS	FS	CB
UNT	English	Granger	McCoy	Williams	Lofton	Reynolds	Holmes*	Smith	Wolfe	Harris	Walker
Miami (FL)	English	Bennett	McCoy	Dotson	Lofton	Reynolds	Baker	Smith	Wolfe	Harris	Walker

Utah State

Tulsa

Colorado

Texas

Missouri

Iowa State

Texas A&M

Baylor

Texas Tech

Okla. State

*Started five defensive backs

Specialists	KO	PK	P	H	PR	KR	KR	LS
UNT	Hartley	Hartley	Cohen	McEachern	Smith	Iglesias	Smith	Shaw
Miami (FL)	Hartley	Hartley	Cohen	McEachern	Smtih	Iglesias	Smith	Shaw

Utah State

Tulsa

Colorado

Texas

Missouri

Iowa State

Texas A&M

Baylor

Texas Tech

Okla. State

Players	UNT	Miami (FL)	Utah St.	Tulsa	Colorado	Texas	Missouri	Iowa St.	A&M	Baylor	Tech	Okla. St.
Allgood	x											
Baker	x	S-WLB										
Beal	x	x										
Bennett	x											
Bothun	x	x										
Bowers	x	x										
Bradford	S-QB	S-QB										
Brandon	x	x										
Braxton	S-RT	x										
Brown		x										
Caleb	x											
Carter	x											
Chaney	x	x										
Clayton	x	x										
Cohen	S-P	S-P										
Coleman	x	x										
Cooper	S-C	S-C										
Crow	x											
Davis	x	x										
Dotson	x	S-DE										
Eldridge	x	S-TE										
English	S-DE	S-DE										
Franks	x	x										
Finley	S-TE	S-TE										
Granger	S-DT	x										
Gresham	x	S-TE										
Gutierrez	x	x										
Halzle	x	x										
Harris	S-FS	S-FS										
Hartley	S-K	S-K										
Holmes	S-CB	x										
Hughey	x	x										
Iglesias	S-WR	x										
Jackson, B.	x	x										
Johnson, M.	S-FL	x										
Kelly	S-WR	S-WR										
Knall	x											
Loadholt	S-LT	S-LT										
Lofton	S-SLB	S-SLB										
Madu	x	x										
McCoy	S-DT	S-DT										
McEachern	S-H	S-H										
Mensik	x	x										
Moore, C	x	x										
Moore, S	x	x										
Murray	S-RB	x										
Nelson	x											
Nichol	x											
Patrick		S-RB										
Pleasant, D.	x	x										
Pleasant, I.	x	x										
Reed	x											
Reynolds	S-MLB	S-MLB										
Robinson, D.	S-LG	S-LG										
Robinson, L.	x											
Shaw	S-LS	S-LS										
Simmons	x	x										
Smith, K	x											
Smith, R	S-CB	S-CB										
Taggart	x											
Taylor	x	x										
Tennell	x	x										
Walker, B.	S-RG	S-RG										
Walker, M.	S-CB	S-CB										
Whitson	x											
Williams, D.	x	x										
Williams, J.	S-DE	x										
Williams, T.	x	S-RT										
Wolfe	S-CB	S-CB										
Zaslaw	x	x										

x - played

Rushing (Att.-Yards-TD)

	Bradford	Gut'ez	Iglesias	Madu	Murray	Patrick
UNT	2-10-0	10-33-1	1-41-0	9-91-1	17-88-5	-
Miami (FL)	2-3-0	-	-	4-12-0	15-68-0	7-47-0
Utah St.						
Tulsa						
Colorado						
Texas						
Missouri						
Iowa St.						
Texas A&M						
Baylor						
Texas Tech						
Oklahoma St.						

Kicking

Hartley	FG	FG Seq.	PAT	KO	TB	Ret.
UNT	-	-	11-11	12-817	3	9-13.7
Miami (FL)	1-1	30	6-7	9-622	3	6-21.7
Utah St.						
Tulsa						
Colorado						
Texas						
Missouri						
Iowa St.						
Texas A&M						
Baylor						
Texas Tech						
Oklahoma St.						

Passing (Comp.-Att.-Int.-Yards-TD)

	Bradford	Halzle
UNT	21-23-0-363-3	4-5-0-40-0
Miami(FL)	19-25-0-205-5	2-2-0-65-1
Utah St.		
Tulsa		
Colorado		
Texas		
Missouri		
Iowa St.		
Texas A&M		
Baylor		
Texas Tech		
Oklahoma St.		

Punting

Cohen	No.	Avg.	Long	50+	I-20	I-10	I-5	Ret.
UNT	2	43.5	47	-	1	-	-	2-2.5
Miami	2	43.0	45	-	-	-	-	2-12.0
Knall	No.	Avg.	Long	50+	I-20	I-10	I-5	Ret.
UNT	1	34.0	34	-	-	1	-	-
Miami	-	-	-	-	-	-	-	-

Receiving (Rec.-Yards-TD)

	Finley	Gresham	Iglesias	Johnson	Kelly	Madu	Murray	Tennell	Whitson	Zaslaw
UNT	1-11-0	3-64-1	7-128-0	1-5-0	4-118-2	3-24-0	2-13-0	3-35-0	1-5-0	-
Miami (FL)	1-7-0	8-55-1	4-51-0	2-6-0	4-102-3	-	1-4-0	1-61-1	-	1-9-1
Utah St.										
Tulsa										
Colorado										
Texas										
Missouri										
Iowa St.										
Texas A&M										
Baylor										
Texas Tech										
Oklahoma St.										

Kickoff Returns (Ret.-Yards-TD-Long)

	Iglesias	Smith	Franks
UNT	2-41-0-22	1-26-0-26	1-37-0-37
Miami (FL)	3-110-0-44	1-18-0-18	-
Utah St.			
Tulsa			
Colorado			
Texas			
Missouri			
Iowa St.			
Texas A&M			
Baylor			
Texas Tech			
Oklahoma St.			

Punt Returns (Ret.-Yards-TD-Long)

	Smith	Franks
UNT	5-38-0-25	2-6-0-8
Miami (FL)	2-10-0-6	-
Utah St.		
Tulsa		
Colorado		
Texas		
Missouri		
Iowa St.		
Texas A&M		
Baylor		
Texas Tech		
Oklahoma St.		

Tackles (UT-AT-TT)	UNT	Miami (FL)	Utah St.	Tulsa	Colorado	Texas	Missouri	Iowa St.	A&M	Baylor	Tech	Okla. St.
Baker	4-4-8	2-3-5										
Beal	2-0-2	1-0-1										
Bowers	0-1-1	0-1-1										
Caleb	0-1-1	-										
Clayton	3-1-4	1-1-2										
Davis	1-1-2	1-0-1										
Dotson	2-0-2	3-1-4										
English	3-1-4	1-0-1										
Eldridge	-	1-0-1										
Franks	-	0-1-1										
Granger	0-1-1	1-4-5										
Gutierrez	2-0-2	-										
Harris	2-2-4	0-3-3										
Holmes	3-1-4	4-3-7										
Iglesias	0-1-1	-										
Jackson	-	1-1-2										
Lofton	5-6-11	5-0-5										
Moore	1-0-1	-										
Pleasant, D.	0-1-1	0-1-1										
Reynolds	1-2-3	3-3-6										
Robinson	0-3-3	-										
Smith	5-1-6	0-2-2										
Taylor	0-1-1	0-1-1										
Tennell	-	0-1-1										
Walker	1-1-2	0-2-2										
Williams, D.	0-1-1	-										
Williams, J.	1-1-2	3-0-3										
Wolfe	2-3-5	6-2-8										

Tackles for Loss-Yards

Baker	2-2	1-5
Beal	-	1-2
Davis	1-10	-
Dotson	2-16	1-2
English	1-6	1-10
Granger	-	1-1
Harris	2-16	2.5-9
Holmes	-	1-1
Inglesias	5-1	-
Lofton	1-4	-
Reynolds	1-7	1.5-2
Williams, J.	1-12	2-6
Wolfe	-	2-6

Sacks

Davis	1-10	-
Dotson	1-14	1-2
English	1-6	1-10
Harris	1-10	-
Reynolds	1-7	-
Williams, J.	1-12	-

Fumble Recoveries	
	Player
UNT	na
Miami (FL)	R. Smith1
Utah St.	
Tulsa	
Colorado	
Texas	
Missouri	
Iowa St.	
Texas A&M	
Baylor	
Texas Tech	
Oklahoma St.	

Fumble Forced	
	Player
UNT	Harris 1
Miami (FL)	Harris 1, J. Williams 1
Utah St.	
Tulsa	
Colorado	
Texas	
Missouri	
Iowa St.	
Texas A&M	
Baylor	
Texas Tech	
Oklahoma St.	

Interceptions	
	Player
UNT	Harris 1, Holmes 1, Robinson 1
Miami (FL)	na
Utah St.	
Tulsa	
Colorado	
Texas	
Missouri	
Iowa St.	
Texas A&M	
Baylor	
Texas Tech	
Oklahoma St.	

Pass Deflections	
	Player
UNT	Smith 3, Harris 1
Miami (FL)	Walker 2
Utah St.	
Tulsa	
Colorado	
Texas	
Missouri	
Iowa St.	
Texas A&M	
Baylor	
Texas Tech	
Oklahoma St.	

**No. 8 Oklahoma 79, North Texas 10
Sept. 1 @ Norman, Okla.**

NORMAN, Okla. -- Sam Bradford's debut was one for the ages. The redshirt freshman completed 21-of-23 passes, including a school-record tying 18 in a row, for 363 yards and no interceptions as Oklahoma drilled North Texas, 79-10.

The Sooners' scoring total was their second-highest during the modern era.

OU scored on eight of its first 10 possessions and the defense later added an interception for a return by Nic Harris and a safety by Alan Davis.

Another RS freshman, DeMarco Murray, rushed for five touchdowns, the second-highest total in school history. Malcolm Kelly hauled in a pair of scoring passes, as well.

Score by Quarters	1	2	3	4	Score
North Texas.....	0	0	3	7	10
Oklahoma Sooners....	21	28	14	16	79

Scoring Summary:

First Quarter

14:28 OU - Gresham 15 yd pass from Bradford (Hartley kick), 4-68, 0:32, NT 0 - OU 7
 11:44 OU - Murray 44 yd run (Hartley kick) 5-67, 1:42, NT 0 - OU 14
 3:49 OU - Murray 1 yd run (Hartley kick) 6-74, 2:35, NT 0 - OU 21

Second Quarter

11:39 OU - Murray 3 yd run (Hartley kick) 12-71, 4:43, NT 0 - OU 28
 7:49 OU - Kelly 65 yd pass from Bradford (Hartley kick) 3-76, 1:11, NT 0 - OU 35
 3:04 OU - Murray 1 yd run (Hartley kick), 8-69, 3:01, NT 0 - OU 42
 1:00 OU - Kelly 24 yd pass from Bradford (Hartley kick), 3-42, 0:39, NT 0 - OU 49

Third Quarter

13:44 OU - Murray 3 yd run (Hartley kick) 2-20 yards, 0:26, NT 0 - OU 56
 5:09 NT - Moreland 29 yd field goal, 8-47 yards, 2:16, NT 3 - OU 56
 0:59 OU - Harris 25 yd interception return (Hartley kick), NT 3 - OU 63

Fourth Quarter

14:30 NT - Fitzgerald 69 yd pass from Vizza (Moreland kick), 5-80 yards, 1:29, NT 10 - OU 63
 13:03 OU - Madu 1 yd run (Hartley, Garret kick), 4-66 yards, 1:19, NT 10 - OU 70
 10:46 OU - Gutierrez 1 yd run (Hartley, Garret kick), 4-18 yards, 1:35, NT 10 - OU 77
 9:32 OU - Davis safety, NT 10 - OU 79

Team Statistics	NT	OU
FIRST DOWNS.....	13	26
NET YARDS RUSHING.....	31-15	45265
NET YARDS PASSING.....	232	403
Completions-Attempts-Int....	19-38-3	25-28-0
TOTAL OFFENSE YARDS.....	69-247	73- 668
Fumbles: Number-Lost.....	2-0	2-2
Penalties: Number-Yards.....	9-48	9-74
PUNTS-YARDS.....	10-41.2	3-40.3
KICKOFFS-YARDS.....	4-59	12-68.1
Net Yards Per Kickoff.....	33.2	52.8
Touchbacks.....	0	3
Punt returns: Number-Yards-TD.	2-2.5	7-6.3
Kickoff returns: Number-Yds-TD	9-13.7	4-26.0
Interceptions: Number-Yds-TD..	0-0-0	3-55-1
Fumble Returns: Number-Yds-TD.	0-0-0	0-0-0
Possession Time.....	27:58	32:02
Third-Down Conversions.....	2 of 16	7 of 12
Fourth-Down Conversions.....	0 of 1	1 of 2
Red-Zone Scores-Chances.....	1-2	7-8
Sacks By: Number-Yards.....	0-0	6-59
PAT Kicks.....	1-1	11-11
Field Goals.....	1-1	0-0

Individual Statistics

Rushing

UNT: Mosley 5-15, Montgomery 3-7, Vizza 7-7, Thomas 5-4, Cox 1-1, Meager 10-(-19).
 OU: Madu 9-87, Murray 17-87, Iglesias 1-41, Gutierrez 10-33, Bradford 2-10, Nichol, 1-8, Gove 3-5.

Passing

UNT: Vizza 4-11-2, 124 yards, 1TD; Meager 15-27-1, 108 yards
 OU: Bradford 21-23-0, 363 yards, 3 TD; Halzle 4-5-0, 40 yards.

Receiving

UNT: Fitzgerald 7-126, Jackson 7-84, Mosley 2-(-7), Stickler 1-15, Washington 1-12, Thomas 1-2
 OU : Iglesias 7-128, Kelly 4-118, Gresham 3-64, Tennell 3-35, madu 3-24, Murray 2-13, Finley 1-11, Whitson 1-5, Johnson 1-5

Tackle Leaders

North Texas: Weathers 9
 OU: Lofton 11

**No. 5/6 Oklahoma 51, Miami 13
Sept. 8 @ Norman, Okla.**

NORMAN, Okla. -- A game that was supposed to be an early-season classic turned into a lop-sided Oklahoma triumph when the Sooners easily thwarted Miami, 51-13. A record crowd of 85,357 witnessed the game.

OU quarterback Sam Bradford completed 19-of-25 passes for 205 yards and five touchdowns with no interceptions. Three of his scoring strikes went to Malcolm Kelly.

OU extended an early lead to 21-3 when Reggie Smith returned a fumble 61 yards for a touchdown. Then Miami mustered a bit of a rally to close the margin to 21-13. That's when the Sooners relle off 30 unanswered points to end any doubt.

Oklahoma's defense was dominant, limiting the Hurricanes to just 52 rushing yards on 35 attempts, and styming the UM passing game to the tune of 11-of-24 for just 87 yards.

Score by Quarters	1	2	3	4	Score
Miami (Fla.).....	3	7	3	0	13
Oklahoma Sooners....	14	7	10	20	51

Scoring Summary:

First Quarter

10:40 OU - Kelly 3 yd pass from Bradford (Hartley kick) 8-77 yards, 3:09, UM 0 - OU 7
 5:26 UM - Zampogna 20 yd field goal, 4-6 yards, 2:10, UM 3 - OU 7
 1:37 OU - Kelly 24 yd pass from Bradford (Hartley kick), 8-63 yards, -3:42, UM 3 - OU 14

Second Quarter

12:29 OU - Smith 61 yd fumble recovery (Hartley kick), UM 3 - OU 21
 1:06 UM - Hill 6 yd pass from Wright (Zampogna kick) 18-52 yards, 6:36, UM 10 - OU 21

Third Quarter

10:37 UM - Zampogna 45 yd field goal, 5-19, 1:43, UM 13 - OU 21
 7:22 OU - Gresham 6 yd pass from Bradford (Hartley kick), 9-47 yards, 3:06, UM 13 - OU 28
 0:36 OU - Hartley, Garret 30 yd field goal, 1-44 yards, 5:16, UM 13 - OU 31

Fourth Quarter

11:52 OU - Kelly 30 yd pass from Bradford (Hartley kick), 6-72 yards, 2:52, UM 13 - OU 38
 7:41 OU - Zaslav 9 yd pass from Bradford (Hartley kick failed), 6-42, 2:28, UM 13 - OU 44
 2:48 OU - Tennell 61 yd pass from Halzle (Hartley kick), 6-77 yards, -3:11, UM 13 - OU 51

Team Statistics	UM	OU
FIRST DOWNS.....	7	25
NET YARDS RUSHING.....	35-52	45-116
NET YARDS PASSING.....	87	295
Completions-Attempts-Int....	11-24-0	22-28-0
TOTAL OFFENSE YARDS.....	59-139	73-411
Fumbles: Number-Lost.....	2-1	2-2
Penalties: Number-Yards.....	6-55	6-36
PUNTS-YARDS.....	10-40.8	2-43.0
KICKOFFS-YARDS.....	4-63.8	9-69.12
Touchbacks.....	0	3
Punt returns: Number-Yards-TD.	2-12.0	2-5.0
Kickoff returns: Number-Yds-TD	6-21.7	4-32.0
Interceptions: Number-Yds-TD..	0-0-0	0-0-0
Fumble Returns: Number-Yds-TD.	0-0-0	1-61-1
Possession Time.....	26:46	33:14
Third-Down Conversions.....	3 of 17	6 of 11
Fourth-Down Conversions.....	1 of 1	1 of 2
Red-Zone Scores-Chances.....	2-2	3-3
Sacks By: Number-Yards.....	1-8	2-12
PAT Kicks.....	1-1	6-7
Field Goals.....	2-2	1-1

Individual Statistics

Rushing

Miami: James 8-28, Cooper 18-26, Thomas 2-0, freeman 5-(-1), Wright 2-(-1).
 OU: Murray 15-64, Patrick 7-47, Brown 15-42, Madu 4-12, Bradford 2-(-5), Team 2-(-44).

Passing

Miami: Wright 7-14-0, 65 yards, 1 TD; Freeman 3-9-0, 17 yards; Strimble 1-1-0, 5 yards.
 OU: Bradford 19-25-0, 205 yards, 5 TD; Halzle 2-2-0, 65 yards, 1 TD; Johnson 1-1-0, 25 yards.

Receiving

Miami: Jenkins 3-35, Hill 2-23, James 1-7, Hankerson 1-7, Shields 1-7, Campbell 1-5, Cooper 1-3.
 OU : Gresham 8-55, Kelly 40-102, Iglesias 4-51, Johnson 2-6, Tennell 1-61, Zaslav 1-0, Finley 1-7, Murray 1-4.

Tackle Leaders

Miami: Gooden 14
 OU: Wolfe 8

2006 Oklahoma Football
OU Combined Team Statistics (as of Sep 09, 2007)
All games

RECORD:	OVERALL	HOME	AWAY	NEUTRAL
ALL GAMES.....	(2-0-0)	(2-0-0)	(0-0-0)	(0-0-0)
CONFERENCE.....	(0-0-0)	(0-0-0)	(0-0-0)	(0-0-0)
NON-CONFERENCE.....	(2-0-0)	(2-0-0)	(0-0-0)	(0-0-0)

DATE	OPPONENT	W/L	SCORE	ATTEND
Sep 01, 2007	NORTH TEXAS	W	79-10	84472
Sep 08, 2007	MIAMI	W	51-13	85357

* denotes conference game

RUSHING	GP	Att	Gain	Loss	Net	Avg	TD	Long	Avg/G
Murray, DeMarco	2	32	156	5	151	4.7	5	44	75.5
Madu, Mossis	2	13	103	4	99	7.6	1	55	49.5
Patrick, Allen	1	7	47	0	47	6.7	0	13	47.0
Brown, Chris	1	15	44	2	42	2.8	0	9	42.0
Iglesias, Juaqu	2	1	41	0	41	41.0	0	41	20.5
Gutierrez, Jaco	2	10	33	0	33	3.3	1	7	16.5
Nichol, Keith	1	1	8	0	8	8.0	0	8	8.0
Gove, Derek	1	3	5	0	5	1.7	0	3	5.0
Bradford, Sam	2	4	13	8	5	1.2	0	10	2.5
TEAM	2	4	0	50	-50	-12.5	0	0	-25.0
Total.....	2	90	450	69	381	4.2	7	55	190.5
Opponents.....	2	66	171	104	67	1.0	0	16	33.5

PASSING	GP	Effic	Cmp-Att-Int	Pct	Yds	TD	Lng	Avg/G
Bradford, Sam	2	237.73	40-48-0	83.3	568	8	65	284.0
Halzle, Joey	2	278.33	5-6-0	83.3	100	1	61	50.0
Nichol, Keith	1	142.00	1-1-0	100.0	5	0	5	5.0
Johnson, Manuel	2	310.00	1-1-0	100.0	25	0	25	12.5
Total.....	2	241.66	47-56-0	83.9	698	9	65	349.0
Opponents.....	2	92.57	30-62-3	48.4	319	2	69	159.5

RECEIVING	GP	No.	Yds	Avg	TD	Long	Avg/G
Iglesias, Juaqu	2	11	179	16.3	0	51	89.5
Gresham, Jermai	2	11	119	10.8	2	42	59.5
Kelly, Malcolm	2	8	220	27.5	5	65	110.0
Tennell, Adron	2	4	96	24.0	1	61	48.0
Madu, Mossis	2	3	24	8.0	0	13	12.0
Murray, DeMarco	2	3	17	5.7	0	7	8.5
Johnson, Manuel	2	3	11	3.7	0	5	5.5
Finley, Joe Jon	2	2	18	9.0	0	11	9.0
Zaslaw, Dane	2	1	9	9.0	1	9	4.5
Whitson, Carter	1	1	5	5.0	0	5	5.0
Total.....	2	47	698	14.9	9	65	349.0
Opponents.....	2	30	319	10.6	2	69	159.5

FIELD GOALS	FGM-FGA	Pct	01-19	20-29	30-39	40-49	50-99	Lg	Blk
Hartley, Garret	1-1	100.0	0-0	0-0	1-1	0-0	0-0	30	0

SCORING	TD	FGs	Kick	PATs				Saf	Points
				Rush	Rcv	Pass	DXP		
Kelly, Malcolm	5	0-0	0-0	0-0	0	0-0	0	0	30
Murray, DeMarco	5	0-0	0-0	0-0	0	0-0	0	0	30
Hartley, Garret	0	1-1	17-18	0-0	0	0-0	0	0	20
Gresham, Jermai	2	0-0	0-0	0-0	0	0-0	0	0	12
Madu, Mossis	1	0-0	0-0	0-0	0	0-0	0	0	6
Tennell, Adron	1	0-0	0-0	0-0	0	0-0	0	0	6
Smith, Reggie	1	0-0	0-0	0-0	0	0-0	0	0	6
Gutierrez, Jaco	1	0-0	0-0	0-0	0	0-0	0	0	6
Zaslaw, Dane	1	0-0	0-0	0-0	0	0-0	0	0	6
Harris, Nic	1	0-0	0-0	0-0	0	0-0	0	0	6
Davis, Alan	0	0-0	0-0	0-0	0	0-0	0	1	2
Total.....	18	1-1	17-18	0-0	0	0-0	0	1	130
Opponents.....	2	3-3	2-2	0-0	0	0-0	0	0	23

SCORE BY QUARTERS	1st	2nd	3rd	4th	Total
OU.....	35	35	24	36	130
Opponents.....	3	7	6	7	23

TOTAL OFFENSE	G	Plays	Rush	Pass	Total	Avg/G
Bradford, Sam	2	52	5	568	573	286.5
Murray, DeMarco	2	32	151	0	151	75.5
Halzle, Joey	2	6	0	100	100	50.0

TEAM STATISTICS	OU	OPP
FIRST DOWNS.....	51	20
Rushing.....	21	5
Passing.....	28	14
Penalty.....	2	1
RUSHING YARDAGE.....	381	67
Yards gained rushing...	450	171
Yards lost rushing.....	69	104
Rushing Attempts.....	90	66
Average Per Rush.....	4.2	1.0
Average Per Game.....	190.5	33.5
TDs Rushing.....	7	0
PASSING YARDAGE.....	698	319
Att-Comp-Int.....	56-47-0	62-30-3
Average Per Pass.....	12.5	5.1
Average Per Catch.....	14.9	10.6
Average Per Game.....	349.0	159.5
TDs Passing.....	9	2
TOTAL OFFENSE.....	1079	386
Total Plays.....	146	128
Average Per Play.....	7.4	3.0
Average Per Game.....	539.5	193.0
KICK RETURNS: #-YARDS....	8-232	15-253
PUNT RETURNS: #-YARDS....	9-54	4-29
INT RETURNS: #-YARDS....	3-55	0-0
FUMBLES-LOST.....	4-4	4-1
PENALTIES-YARDS.....	15-110	15-103
PUNTS-AVG.....	5-41.4	20-41.0
TIME OF POSSESSION/GAME..	32:38	27:22
3RD-DOWN CONVERSIONS....	13/23	5/33
4TH-DOWN CONVERSIONS....	2/4	1/2

INTERCEPTIONS	No.	Yds	Avg	TD	Long
Robinson, Lamon	1	26	26.0	0	26
Harris, Nic	1	25	25.0	1	25
Holmes, Lendy	1	4	4.0	0	4
Total.....	3	55	18.3	1	26
Opponents.....	0	0	0.0	0	0

PUNTING	No.	Yds	Avg	Long	TB	FC	I20	Blkd
Cohen, Michael	4	173	43.2	47	0	0	1	0
Knall, Mike	1	34	34.0	34	0	1	1	0
Total.....	5	207	41.4	47	0	1	2	0
Opponents.....	20	820	41.0	53	0	7	2	0

PUNT RETURNS	No.	Yds	Avg	TD	Long
Smith, Reggie	7	48	6.9	0	25
Franks, Dominqu	2	6	3.0	0	8
Total.....	9	54	6.0	0	25
Opponents.....	4	29	7.2	0	12

KICK RETURNS	No.	Yds	Avg	TD	Long
Iglesias, Juaqu	5	151	30.2	0	44
Smith, Reggie	2	44	22.0	0	26
Franks, Dominqu	1	37	37.0	0	37
Total.....	8	232	29.0	0	44
Opponents.....	15	253	16.9	0	34

ALL PURPOSE	G	Rush	Rec	PR	KOR	IR	Tot	Avg/G
Iglesias, Juaqu	2	41	179	0	151	0	371	185.5
Kelly, Malcolm	2	0	220	0	0	0	220	110.0
Murray, DeMarco	2	151	17	0	0	0	168	84.0
Madu, Mossis	2	99	24	0	0	0	123	61.5
Gresham, Jermai	2	0	119	0	0	0	119	59.5
Total.....	2	381	698	54	232	55	1420	710.0
Opponents.....	2	67	319	29	253	0	668	334.0

2006 Oklahoma Football

OU Overall Team Statistics (as of Sep 09, 2007)

All games

TEAM STATISTICS	OU	OPP
SCORING.....	130	23
Points Per Game.....	65.0	11.5
FIRST DOWNS.....	51	20
Rushing.....	21	5
Passing.....	28	14
Penalty.....	2	1
RUSHING YARDAGE.....	381	67
Yards gained rushing.....	450	171
Yards lost rushing.....	69	104
Rushing Attempts.....	90	66
Average Per Rush.....	4.2	1.0
Average Per Game.....	190.5	33.5
TDs Rushing.....	7	0
PASSING YARDAGE.....	698	319
Att-Comp-Int.....	56-47-0	62-30-3
Average Per Pass.....	12.5	5.1
Average Per Catch.....	14.9	10.6
Average Per Game.....	349.0	159.5
TDs Passing.....	9	2
TOTAL OFFENSE.....	1079	386
Total Plays.....	146	128
Average Per Play.....	7.4	3.0
Average Per Game.....	539.5	193.0
KICK RETURNS: #-YARDS.....	8-232	15-253
PUNT RETURNS: #-YARDS.....	9-54	4-29
INT RETURNS: #-YARDS.....	3-55	0-0
KICK RETURN AVERAGE.....	29.0	16.9
PUNT RETURN AVERAGE.....	6.0	7.2
INT RETURN AVERAGE.....	18.3	0.0
FUMBLES-LOST.....	4-4	4-1
PENALTIES-YARDS.....	15-110	15-103
Average Per Game.....	55.0	51.5
PUNTS-YARDS.....	5-207	20-820
Average Per Punt.....	41.4	41.0
Net punt average.....	35.6	38.3
TIME OF POSSESSION/GAME.....	32:38	27:22
3RD-DOWN CONVERSIONS.....	13/23	5/33
3rd-Down Pct.....	57%	15%
4TH-DOWN CONVERSIONS.....	2/4	1/2
4th-Down Pct.....	50%	50%
SACKS BY-YARDS.....	8-71	1-8
MISC YARDS.....	0	0
TOUCHDOWNS SCORED.....	18	2
FIELD GOALS-ATTEMPTS.....	1-1	3-3
ON-SIDE KICKS.....	0-0	0-0
RED-ZONE SCORES.....	10-11 91%	3-4 75%
RED-ZONE TOUCHDOWNS.....	9-11 82%	1-4 25%
PAT-ATTEMPTS.....	17-18 94%	2-2 100%
ATTENDANCE.....	169829	0
Games/Avg Per Game.....	2/84914	0/0
Neutral Site Games.....		0/0

SCORE BY QUARTERS	1st	2nd	3rd	4th	Total
OU.....	35	35	24	36	130
Opponents.....	3	7	6	7	23

2006 Oklahoma Football
OU Overall Individual Statistics (as of Sep 09, 2007)
All games

RUSHING	GP	Att	Gain	Loss	Net	Avg	TD	Long	Avg/G
Murray, DeMarco	2	32	156	5	151	4.7	5	44	75.5
Madu, Mossis	2	13	103	4	99	7.6	1	55	49.5
Patrick, Allen	1	7	47	0	47	6.7	0	13	47.0
Brown, Chris	1	15	44	2	42	2.8	0	9	42.0
Iglesias, Juaqu	2	1	41	0	41	41.0	0	41	20.5
Gutierrez, Jaco	2	10	33	0	33	3.3	1	7	16.5
Nichol, Keith	1	1	8	0	8	8.0	0	8	8.0
Gove, Derek	1	3	5	0	5	1.7	0	3	5.0
Bradford, Sam	2	4	13	8	5	1.2	0	10	2.5
TEAM	2	4	0	50	-50	-12.5	0	0	-25.0
Total.....	2	90	450	69	381	4.2	7	55	190.5
Opponents.....	2	66	171	104	67	1.0	0	16	33.5

PUNT RETURNS	No.	Yds	Avg	TD	Long
Smith, Reggie	7	48	6.9	0	25
Franks, Dominqu	2	6	3.0	0	8
Total.....	9	54	6.0	0	25
Opponents.....	4	29	7.2	0	12

INTERCEPTIONS	No.	Yds	Avg	TD	Long
Harris, Nic	1	25	25.0	1	25
Robinson, Lamon	1	26	26.0	0	26
Holmes, Lendy	1	4	4.0	0	4
Total.....	3	55	18.3	1	26
Opponents.....	0	0	0.0	0	0

PASSING	GP	Effic	Cmp-Att-Int	Pct	Yds	TD	Lng	Avg/G
Bradford, Sam	2	237.73	40-48-0	83.3	568	8	65	284.0
Halzle, Joey	2	278.33	5-6-0	83.3	100	1	61	50.0
Nichol, Keith	1	142.00	1-1-0	100.0	5	0	5	5.0
Johnson, Manuel	2	310.00	1-1-0	100.0	25	0	25	12.5
Total.....	2	241.66	47-56-0	83.9	698	9	65	349.0
Opponents.....	2	92.57	30-62-3	48.4	319	2	69	159.5

KICK RETURNS	No.	Yds	Avg	TD	Long
Iglesias, Juaqu	5	151	30.2	0	44
Smith, Reggie	2	44	22.0	0	26
Franks, Dominqu	1	37	37.0	0	37
Total.....	8	232	29.0	0	44
Opponents.....	15	253	16.9	0	34

RECEIVING	GP	No.	Yds	Avg	TD	Long	Avg/G
Iglesias, Juaqu	2	11	179	16.3	0	51	89.5
Gresham, Jermai	2	11	119	10.8	2	42	59.5
Kelly, Malcolm	2	8	220	27.5	5	65	110.0
Tennell, Adron	2	4	96	24.0	1	61	48.0
Madu, Mossis	2	3	24	8.0	0	13	12.0
Murray, DeMarco	2	3	17	5.7	0	7	8.5
Johnson, Manuel	2	3	11	3.7	0	5	5.5
Finley, Joe Jon	2	2	18	9.0	0	11	9.0
Zaslaw, Dane	2	1	9	9.0	1	9	4.5
Whitson, Carter	1	1	5	5.0	0	5	5.0
Total.....	2	47	698	14.9	9	65	349.0
Opponents.....	2	30	319	10.6	2	69	159.5

FUMBLE RETURNS	No.	Yds	Avg	TD	Long
Smith, Reggie	1	61	61.0	1	61
Total.....	1	61	61.0	1	61
Opponents.....	0	0	0.0	0	0

2006 Oklahoma Football
 OU Overall Individual Statistics (as of Sep 09, 2007)
 All games

SCORING	----- PATs -----								
	TD	FGs	Kick	Rush	Rcv	Pass	DXP	Saf	Points
Murray, DeMarco	5	0-0	0-0	0-0	0	0-0	0	0	30
Kelly, Malcolm	5	0-0	0-0	0-0	0	0-0	0	0	30
Hartley, Garret	0	1-1	17-18	0-0	0	0-0	0	0	20
Gresham, Jermai	2	0-0	0-0	0-0	0	0-0	0	0	12
Gutierrez, Jaco	1	0-0	0-0	0-0	0	0-0	0	0	6
Harris, Nic	1	0-0	0-0	0-0	0	0-0	0	0	6
Madu, Mossis	1	0-0	0-0	0-0	0	0-0	0	0	6
Tennell, Adron	1	0-0	0-0	0-0	0	0-0	0	0	6
Zaslaw, Dane	1	0-0	0-0	0-0	0	0-0	0	0	6
Smith, Reggie	1	0-0	0-0	0-0	0	0-0	0	0	6
Davis, Alan	0	0-0	0-0	0-0	0	0-0	0	1	2
Total.....	18	1-1	17-18	0-0	0	0-0	0	1	130
Opponents.....	2	3-3	2-2	0-0	0	0-0	0	0	23

TOTAL OFFENSE	G	Plays	Rush	Pass	Total	Avg/G
Bradford, Sam	2	52	5	568	573	286.5
Murray, DeMarco	2	32	151	0	151	75.5
Halzle, Joey	2	6	0	100	100	50.0
Madu, Mossis	2	13	99	0	99	49.5
Patrick, Allen	1	7	47	0	47	47.0
Brown, Chris	1	15	42	0	42	42.0
Iglesias, Juaqu	2	1	41	0	41	20.5
Gutierrez, Jaco	2	10	33	0	33	16.5
Johnson, Manuel	2	1	0	25	25	12.5
Nichol, Keith	1	2	8	5	13	13.0
Gove, Derek	1	3	5	0	5	5.0
TEAM	2	4	-50	0	-50	-25.0
Total.....	2	146	381	698	1079	539.5
Opponents.....	2	128	67	319	386	193.0

FIELD GOALS	FGM-FGA	Pct	01-19	20-29	30-39	40-49	50-99	Lg	Blk
Hartley, Garret	1-1	100.0	0-0	0-0	1-1	0-0	0-0	30	0

FG SEQUENCE	OU	OPPONENTS
North Texas	-	(29)
Miami	(30)	(20),(45)

Numbers in (parentheses) indicate field goal was made.

PUNTING	No.	Yds	Avg	Long	TB	FC	I20	Blkd
Cohen, Michael	4	173	43.2	47	0	0	1	0
Knall, Mike	1	34	34.0	34	0	1	1	0
Total.....	5	207	41.4	47	0	1	2	0
Opponents.....	20	820	41.0	53	0	7	2	0

KICKOFFS	No.	Yds	Avg	TB	OB	Retn	Net	YdLn
Hartley, Garret	21	1439	68.5	6	0			
Total.....	21	1439	68.5	6	0	253	50.8	19
Opponents.....	8	492	61.5	0	0	232	32.5	37

2006 Oklahoma Football
 OU Overall Individual Statistics (as of Sep 09, 2007)
 All games

ALL PURPOSE	G	Rush	Rec	PR	KOR	IR	Tot	Avg/G
Iglesias, Juaqu	2	41	179	0	151	0	371	185.5
Kelly, Malcolm	2	0	220	0	0	0	220	110.0
Murray, DeMarco	2	151	17	0	0	0	168	84.0
Madu, Mossis	2	99	24	0	0	0	123	61.5
Gresham, Jermai	2	0	119	0	0	0	119	59.5
Tennell, Adron	2	0	96	0	0	0	96	48.0
Smith, Reggie	2	0	0	48	44	0	92	46.0
Patrick, Allen	1	47	0	0	0	0	47	47.0
Franks, Dominqu	2	0	0	6	37	0	43	21.5
Brown, Chris	1	42	0	0	0	0	42	42.0
Gutierrez, Jaco	2	33	0	0	0	0	33	16.5
Robinson, Lamon	1	0	0	0	0	26	26	26.0
Harris, Nic	2	0	0	0	0	25	25	12.5
Finley, Joe Jon	2	0	18	0	0	0	18	9.0
Johnson, Manuel	2	0	11	0	0	0	11	5.5
Zaslaw, Dane	2	0	9	0	0	0	9	4.5
Nichol, Keith	1	8	0	0	0	0	8	8.0
Gove, Derek	1	5	0	0	0	0	5	5.0
Whitson, Carter	1	0	5	0	0	0	5	5.0
Bradford, Sam	2	5	0	0	0	0	5	2.5
Holmes, Lendy	2	0	0	0	0	4	4	2.0
TEAM	2	-50	0	0	0	0	-50	-25.0
Total.....	2	381	698	54	232	55	1420	710.0
Opponents.....	2	67	319	29	253	0	668	334.0

2006 Oklahoma Football

OU Overall Defensive Statistics (as of Sep 09, 2007)

All games

DEFENSIVE LEADERS	GP	-----Tackles-----			TFL/Yds	-Sacks-	---Pass Def---			-Fumbles-	Blkd		
		Solo	Ast	Total			No-Yds	Int-Yds	BrUp		QBH	Rcv-Yds	FF
40 Lofton, Curtis	2	10	6	16	1.0-4
16 Baker, Lewis	2	6	7	13	3.0-7
25 Wolfe, D.J.	2	8	5	13	2.0-6
11 Holmes, Lendy	2	7	4	11	1.0-1	.	1-4
8 Reynolds, Ryan	2	4	5	9	2.5-9	1.0-7
3 Smith, Reggie	2	5	3	8	.	.	.	3	.	1-61	.	.	.
5 Harris, Nic	2	2	5	7	4.5-25	1.0-10	1-25	1	.	.	2	.	.
96 Granger, DeMarc	2	1	5	6	1.0-1
91 Dotson, Alonzo	2	5	1	6	3.0-18	2.0-16	.	.	1
22 Clayton, Keenan	2	4	2	6
33 English, Auston	2	4	1	5	2.0-16	2.0-16	.	.	2
98 Williams, John	2	4	1	5	3.0-18	1.0-12	1	.	.
24 Walker, Marcus	2	1	3	4	.	.	.	2
44 Beal, Jeremy	2	3	.	3	1.0-2
95 Davis, Alan	2	2	1	3	1.0-10	1.0-10	1
30 Robinson, Lamon	1	.	3	3	.	.	1-26
21 Gutierrez, Jaco	2	2	.	2
86 Taylor, Adrian	2	.	2	2
2 Jackson, Brian	2	1	1	2
51 Pleasant, Demar	2	.	2	2
26 Bowers, Brett	2	.	2	2
1C Franks, Dominqu	2	.	1	1
83 Eldridge, Brody	2	1	.	1
80 Tennell, Adron	2	.	1	1
41 Williams, Darie	2	.	1	1
8A Caleb, Brandon	1	.	1	1
89 Moore, Cordero	2	1	.	1
9 Iglesias, Juaqu	2	.	1	1	0.5-1
97 Bennett, Cory	2	1
Total.....	2	71	64	135	25-118	8-71	3-55	6	4	1-61	3	.	1
Opponents.....	2	89	77	166	6-19	1-8	.	1	1	4-0	3	.	.

2006 Oklahoma Football
 OU Team Game-by-Game Comparison (as of Sep 09, 2007)
 All games

Opponent	Score	-----FIRST DOWNS-----				---RUSHING---	-----PASSING-----			--TOTAL OFFENSE--	Return	Turn-
		Total	Rush	Pass	Pen	Number-Yards	Comp-Att-Int	Yards	Plays-Yards	Yards	Overs	
-----	-----	--/--	--/--	--/--	--/--	-----/-----	-----/-----	--/--	----- / -----	--/--	--/--	
NORTH TEXAS.....	79-10	26/13	10/4	16/9	0/0	45-265 / 31-15	25-28- 0 / 19-38- 3	403/232	73-668 / 69-247	203/128	2/3	
MIAMI.....	51-13	25/7	11/1	12/5	2/1	45-116 / 35-52	22-28- 0 / 11-24- 0	295/87	73-411 / 59-139	199/154	2/1	
Totals.....	130-23	51/20	21/5	28/14	2/1	90-381 / 66-67	47-56- 0 / 30-62- 3	698/319	146-1079/ 128-386	402/282	4/4	

Note: Game totals are displayed in the format TEAM/OPPONENT for each category

Opponent	3rd Down		4th Down		Time of Possession		TOP Margin	Avg Yds/Rush	Avg Yds/Pass	Avg Yds/Play	Punting Number-Avg	-----PENALTIES----- No-Yds / No-Yds
-----	-----/-----		-----/-----		-----/-----		-----	-----/-----	-----/-----	-----/-----	-----/-----	-----/-----
NORTH TEXAS.....	7-12 /	2-16	1-2 /	0-1	32:02/	27:58	4:04	5.9/0.5	14.4/6.1	9.2/3.6	3-40.3 /	10-41.2 9-74 / 9-48
MIAMI.....	6-11 /	3-17	1-2 /	1-1	33:14/	26:46	6:28	2.6/1.5	10.5/3.6	5.6/2.4	2-43.0 /	10-40.8 6-36 / 6-55
Totals.....	13-23 /	5-33	2-4 /	1-2	65:16/	54:44	10:32	4.2/1.0	12.5/5.1	7.4/3.0	5-41.4 /	20-41.0 15-110 / 15-103

Note: Game totals are displayed in the format TEAM/OPPONENT for each category