



2012 BAYLOR FOOTBALL GAME NOTES



@BaylorAthletics
@BUfootball



Facebook.com/BaylorAthletics



Youtube.com/BaylorAthletics



BAYLOR (4-4, 1-4) at 14/13/12 OKLAHOMA (6-2, 4-1)

GAME 9

Nov. 10, 2012 • 2:30 p.m. CT • TV: FSN • Radio: ESPN Central Texas/Sirius 117/XM 202

Norman, Okla • Gaylord Family-Oklahoma Memorial Stadium (82,112)

2012 Schedule/Results

Sept. 2	SMU	Waco, Texas	W, 59-24
Sept. 15	Sam Houston St.	Waco, Texas	W, 48-23
Sept. 21	at ULM	Monroe, La.	W, 47-42
Sept. 29	at West Virginia	Morgantown, W.Va.	L, 63-70
Oct. 13	TCU	Waco, Texas	L, 21-49
Oct. 20	at Texas	Austin, Texas	L, 50-56
Oct. 27	at Iowa State	Ames, Iowa	L, 21-35
Nov. 3	Kansas	Waco, Texas	W, 41-14
Nov. 10	at Oklahoma	Norman, Okla.	2:30 p.m.
Nov. 17	Kansas State	Waco, Texas	7 p.m.
Nov. 24	vs. Texas Tech	Arlington, Texas	TBA
Dec. 1	Oklahoma State	Waco, Texas	TBA

Game Information

Date: Sat., Nov. 10, 2012 / 2:30 p.m. CT

Site: Norman, Okla.

Stadium: Gaylord Family-Oklahoma Memorial Stadium

TV: FSN

Talent: Steve Physioc (pxp), J.C. Pearson (analyst),
Laura McKeeman (sideline)

Radio: Baylor-IMG College / ESPN Central Texas

Talent: John Morris (pxp), J.J. Joe (analyst),
Ricky Thompson (sideline)

Satellite Radio: Sirius 117/XM 202

Live Stats/In-Game Blog: BaylorBears.com

Twitter Updates: @BUFootball

Series: Oklahoma leads, 20-1

Waco: Oklahoma leads, 10-1

Norman: Oklahoma leads, 10-0

Neutral: Never Met

First Meeting: Oct. 26, 1901 - Oklahoma, 17-6

Last Meeting: Nov. 19, 2011 - Baylor, 45-38

Baylor Coaching Staff

On the Field

Art Briles	Head Coach
Phil Bennett	Defensive Coordinator
Randy Clements	Running Game Coordinator
Kendal Briles	Passing Game Coordinator
Chris Achuff	Defensive Line
Carlton Buckels	Cornerbacks
Jim Gush	Linebackers

In the Press Box

Philip Montgomery	Offensive Coordinator
Brian Norwood	Associate Head Coach
Jeff Lebby	Running Backs

STORY LINES

- Baylor and No. 12 Oklahoma will meet for the 22nd time with Oklahoma leading the all-time series, 20-1. The Sooners hold a perfect 10-0 mark in games played in Norman.
- Baylor won last year's matchup vs. OU, 45-38, in dramatic fashion on a last-minute touchdown pass from **Robert Griffin III** to **Terrance Williams**.
- In its Nov. 3 win, the Baylor defense held Kansas to season-lows of: 14 points, 17 first downs, 342 yards (96 passing yds), possession time (29:44).
- Baylor's offensive line has allowed 0 sacks over the last 2 games.
- **S Sam Holl** has totaled 33 tackles (11.0spg), including 16 solo, over the last 3 games.
- LB **Eddie Lackey** leads the team w/ 6.5 TFL & has tallied a TFL in 5 of last 6 games.
- Baylor's defense held Kansas to 96 yards passing, the lowest opponent total since BU held Colorado to 75 passing yards in a 3OT road win in 2006.
- Baylor's defense allowed no passing TDs vs. Kansas, the first such occurrence in the last 12 games (since win over Oklahoma in 2011).
- Last week vs. Kansas, Baylor shut out an opponent for an entire half (2nd half) for the first time since Sept. 17, 2011 vs. SFA.
- Baylor's high-octane offense leads the nation in passing (392.1 ypg) and total offense (581.5 ypg), 5th in pass efficiency (167.6%) and 6th in the country in scoring (43.75 ppg).
- After forcing zero turnovers during first 3 Big 12 games, Baylor has forced 4 (3 INTs, 1 fumble) turnovers in last 2 conference games; going 1-1 during that time.
- In 4 wins, BU has had a +8 turnover margin (+2.0/gm); in 4 losses, margin is -11 (-2.75/gm).
- Baylor's offense has averaged at least 6.0 yards-per-play in each of the last 14 games (7.3 ypp vs. KU).
- Baylor has totaled 6 1-play TD drives this season (13 TD drives of 3 plays or fewer).
- Baylor's quick-strike offense has scored 15 TDs on drives of 1 minute or less (25 of 2:00 or less).
- Thru 8 games, Baylor has tallied 11 plays over 50 yards, including a season-long 80-yard **Terrance Williams** TD catch from QB **Nick Florence** vs. Texas.
- For the first time all season, Baylor won the time of possession battle vs. Kansas, 30:16 to 29:44.
- Baylor has averaged 35.9 yards on 26 passing TDs this season, including 7 of 50 yards or longer.
- Baylor is 15-for-19 on 4th-down conversions this season, 6th-best nationally among teams with more than 3 attempts (15 successful conversions leads the Big 12).
- Baylor ranks 4th nationally and 1st in Big 12 holding opponents to just 21.4% on 4th down conversions (3-of-14).
- In 7 career road starts, **Florence** has posted 5 of the top 8 passing yardage totals in road games in program history (Mizzou-427yds [2009], ULM-351yds [2012], WVU-581yds [2012], UT-352yds [2012], & ISU-426yds [2012]).
- **Florence** leads nation in total offense (412.3 ypg) and in passing yards (377.4 ypg), 9th in passing efficiency (165.5).

BREAKDOWN

Baylor	4-4, 1-4 BIG 12	OKLAHOMA	6-2, 4-1 BIG 12
Ranking	NR — AP, NR — Coaches, NR — BCS	Ranking	14 — AP, 13 — Coaches, 12 — BCS
Last Game	Nov. 3, 2012 defeated Kansas, 41-14	Last Game	Nov. 3, 2012 won at Iowa State, 35-20
Head Coach	Art Briles (Texas Tech, 1979)	Head Coach	Bob Stoops (Iowa, 1983)
Career Record	63-57 (10th season)	Career Record	145-35 (14th season)
BU Record	29-29 (5th season)	OU Record	same
vs. OU	1-4	vs. BU	12-1

Baylor Athletic Communications

HEATH NIELSEN *Assistant AD / Communications*
254-710-3538 • 254-709-4237 • Heath_Nielsen@baylor.edu

BRAD SHEFFIELD *Assistant Director*
254-710-3784 • 254-640-3175 • Bradley_Sheffield@baylor.edu

DAVID KAYE *Associate Director*
254-710-4389 • 254-709-5147 • David_Kaye@baylor.edu

BAYLOR MEDIA WEBSITE

An all-in-one-place media page is can be found at Baylor's website at: <http://www.BaylorBears.com/ot/bay-media.html>. Among the information available at the site are links and pdfs of statistics, game notes, quick facts and directions as well as photo/logo downloads and video FTP information.

BAYLOR WEEKLY MEDIA PLANNER: OKLAHOMA GAME

5	MON	6	TUE	7	WED	8	THU	9	FRI	10	SAT	11	SUN
<p>Big 12 Teleconference Art Briles (11 a.m.) Contact Big 12 for number</p> <p>Media Luncheon XTO (Simpson Center) Lunch — 12:30 p.m. Art Briles — 1 p.m. Players — 1:30 p.m.</p>		<p>Interviews (3 p.m.) Highers Practice Fields</p> <p>Briles, players available to media prior to practice only</p>		<p>Interviews (3 p.m.) Highers Practice Fields</p> <p>Briles available to media prior to practice; no player availability</p>		<p>No Media Availability</p>		<p>No Media Availability Travel Day</p>		<p>Baylor at Oklahoma 2:30 p.m.</p> <p>Postgame Press Conference <i>Baylor locker room is closed</i></p> <p>Art Briles, 20 minutes after conclusion of game; players one-on-one following Briles</p>		<p>No Media Availability</p>	

BIG 12 TELECONFERENCE

Baylor head coach Art Briles participates in the Big 12 Conference’s weekly teleconference. The teleconferences are conducted each Monday from Aug. 27 until Nov. 26 from 9:50 a.m. until 11:30 a.m. CT. Briles’ scheduled time is 11 a.m. to 11:10 a.m. CT each Monday.

Media representatives wishing to participate in the teleconference should contact the league communications staff for further details. A replay of the briefing will be available after 4 p.m. CT.

MONDAY MEDIA LUNCHEONS

Head coach Art Briles and requested football student-athletes meet with the media each Monday preceding a game in the Simpson Center media room (XTO room). Lunch will be served at 12:30 p.m. followed by interviews with Coach Briles (video feed available) and requested players. **Interview requests for specific student-athletes or assistant coaches should be made to Brad Sheffield (Bradley_Sheffield@baylor.edu) by 2 p.m. Sunday preceding the media luncheon.**

PRACTICE INTERVIEWS / COVERAGE

In addition to Monday’s media luncheon, Baylor student-athletes and coaches are available for in-person or phone interviews before practice Tuesday (players and coaches) and Wednesday (coaches only). **All interview requests must be directed to the Athletic Communications Office at least 24 hours in advance.** Student-athlete’s phone numbers will not be given out. Video and still photographers may shoot the first 20 minutes of drills.

POSTGAME INTERVIEWS

Baylor’s locker room is closed to the media at home and on the road. At Floyd Casey Stadium, the Baylor locker room is located inside the northeast ramp from the field. The visiting locker room is located beneath the east stands. Baylor coach Art Briles and requested players will be available in the team meeting room approximately 20 minutes following the game. Baylor University is committed to a policy of equal access for both male and female reporters and photographers.

BAYLOR VIDEO HIGHLIGHTS FTP SITE

Baylor provides broadcast-quality video of home-game postgame highlights and Monday press conferences via FTP download at the following site: ftp://media.baylor.edu/bv_download. First-half footage is available at the start of the third quarter, second-half footage is available after the game. Monday presser footage is available at approximately 4 p.m. CT. Contact Baylor Athletic Communications for more info.

QUICK HITS

- Baylor is 12-1 when forcing 2+ turnovers during **Phil Bennett’s** tenure.
- 8 games into the season, the Baylor offense is climbing its way up the single-season record books. BU has amassed 4,652 yards of total offense (5th all-time), 3,137 passing yards (5th), 26 passing TDs (2nd) and 207 pass completions (10th), in a single-season in BU history.
- Baylor has scored 45-plus points in 9-of-last-12 games.
- Baylor’s 4,652 yards of total offense this season are the 5th most in program history.
- Baylor’s 26 passing TDs are 2nd best in single season history.
- Baylor had 0 100-yard rushers in the first 7 games this season before **Glasco Martin** and **Lache Seastrunk** both topped 100 rushing yards vs. Kansas.
- Baylor has gained 500+ yards in 7 of 8 games this year.
- WR **Terrance Williams** leads the nation with 167.5 receiving ypg and ranks 4th with 8.8 receptions per game.
- **Williams** has caught a TD in 6 of last 7 games, including multiple TD passes in 4 of those contests.
- **Williams’** 1,340 receiving yards this season are 2nd-most in program history and 323 shy of program record.
- **Williams** has 2 of the top 5 single-season receiving yards in program history (5th with 957 yards in 2011).
- With 11 receptions vs. Kansas, **Williams** set school record with his 4th double-digit receptions game of season.
- K **Aaron Jones** has made 79 consecutive PATs dating back to his last miss (Mizzou - Nov.5, 2011). School record is 97 straight by **Jarvis Van Dyke** from 1993-95.
- LBs **Ahmad Dixon** and **Bryce Hager** are tied for 3rd in the Big 12 in tackles, averaging 9.1 per game. **Eddie Lackey** is 10th in the conference with 7.8 tackles per game
- 7 different Baylor players have recorded an interception this season, including **Dixon (2)**, **Lackey**, **Demetri Goodson**, **Sam Holl**, **Darius Jones**, **K.J. Morton**, **Rodney Chadwick** and **Joe Williams**.
- WR **Lanear Sampson** has a current reception streak of 38 straight games, tied for the 2nd-longest active streak nationally, while IR **Tevin Reese** is tied for 11th with his reception streak of 31 games.
- QB **Nick Florence** ranks 9th nationally in pass efficiency with a 165.5 rating.
- 3 BU WRs rank in school’s all-time top 10 in both receptions and receiving yards – **Terrance Williams** (3rd - 176, 2nd - 2,842), **Tevin Reese** (9th - 133, 9th - 1,960) and **Lanear Sampson** (7th - 152, 10th - 1,743).
- 12 of **Reese’s** 13 career TD catches have been of 40+ yards, including all 6 in 2012.
- **Williams** and OL **Cyril Richardson** were named midseason All-Americans (**Williams** 1st team by SI.com, Phil Steele & Scout.com; **Richardson** 2nd team by CBSSports and 3rd team by Phil Steele and Scout.com)
- **Williams** is 5 TDs (25) away from tying former Baylor All-American **Kendall Wright** for Baylor’s all-time receiving TDs record (30).
- WR **Williams** has surpassed the 100-yard receiving mark in 7-of-8 games this season and has 12 career 100-yard games, 2nd-most in program history.
- **Williams** has 3 TD receptions of longer than 70 yards this season.
- **Florence** ranks 2nd nationally in points responsible for with 22.5 points per game.
- **Florence** ranks 7th in Baylor history in career passing yards (5,011 yds) and 3rd in passing TDs (33).
- After 367 yards passing vs. Kansas, **Florence** moved into 3rd on Baylor’s single-season passing yards list (3,019), 5th in completions (199), 3rd in total offense (3,298) and t-2nd in TD responsibility (30).
- **Florence** has thrown for 300+ yards in 7-of-8 games this season.
- **Florence** has completed 19 passes of 40 or more yards this season (12 for TDs) – including 8 of 50 or more.
- **Florence** is a Davey O’Brien Award semifinalist and a Campbell Trophy (“Academic Heisman”) finalist.
- RB **Lache Seastrunk** rushed for career-high 103 yards on 17 carries vs. Kansas, joining **Glasco Martin** to give the Bears multiple 100-yd rushers for 1st time since 2011 Alamo Bowl.
- **Seastrunk** also had 5 receptions for career-high 91 yards and a 13-yard kickoff return, giving him 207 all-purpose yards.
- RB **Martin** had a career-high 157 yards on 11 carries vs. the Jayhawks, becoming Baylor’s first 100-yard rusher this year. The 157 rushing yards are tied for 24th-most in a single game in school history; 8th most in a Big 12 games.

TELEVISION COVERAGE

Baylor's matchup with Oklahoma will be televised nationally on FSN, marking the 13th consecutive national telecast for the Bears. Dating back to the beginning of the 2011 season, Saturday's game will be the 20th nationally televised contest in a span of 21 games for Baylor. It will also be the seventh game this season televised on the FOX network.

OKLAHOMA SERIES HISTORY

This is the 22st meeting between Baylor and Oklahoma with Baylor picking up its first win of the series last year with a dramatic 45-38 win over the Sooners at Floyd Casey Stadium. 2011 Heisman winner **Robert Griffin III** threw for a then-school record 476 yards and found **Terrance Williams** from 34 yards out, with eight seconds left to give Baylor its first win over OU. The Sooners have dominated the series, winning all 20 meetings prior to last year's win by the Bears. In 20 wins, The Sooners' margin of victory has been less than 10 points only three times: 28-24 in 1996, 24-23 in 1997 and 37-30 in double overtime in 2005. Baylor and Oklahoma first met Oct. 26, 1901; the Sooners left Waco that day with a 17-6 victory. The teams did not play again until 1973, a 42-14 Oklahoma victory in Waco. The Bears and Sooners met again the following season in Norman with OU winning 28-11. Baylor and Oklahoma met twice more before the inception of the Big 12 in 1996, playing at Norman during the 1984 and 1989 seasons.

SERIES NOTES: This is the 12th time in the last 13 meetings that Oklahoma has been nationally ranked when playing Baylor. ... When Baylor faced top-ranked Oklahoma in 2000, it was the Bears' second game against the nation's top-ranked team in a 15-day span. Two weeks prior, Baylor played then-No. 1 Nebraska. ... Baylor held Oklahoma to 56 yards rushing in the 2003 meeting, a season low for the Sooners and the fewest yards rushing allowed by a Baylor team since 1995. In fact, Oklahoma had negative rushing yards until late in the third quarter. ... Shaun Rochon's 98-yard kickoff return for a touchdown at Oklahoma in 2005 is tied for the fourth-longest in program history. Saturday is the 12th meeting between Baylor and Kansas in football, the ninth as Big 12 Conference opponents. Baylor leads the all-time series, 7-4, with the Bears holding a perfect 5-0 mark in games played in Waco. The first meeting was a 22-0 Kansas victory at Lawrence, Kan., in 1971. The Bears won the first meeting as Big 12 foes, a 31-24 decision Oct. 10, 1998, in Waco. In their last meeting, Baylor scored with eight seconds left in the game to upset No.5 Oklahoma and tally its first win over the Sooners in program history.

A DAY OF FIRSTS

Baylor ended a four-game losing streak Nov. 3 with a home win over Kansas, 41-14. Not only was it Baylor's first win since a 47-42 victory over ULM, Baylor set many program and season firsts with the win over KU.

- The BU defense held Kansas to 96 yards passing, the first time to hold an opponent under 100 yards passing since Baylor held Colorado to 75 passing yards in a 30T road win in 2006.
- Baylor held Kansas to just 14 points; the first time to hold an opponent under 20 points this season.
- Baylor's defense allowed no passing TDs, the first such occurrence in the last 12 games (since win over Oklahoma in 2011).
- Baylor had 30:16 time of possession (29:44 for KU), the first time the Bears won the TOP in the last 11 games (since win over Texas Tech in 2011).
- Baylor shut out an opponent for an entire half (2nd half) for the first time since Sept. 17, 2011 vs. SFA.
- Baylor had a running back rush for more than 100 yards for first time all season as two Bears surpassed the 100-yard mark (**Glasco Martin** - 157 yds & **Lache Seastrunk** - 103 yds).
- **Seastrunk** had a 68-yard receiving TD vs. Kansas; the first receiving TD by a Baylor running back this season.

ROAD WARRIOR

In seven career road starts, QB **Nick Florence** has posted five of the top eight yardage totals in road games in program history. As a freshman, **Florence** threw for a then-school record 427 yards at Missouri, in 2009 to give Baylor its only Big 12 win that season. The 427 yard road performance ranks fourth in program history in passing yards on the road. In all four road games of 2012, **Florence** has put his name in the record books with stellar passing numbers away from Floyd Casey Stadium. **Florence** threw for a school record 581 yards (No. 1) and five TDs at West Virginia, while his 426 yard performance, his 352 yards at Texas and 351 yards at ULM rank third, sixth and seventh respectively.

BAYLOR PASSING RECORDS - ROAD GAMES

1.	581	Nick Florence	at West Virginia, 2012	29-of-47, 5 TD, 1 int
2.	430	Robert Griffin III	at Texas A&M, 2011	28-of-40, 3 TD, 1 int
3.	427	Nick Florence	at Missouri, 2009	32-of-43, 3 TD
4.	426	Nick Florence	at Iowa State, 2012	31-of-51, 2 TD, 1 int
5.	425	Robert Griffin III	at Okla. State, 2011	33-of-50, 1 TD, 2 int
6.	362	Tom Muecke	at TCU, 1984	28-of-55, 3 TD, 3 int
7.	352	Nick Florence	at Texas, 2012	30-of-41, 2 TD, 1 int
8.	351	Nick Florence	at ULM, 2012	26-of-39, 4 TD, 2 int

LAST MEETING

25/RV/22 **BAYLOR 45, 5/5/5 OKLAHOMA 38**
FLOYD CASEY STADIUM • WACO, TEXAS
NOV. 19, 2011 • ATTENDANCE: 40,281

With a 34-yard toss from **Robert Griffin III** to **Terrance Williams** in the back corner of the end zone with 8 seconds remaining, Baylor capped off the school's first-ever win over Oklahoma, and RG3 provided voters an unmistakable "Heisman Moment." Baylor 45, Oklahoma 38 at Floyd Casey Stadium.

We all saw it. We saw Griffin III prove once again he's the best deep-ball passer in college football, throwing four touchdown passes, even if one of them unbelievably deflected off **Tevin Reese's** hands and helmet before floating into **Kendall Wright's** hands for a game-changing 87-yard touchdown.

RG3 finished with a school-record 476 yards on 21 of 34 passing, breaking his own single-season yardage record. He also led BU with 72 rushing yards.

No run was bigger than his 22-yard scramble on second down on the final drive, when Baylor had just 51 seconds left and no timeouts. OU had three, and when the Bears looked content to try and run it and settle for overtime, the Sooners used one. Baylor knew it needed a first down. Griffin III provided those precious 22 yards.

POSTGAME NOTES

- Baylor defeated Sooners for first time in 21 series meetings; Oklahoma leads series, 20-1
- Defeated Top-5 opponent for first time since Sept. 21, 1985, when it upset No. 3 USC 20-13
- First win over Top-10 opponent since 1988 defeat of No. 10 Arkansas 29-14 in Waco
- Snapped streak of 20 straight losses to Top-5 teams
- Set single-game school record with 485 passing yards
- QB **Robert Griffin III** broke own Baylor single-game records for passing yards (479) and total offense yards (551); also broke own Baylor single-season record for passing yards
- **RG3** eclipsed 4,000-yard mark for total offense for second consecutive season

SCORE BY QUARTERS	1	2	3	4	F
OKLAHOMA	3	7	14	14	38
BAYLOR	3	14	14	14	45

SCORING SUMMARY

1st	5:34	OU	Hunnicuttt 47 field goal
	1:09	BU	Jones 34 field goal
2nd	7:14	BU	Ganaway 15 run (Jones kick)
	2:38	OU	Bell 3 run (Hunnicuttt kick)
	2:23	BU	Reese 69 pass from Griffin III, R. (Jones kick)
3rd	13:13	OU	Millard 5 run (Hunnicuttt kick)
	11:11	OU	Bell 1 run (Hunnicuttt kick)
	6:39	BU	Wright 87 pass from Griffin III (Jones kick)
	1:15	BU	Najvar 13 pass from Griffin III (Jones kick)
4th	12:49	BU	Ganaway 11 run (Jones kick)
	5:55	OU	Bell 4 run (Hunnicuttt kick)
	0:51	OU	Bell 6 run (Hunnicuttt kick)
	0:08	BU	Williams, T. 34 pass from Griffin III (Jones kick)

TEAM STATS

	OU	BU
First Downs	29	28
Rushes-Yds (Net)	36-158	38-131
Passing Yds (Net)	447	485
Passes Att-Comp-Int	51-36-1	35-22-0
Total Offense Yards-Plays	87-605	73-616
Penalties-Yards	9-90	8-55
Possession Time	34:15	25:45
Third-Down Conversions	6 of 14	3 of 13
Fourth-Down Conversions	1 of 1	3 of 3
Sacks By: Number-Yards	2-13	2-13

INDIVIDUAL STATISTICS

RUSHING: OU — Finch 17-95; Williams 3-26; Bell 5-16 4 TD; Clay 4-14; Millard 2-8 1 TD; Jones 5-(-1). Baylor — Griffin III 18-72; Ganaway 16-60 2 TD; Salubi 2-7; TEAM 1-(-2); Reese 1-(-6).

PASSING: OU — Landry 36-51-1-447 0 TD. Baylor — Griffin III 21-34-0-479 4 TD; Monk 1-1-0-6.

RECEIVING: OU — Reynolds 7-114; Stills 6-75; Hanna 4-90; Clay 4-18; Franks 3-44; Ratterree 3-26; Finch 3-16; Jackson 2-24; Miller 2-22; Millard 2-18. Baylor — Wright 8-208 1 TD; T. Williams 5-99 1 TD; Reese 4-84 1 TD; Sampson 2-63; Najvar 1-13 1 TD; Goodley 1-12;

INTERCEPTIONS: OU — None. Baylor — Morton 1-0.

FUMBLES: OU — Franks 2-2. Baylor — Griffin III 1-0.

SACKS (UA-A): OU — Alexander 1-0; Jefferson 0-1; McFarland 0-1. Baylor — Jean-Baptiste 2-0.

TACKLES (UA-A): OU — Wort 4-5; Nelson 2-7; Harris 5-1; Lewis 4-2; Colvin 4-2; Hurst 4-1; Alexander 3-2. Baylor — Holl 9-7; Hicks 8-4; Coffey 4-8; Dixon 6-2; Morton 5-1; Chadwick 2-4.



ART BRILES

HEAD COACH, FIFTH SEASON

THE BRILES FILE

PERSONAL

Born: Dec. 3, 1955
Family: wife Jan, daughters Jancy and Staley, son Kendal, grandchildren Jaytn and Kinley

EDUCATION

High School: Rule (Texas) High School
College: Texas Tech, 1979 (B.A.); Abilene Christian, 1984 (M.E.)

PLAYING EXPERIENCE

Rule (Texas) High School, All-State Quarterback
 University of Houston, Wide Receiver

COACHING EXPERIENCE

Career High School Record: 172-42-4 (.798)
1979 Sundown (Texas) H.S., assistant coach
1980-83 Sweetwater (Texas) H.S., assistant coach
1984-85 Hamlin (Texas) H.S., head coach/athletic director
1986-87 Georgetown (Texas) H.S., head coach/athletic director
1988-99 Stephenville (Texas) H.S., head coach/athletic director
2000-02 Texas Tech, running backs
2003-07 Houston, head coach
2008- Baylor, head coach

THE BRILES WORKSHEET

YEAR	SCHOOL	OVERALL RECORD	CONFERENCE RECORD, FINISH
2003	Houston	7-6	4-4, t4th (C-USA)
2004	Houston	3-8	3-5, t6th (C-USA)
2005	Houston	6-6	4-4, 3rd (C-USA)
2006	Houston	10-4	7-1, 1st (C-USA)
2007	Houston	8-4	6-2, t2nd (C-USA)
2008	Baylor	4-8	2-6, t5th (Big 12 South)
2009	Baylor	4-8	1-7, 8th (Big 12 South)
2010	Baylor	7-6	4-4, 4th (Big 12 South)
2011	Baylor	10-3	6-3, t3rd (Big 12)
2012	Baylor	4-4	1-4
TOTALS	10th season	63-57	39-40
	UH 5 seasons	34-28	24-16
	BU 5th season	29-29	14-24

BRILES VS. ALL OPPONENTS

OPPONENT	UH	BU	TOT	OPPONENT	UH	BU	TOT
Alabama	0-1	0-0	0-1	Oklahoma State	1-0	0-4	1-4
Army	2-0	0-0	2-0	Oregon	0-2	0-0	0-2
Buffalo	0-0	1-0	1-0	Rice	4-1	2-0	6-1
Colorado	0-0	1-0	1-0	Sam Houston St.	1-0	2-0	3-0
Colorado State	1-0	0-0	1-0	South Carolina	0-1	0-0	0-1
Connecticut	0-0	0-2	0-2	SMU	2-1	1-0	3-1
East Carolina	2-1	0-0	2-1	Southern Miss	2-3	0-0	2-3
Grambling State	1-0	0-0	1-0	Stephen F. Austin	0-0	1-0	1-0
Hawai'i	0-1	0-0	0-1	TCU	0-2	1-2	1-4
Illinois	0-0	0-1	0-1	Texas	0-0	2-3	2-3
Iowa State	0-0	2-2	2-2	Texas A&M	0-0	1-3	1-3
Kansas	0-1	3-0	3-1	Texas Southern	1-0	0-0	1-0
Kansas State	0-0	1-1	1-1	Texas Tech	0-0	1-3	1-3
Kent State	0-0	1-0	1-0	Tulane	5-0	0-0	5-0
La.-Lafayette	1-1	0-0	1-1	Tulsa	2-1	0-0	2-1
La.-Monroe	0-0	1-0	1-0	UAB	2-1	0-0	2-1
Louisville	0-2	0-0	0-2	UCF	1-1	0-0	1-1
Marshall	1-0	0-0	1-0	UTEP	2-1	0-0	2-1
Memphis	1-3	0-0	1-3	Wake Forest	0-0	1-1	1-1
Miami (Fla.)	0-2	0-0	0-2	Washington	0-0	1-0	1-0
Michigan	0-1	0-0	0-1	Washington State	0-0	1-0	1-0
Mississippi State	2-0	0-0	2-0	West Virginia	0-0	0-1	0-1
Missouri	0-0	2-1	2-1	UH TOTAL	34-28		
Nebraska	0-0	0-2	0-2	BU TOTAL		29-29	
Northwestern St.	0-0	2-0	2-0	CAREER TOTAL			63-57
Oklahoma	0-1	1-3	1-4				

BAYLOR PROFICIENT THROWING DEEP

Baylor's powerful passing attack thrives on throwing deep balls, evidenced by the fact that the 26 touchdown passes thrown in eight games have averaged 36.9 yards (including seven of 50 yards or longer). Receiver **Tevin Reese** has averaged 48.8 yards on six TDs from **Nick Florence** this season and **Terrance Williams** has three TDs of longer than 70 yards in 2012. **Florence** has completed 19 total passes of 40 or more yards this season (12 for TDs) — including eight of 50 or more.

FLORENCE, WILLIAMS CLIMBING WAY UP SEASON-SINGLE CHARTS

Eight games into the 2012 season, QB **Nick Florence** and WR **Terrance Williams** are slowly climbing their way up the Baylor single-season record books. The senior duo is teaming up to have the best passing attack in school history as the Bears are on pass to shatter the single-season record for passing yards per game, 392.1 ypg, nearly 40 yards better than the previous best (356.2 - 2011).

NICK FLORENCE

Yards Per Play: 1st - 8.795
Passing Touchdowns: 2nd - 25
TD Responsibility: 2nd - 30
Total Offense: 3rd - 3,298
Passing Yards: 3rd - 3,019
Completion Percentage: 3rd - .642
Completions: 6th - 199

TERRANCE WILLIAMS

Receiving Yards: 2nd - 1,340
Receiving Touchdowns: 4th - 10
Completion Percentage: 3rd - .642
All-Purpose: 4th - 1,348
Completions: 6th - 199

DEEP RECEIVING CORPS LEADS OFFENSIVE ATTACK

Baylor's nation's-best passing attack (392.1 ypg) is powered by a deep, talented corps of receivers led by senior All-America and Biletnikoff and Maxwell Award candidate **Terrance Williams**. Williams is the national receiving leader with 167.5 yards-per-game and headlines a trio of receivers with more than 1,700 career receiving yards that includes senior **Lanear Sampson** (39 catches for 484 yards) and junior and fellow Biletnikoff Award candidate **Tevin Reese** (85.2 ypg). Sampson boasts a 38-game reception streak (Reese owns a 31-game streak). The Baylor receiving corps was rated fifth nationally by Athlon Sports, sixth by ESPN.com and eighth by Phil Steele in the preseason.

BAYLOR RECEIVERS ON PROGRAM CHARTS

RECEIVER	REC.	BU RANK	YARDS	BU RANK
Terrance Williams (Sr.)	176	3rd	2,842	2nd
Lanear Sampson (Sr.)	152	7th	1,743	10th
Tevin Reese (Jr.)	133	9th	1,960	9th

BALL SECURITY KEY TO WINS & LOSSES

A prominent barometer during Baylor's wins and losses thus far this season appears to be turnover margin. In its four wins, Baylor forced 12 takeaways and lost just four turnovers (all interceptions); a plus-2.0 per-game margin. Conversely, during losses in the last four games, the Bears have forced two turnovers and have committed 13 turnovers (negative-2.75 per-game margin).

2012 TURNOVERS/TAKEAWAYS

4 WINS: 12 takeaways (8 INT/4 FR), 4 turnovers (4 INT/0 FL); +8 (+2.0/gm) margin
4 LOSSES: 2 takeaways (1 INT/1 FR), 13 turnovers (7 INT/6 FL); -11 (-2.75/gm) margin

FLORENCE + THE MACHINE

Baylor's powerful record-setting offense currently leads the nation in passing offense (392.1 ypg), and total offense (581.5 ypg) and sixth in scoring (43.75 ppg). Individually, **Nick Florence** leads the nation in total offense (412.3 ypg) and in passing yards (377.4 ypg) and sits ninth in passing efficiency (165.5). WR **Terrance Williams** leads the nation with 167.5 receiving yards per game. Baylor has scored 45+ points in nine of its last 12 games, including four games with 59+ points. Comparatively, in 2011, BU quarterbacks posted a nation-leading 191.2 pass efficiency rating and the nation's second best total offense at 587.1 yards per game, while averaging a fourth-ranked 45.3 points per game.

SURE-TACKLING LINEBACKERS

Baylor's top three tacklers are all linebackers; LB **Bryce Hager**, NB **Ahmad Dixon**, and LB **Eddie Lackey**. **Hager** and **Dixon** are both tied for third in the Big 12 with 9.1 tackles per game. **Dixon's** 46 solo tackles leads the Bears. **Lackey** also ranks in the top 10 in the conference (10th) with 7.8 tackles per game.

BAYLOR'S QUICK-STRIKE OFFENSE PRODUCES INSTANT TDs

Baylor's dangerously quick offense has scored six touchdowns this season on one-play scoring drives and totaled 12 TD drives of three plays or fewer. The BU offense, which ranks sixth nationally in scoring at 43.75 points-per-game, has averaged 1:50 on the season on all scoring drives. More impressive is the fact that 15 drives resulting in touchdowns have taken one minute or less and Baylor has accumulated 26 TD drives of two minutes or less.

REPLACING A HEISMAN TROPHY WINNER

Baylor quarterback **Nick Florence** has proven all who doubted his ability to replace legendary Heisman Trophy-winner **Robert Griffin III** wrong by engineering Baylor's prolific offense as impressively as his former teammate. **Florence**, a 2012 Davey O'Brien semifinalist, has thrown for more than 300 yards in seven-of-eight games this season and leads the nation in total offense with a 412.3 yards-per-game average. In the first Big 12 game of 2012, **Florence** set Baylor's single-game passing record with 581 passing yards and a career-high five TD passes vs. West Virginia. **Florence** ranks ninth nationally in passing efficiency (165.5) and his 377 passing ypg is tops in the nation. **Florence** is no stranger to replacing **Griffin III**, starting seven games in 2009 when **Griffin** was injured and then replacing an injured RG3 in the second half against Texas Tech last season to lead Baylor to a 66-42 win.

HOME SWEET HOME

Two of Baylor's four remaining games will be played in the friendly confines of Floyd Casey Stadium, not including a neutral site game against Texas Tech at Cowboys Stadium. Baylor has won 10 of its last 11 games at home, averaging nearly 564 yards of total offense at The Case this season. The Bears are coming off a six-week stretch in which it played one home game and four road contests, going 1-4 during that span.

FLORENCE NAMED O'BRIEN SEMIFINALIST

Senior quarterback **Nick Florence** has been selected as one of 16 semifinalists for the 2012 Davey O'Brien National Quarterback Award. The Davey O'Brien Award is presented annually to the nation's best college quarterback and is the oldest and most prestigious national quarterback award. **Florence's** former teammate **Robert Griffin III** was named a semifinalist in 2010 and 2011, and RG3 went on to win the 2011 Davey O'Brien Award. Semifinalists were chosen by the O'Brien National Selection Committee, with the fan vote accounting for 5 percent of the total vote. The committee was asked to consider quarterback skills, academics, character, leadership and sportsmanship. **Florence** finished second in the fan vote, garnering 11 percent of all votes with 9,179. Three finalists for the award will be announced on Nov. 19, and the winner will be announced on The Home Depot College Football Awards airing Dec. 6, on ESPN.

PREP ALL-AMERICANS DOT BAYLOR'S ROSTER

Baylor's 2012 roster boasts five former high school All-Americans. Senior receiver **Darryl Stonum** (a transfer from Michigan) was a 2007 Under Armour All-American rated the No. 41 overall recruit nationally by Rivals.com. Junior linebacker **Prince Kent** was a 2009 Under Armour All-American and rated 52nd on the 2008 ESPNU Top 150. Junior nickelback **Ahmad Dixon** was a 2010 Under Armour and U.S. Army All-American and rated 15th overall nationally in the 2009 ESPN Top 150. Sophomore running back **Lache Seastrunk** was a 2010 U.S. Army All-American and *USA Today* All-USA honoree and rated No. 2 overall by *MaxPreps.com* and No. 4 overall by *Sporting News*. True freshman defensive lineman **Javonte Magee** was a 2011 *SuperPrep* All-American and U.S. Army All-American and rated 18th overall nationally by *247Sports.com* (No. 65 by *Rivals.com* and No. 69 by *Athlon*).

BAYLOR'S O-LINE NFL PIPELINE

Baylor has established a pipeline of sending offensive linemen to the NFL over the past several years under O-line coach **Randy Clements**. The Bears have had five linemen drafted in the last four years (included two first-rounders), and Baylor is one of just three schools in the nation (with Iowa and Wisconsin) that has had an offensive lineman drafted in each of the last four NFL Drafts – in fact, Baylor and Wisconsin are the only two schools to have an OL drafted among top four rounds of each of last four drafts.

BAYLOR O-LINEMEN IN NFL DRAFT, 2009-2012

- 2009, T Jason Smith – 1st Rnd (#2), StL
- 2010, C JD Walton – 3rd Rnd, Den
- 2011, T Danny Watkins – 1st Rnd (#23), Phil
- 2012, C Philip Blake – 4th Rnd, Den
- 2012, G Robert T. Griffin – 6th Rnd, NYJ

RECORD BREAKDOWN

Current Streak	Won 1
Current Home Streak	Won 1
Current Away Streak	Lost 3
Last Win	41-14 vs. Kansas (10/3/12)
Last Away Win	47-42 at ULM (9/21/12)
Last Loss	35-21 at Iowa State (10/27/12)
Last Away Loss	35-21 at Iowa State (10/27/12)

	2012	BRILES ERA
Home	3-1	20-10
Away	1-3	7-15
Neutral	0-0	2-3
Natural Grass	0-1	1-10
Artificial Turf	4-3	28-19
Day Games	1-1	8-19
Night Games	3-3	21-10
Televised Games	4-4	21-24
vs. Ranked Opponents	0-3	4-17
August	0-0	0-1
September	3-1	13-4
October	0-3	7-14
November	1-0	7-9
December	0-0	2-1
Leading at Halftime	3-0	22-5
Trailing at Halftime	1-3	7-22
Tied at Halftime	0-1	0-2
Scoring First	3-3	17-11
Opponent Scoring First	1-1	12-18
Score < 20 Points	0-0	0-12
Score 20+ Points	4-4	27-17
Score 30+ Points	4-2	26-5
Score 40+ Points	4-2	18-2
Opponent Scores < 20 Points	1-0	11-0
Opponent Scores 20+ Points	3-4	17-29
Opponent Scores 30+ Points	1-4	9-26
Opponent Scores 40+ Points	1-3	4-14
Gain < 20 First Downs	0-0	2-15
Gain 20+ First Downs	3-4	26-14
Opponent Gains < 20 First Downs	0-0	10-1
Opponent Gains 20+ First Downs	3-4	18-28
More Rushing Yards Than Opponent	2-1	21-8
Fewer Rushing Yards Than Opponent	1-3	7-21
Rush For < 100 Yards	0-0	1-12
Rush For 100+ Yards	3-4	27-17
Opponent Rushes For < 100 Yards	0-0	10-1
Opponent Rushes For 100+ Yards	3-4	18-28
More Passing Yards Than Opponent	3-3	19-12
Fewer Passing Yards Than Opponent	0-1	9-17
Pass For < 200 Yards	0-0	2-9
Pass For 200+ Yards	3-4	26-20
Opponent Passes For < 200 Yards	0-0	10-6
Opponent Passes For 200+ Yards	3-4	18-23
More Total Yards Than Opponent	3-1	24-6
Fewer Total Yards Than Opponent	1-3	5-23
Gain < 300 Total Yards	0-0	0-11
Gain 300+ Total Yards	4-4	29-18
Opponent Gains < 300 Total Yards	0-0	8-1
Opponent Gains 300+ Total Yards	4-4	21-28
Commit No Turnovers	1-0	8-6
Commit < 3 Turnovers	3-2	25-17
Commit 3+ Turnovers	0-2	2-12
Force < 3 Turnovers	0-4	15-28
Force 3+ Turnovers	3-0	13-1
Commit < 6 Penalties	0-2	4-6
Commit 6+ Penalties	4-2	25-23
3rd Down % < 25	1-0	3-8
3rd Down % 25-49	2-1	13-13
3rd Down % 50+	1-3	13-8
Opponent 3rd Down % < 25	1-0	2-0
Opponent 3rd Down % 25-49	1-0	17-10
Opponent 3rd Down % 50+	2-4	10-19
Trail Time of Possession	3-4	19-24
Lead Time of Possession	1-0	10-5

2012 HONORS

SPENCER DRANGO

Midseason All-Big 12, 3rd team (*Phil Steele*)

NICK FLORENCE

Midseason All-Big 12, 3rd team (*Phil Steele*)

Davey O'Brien Semifinalist

Campbell Trophy Finalist

NFF National Scholar-Athlete

BRYCE HAGER

Midseason All-Big 12, 3rd team (*Phil Steele*)

TEVIN REESE

Midseason All-Big 12, 2nd team (*Phil Steele*)

CYRIL RICHARDSON

Midseason All-American, 2nd team (*CBSSports.com*)

Midseason All-American, 3rd team (*Phil Steele*)

Midseason All-American, 3rd team (*Scout/CFN*)

Midseason All-Big 12, 1st team (*Phil Steele*)

TERRANCE WILLIAMS

Midseason All-American, 1st team (*SI.com*)

Midseason All-American, 1st team (*Phil Steele*)

Midseason All-American, 1st team (*Scout/CFN*)

Midseason All-American, 2nd team (*CBSSports.com*)

Midseason All-Big 12, 1st team (*Phil Steele*)

MIDSEASON RECOGNITION

Six Baylor players have hauled in several midseason awards through the season's first seven games.

SPENCER DRANGO

Midseason All-Big 12, 3rd team (*Phil Steele*)

NICK FLORENCE

Midseason All-Big 12, 3rd team (*Phil Steele*)

BRYCE HAGER

Midseason All-Big 12, 3rd team (*Phil Steele*)

TEVIN REESE

Midseason All-Big 12, 2nd team (*Phil Steele*)

CYRIL RICHARDSON

Midseason All-American, 2nd team (*CBSSports*)

Midseason All-American, 3rd team (*Phil Steele*)

Midseason All-American, 3rd team (*Scout/CFN*)

Midseason All-Big 12, 1st team (*Phil Steele*)

TERRANCE WILLIAMS

Midseason All-American, 1st team (*SI.com*)

Midseason All-American, 1st team (*Phil Steele*)

Midseason All-American, 1st team (*Scout/CFN*)

Midseason All-American, 2nd team (*CBSSports*)

Midseason All-Big 12, 1st team (*Phil Steele*)

2012 HONORS CANDIDATES

Baylor preseason award hopefuls include All-America candidate: senior WR **Terrance Williams**; and All-Big 12 candidates: junior NB **Ahmad Dixon**, junior PK **Aaron Jones**, junior DE **Terrance Lloyd**, senior DE **Gary Mason Jr.**, junior TE **Jordan Najvar**, junior WR **Tevin Reese**, junior OL **Cyril Richardson** and senior OL **Ivory Wade**.

BAYLOR ON 2012 WATCH LISTS

Nick Florence - Unitas Golden Arm Award

Jordan Najvar - Mackey Award

Tevin Reese - Biletnikoff Award

Cyril Richardson - Rotary Lombardi Award, Outland Trophy

Jarred Salubi - Doak Walker Award

Terrance Williams - Maxwell Award, Biletnikoff Award

BAYLOR'S 2012 HOME-AWAY SPLITS

	HOME (3-1)	AWAY (1-3)
POINTS PER GAME	42.3	45.3
OPPONENT POINTS PER GAME	27.5	50.8
RUSHING YARDS PER GAME	214.3	164.5
OPPONENT RUSHING YARDS PER GAME	191.3	210.0
PASSING YARDS PER GAME	349.5	434.8
OPPONENT PASSING YARDS PER GAME	251.0	402.3
PASSING (COMP-ATT-INT-TD)	89-141-6-13	107-160-5-13
OPPONENT PASSING (COMP-ATT-INT-TD)	79-132-5-8	128-178-2-16
TOTAL OFFENSE PER GAME	563.8	599.3
OPPONENT TOTAL OFFENSE PER GAME	442.3	612.3
3RD-DOWN CONVERSIONS	11-42 (26%)	29-58 (50%)
OPPONENT 3RD-DOWN CONVERSIONS	34-68 (50%)	46-69 (67%)
4TH-DOWN CONVERSIONS	7-8 (86%)	8-11 (73%)
OPPONENT 4TH-DOWN CONVERSIONS	1-8 (13%)	2-6 (33%)
SACKS BY-YARDS	7-51	3-18
OPPONENT SACKS BY-YARDS	7-36	6-28
RED-ZONE SCORES	10-12 (83%)	19-22 (86%)
RED-ZONE TOUCHDOWNS	8-11 (73%)	18-21 (86%)

SCORE BY QUARTERS	1ST	2ND	3RD	4TH	OT	TOTAL
BAYLOR-HOME	41	24	63	45	—	169
OPPONENTS-HOME	17	34	21	38	—	110
BAYLOR-AWAY	42	62	29	48	—	178
OPPONENTS-AWAY	49	70	42	42	—	203

BU AMONG NATION'S TOP NFL-TALENT PRODUCING SCHOOLS

For the second straight year, Baylor had two players selected in the first round of the NFL Draft, making it one of only two schools (Alabama). The Bears have had five NFL first-rounders in the last four seasons, a figure bested only by Alabama (11) and USC (6) and matching BU's total number of first-rounders from 1966 to 2008. Baylor's five total draftees in 2012 is the highest of any Texas school, and ranked second to Oklahoma among Big 12 schools.

BAYLOR 2012 NFL DRAFTEES

Round 1 (#2) – Robert Griffin III, QB, Washington

Round 1 (#20) – Kendall Wright, WR, Tennessee

Round 4 (#108) – Philip Blake, C, Denver

Round 6 (#202) – Terrance Ganaway, RB, NY Jets

Round 6 (#203) – Robert T. Griffin, OL, NY Jets

ANOTHER TOUGH SCHEDULE IN 2012

Coming off a 2011 season in which Baylor finished 10-3 vs. a schedule ranked tied for ninth nationally in the NCAA's "Toughest Schedule" listing, the Bears 2012 slate is equally as difficult. This year's schedule is highlighted by eight games vs. 2011 bowl teams: Iowa St., Kansas St., Oklahoma, Oklahoma St., SMU, TCU, Texas and West Virginia (six of those eight were bowl winners); as well as the FCS runner-up (Sam Houston St.). Additionally, Baylor will face three conference champions during the 2012 season in Oklahoma St. (2011 Big 12 champs), West Virginia (2011 Big East champs) and TCU (2011 MWC champs).

A TRADITION OF EXCELLENCE OFF THE FIELD

- The combined GPA of all 500+ Baylor student-athletes during the 2011-12 academic year was over a 3.21.
- A school-record 630 Baylor student-athletes earned 2011-12 Big 12 Commissioner's Honor Roll status, while a school-record 129 received 2011-12 Academic All-Big 12 recognition in their respective sport.

A TRADITION OF EXCELLENCE ON THE FIELD

- In the Big 12's 16-year history, Baylor has won a combined 45 regular-season and tournament conference championships in eight sports; 16 more than it won in 81 years of Southwest Conference membership. Baylor's 45 all-time Big 12 titles ranks fifth overall (and No. 3 among the current 10-school league line-up behind Texas and Oklahoma).
- Over the last nine academic years (2003-04 thru 2011-12), Baylor has won a combined 36 Big 12 regular-season and tournament championships in six sports.
- In that same span, Baylor has won three NCAA team championships (2004 men's tennis and 2005 and 2012 women's basketball) and 13 NCAA individual titles, while registering eight of its 11 highest finishes in the Learfield Directors' Cup all-sports standings.
- All 19 of Baylor's sports teams have made at least one postseason appearance over the last eight years with men's basketball reaching the 2009-10 and 2011-12 Elite 8; women's basketball advancing to three Final Fours (2004-05 and 2011-12 national champions and 2009-10), baseball making the 2005 College World Series, softball advancing to the 2007 and 2011 (fourth-place) Women's College World Series, men's tennis advancing to nine consecutive Elite 8's (including the 2004 NCAA team championship, which started a run of four straight Final Fours) and women's tennis' five Elite 8's which includes a pair of Final Four appearances in 2008 and 2011.
- Prominent Baylor athletes include Olympic gold medalists **Michael Johnson** and **Jeremy Wariner**; **Mike Singletary**, NFL Hall of Famer; **Ted Lyons**, MLB Hall of Famer; 2007 NBA Finals participants **David Wesley** and **Melvin Hunt**; 2007 NFL Super Bowl XLI participants **Fred Miller** and **Justin Snow**; Current MLB players include **David Murphy** and **Kelly Shoppach**.
- Baylor has produced some top NFL prospects in recent years. **Robert Griffin III** (Washington Redskins) and **Kendall Wright** (Tennessee Titans) were selected in the first round of the 2012 NFL Draft, while **Jason Smith** (St. Louis Rams, 2009), **Phil Taylor** (Cleveland Browns, 2011) and **Danny Watkins** (Philadelphia Eagles, 2011) were also first-round selections under Briles.

BAYLOR FOOTBALL ON THE RADIO

- Baylor football is aired live via the Baylor-IMG College Radio Network on ESPN Central Texas and flagship station 1660 AM ESPN Radio (KRZI) in Waco and worldwide on Sirius XM Radio. All games are broadcast by the "Voice of the Bears" **John Morris** and former Baylor standouts **J.J. Joe** (analyst) and **Ricky Thompson** (sideline reporter). Morris is in his 26th year in the Baylor broadcast booth, while Thompson and Joe are in their 13th and 9th years, respectively.
- The radio call from all of Baylor's games can be heard free of charge live on the Internet at BaylorBears.com.
- In addition to the flagship radio station, 2012 Baylor football games will also air in Abilene (KSLI 1280 AM), Amarillo (KSRK 107.9), Austin (KWNX 1260 AM), Burleson (KCLE 1460 AM), Cameron (KTAE 1330 AM), Dallas-Fort Worth (KSKY 660 AM), Houston (KNTH 1070 AM), Lubbock (KFYO 790 AM / KKAM 1340 AM), Lufkin (KYBI 100.1 FM), San Antonio (KSLR 630 AM) and Tyler (KPXI 100.7 FM).

2012 PRESEASON HONORS

AHMAD DIXON

All-Big 12, 2nd team (*Sports Illustrated*)

All-Big 12, 2nd team (*Athlon*)

All-Big 12, 2nd team (*Phil Steele*)

All-Texas, 1st team (*Dave Campbell's Texas Football*)

NICK FLORENCE

Unitas Golden Arm Award watch list

SAM HOLL

All-Big 12, 1st team (*Blue Ribbon Yearbook*)

AARON JONES

All-Big 12, 3rd team (*Athlon*)

K.J. MORTON

All-Big 12, 4th team (*Phil Steele*)

JORDAN NAJVAR

Mackey Award watch list

All-Big 12, 1st team (Big 12 media)

All-Big 12, 1st team (*Sports Illustrated*)

All-Big 12, 1st team (*Blue Ribbon Yearbook*)

All-Big 12, 1st team (*Phil Steele*)

All-Big 12, 1st team (*CBSsports.com*)

LEVI NORWOOD

All-Big 12, 3rd team PR (*Phil Steele*)

TEVIN REESE

Biletnikoff Award watch list

All-Big 12, 2nd team (*Lindy's*)

All-Big 12, 3rd team (*Athlon*)

All-Big 12, 4th team (*Phil Steele*)

CYRIL RICHARDSON

Rotary Lombardi Award watch list

Outland Trophy watch list

All-Big 12, 1st team (Big 12 media)

All-Big 12, 1st team (*Sports Illustrated*)

All-Big 12, 1st team (*Athlon*)

All-Big 12, 1st team (*Blue Ribbon Yearbook*)

All-Big 12, 1st team (*Phil Steele*)

All-Big 12, 1st team (*USA TODAY*)

All-Big 12, 2nd team (*Lindy's*)

JARRED SALUBI

Doak Walker Award watch list

LACHE SEASTRUNK

All-Big 12, 4th team (*Phil Steele*)

IVORY WADE

All-Big 12, 3rd team (*Athlon*)

All-Big 12, 3rd team (*Phil Steele*)

"Best Offensive Lineman" in Texas

(*Dave Campbell's Texas Football*)

All-Texas, 1st team (*Dave Campbell's Texas Football*)

TERRANCE WILLIAMS

Maxwell Award watch list

Biletnikoff Award watch list

Senior Bowl watch list

All-America, 4th team (*Phil Steele*)

All-Big 12, 1st team (*Lindy's*)

All-Big 12, 1st team (*Blue Ribbon Yearbook*)

All-Big 12, 2nd team (*Athlon*)

All-Big 12, 2nd team (*Phil Steele*)

All-Texas, 2nd team (*Dave Campbell's Texas Football*)

No. 10 WR nationally (*Lindy's*)

DEPTH CHART

OFFENSE

WR	2	TERRANCE WILLIAMS (6-2, 205, SR.)
	5	Antwan Goodley (5-10, 220, So.)
IR	16	TEVIN REESE (5-10, 165, SR.)
	7	Darryl Stonum (6-2, 195, Sr.)
RT	75	TROY BAKER (6-6, 300, SO.)
	19	Pat Colbert (6-5, 275, RFr.)
RG	71	CAMERON KAUFHOLD (6-4, 310, SR.)
	70	Jake Jackson (6-3, 305, Sr.)
C	78	IVORY WADE (6-4, 310, SR.)
	54	Stephan Huber (6-4, 295, Jr.)
LG	68	CYRIL RICHARDSON (6-5, 335, JR.)
	67	Desmine Hilliard (6-4, 320, RFr.)
LT	58	SPENCER DRANGO (6-6, 310, RFR.)
	77	Kelvin Palmer (6-4, 290, Jr.)
TE	18	JORDAN NAJVAR (6-6, 260, JR.)
	45	Matt Ritchey (6-3, 240, So.)
IR	42	LEVI NORWOOD (6-1, 190, SO.)
	23	Clay Fuller (6-1, 210, So.)
WR	3	LANEAR SAMPSON (5-11, 205, SR.)
	7	Darryl Stonum (6-2, 195, Sr.)
QB	11	NICK FLORENCE (6-1, 205, SR.)
	14	Bryce Petty (6-3, 235, So.)
RB	21	JARRED SALUBI (5-9, 210, SR.)
	25	Lache Seastrunk (5-10, 205, So.)
UB	8	GLASCO MARTIN (6-1, 220, JR.)

DEFENSE

RE	31	CHRIS MCALLISTER (6-2, 255, JR.)
	90	Javonte Magee (6-4, 260, Fr.)
NG	76	NICK JOHNSON (6-2, 295, SR.)
	95	Beau Blackshear (6-4, 290, RFr.)
DT	10	GARY MASON JR. (6-4, 265, SR.)
	98	Trevor Clemons-Valdez (6-3, 285, RFr.)
LE	11	TERRANCE LLOYD (6-3, 235, JR.)
	92	Jamal Palmer (6-2, 235, Fr.)
WLB	5	EDDIE LACKEY (6-0, 220, JR.)
	15	Brody Trahan (5-11, 250, Jr.)
MLB	26	RODNEY CHADWICK (6-1, 240, SR.)
	44	Bryce Hager (6-1, 235, So.)
NB	6	AHMAD DIXON (6-0, 210, JR.)
	1	Prince Kent (6-3, 220, Jr.)
CB	9	CHANCE CASEY (5-11, 185, SR.)
	7	Darius Jones (5-11, 190, Jr.)
DS	25	SAM HOLL (6-1, 200, JR.)
	35	Jemarcus Johnson (6-1, 175, RFr.)
CS	17	MIKE HICKS (5-11, 200, SR.)
	13	Terrell Burt (5-8, 170, Fr.) OR
	21	Josh Wilson (6-0, 195, Sr.)
CB	22	JOE WILLIAMS (5-9, 190, JR.)
	4	Tuswani Copeland (5-10, 170, So.) OR
	18	Xavien Howard (6-0, 180, Fr.)

SPECIAL TEAMS

PK	43	AARON JONES (6-3, 190, JR.)
P	36	SPENCER ROTH (6-4, 225, SO.)
KR	5	ANTWAN GOODLEY (5-10, 220, SO.)
	7	DARIUS JONES (5-11, 190, JR.)
	7	Darryl Stonum (6-2, 195, Sr.)
PR	42	LEVI NORWOOD (6-1, 190, SO.)
	7	Darryl Stonum (6-2, 195, Sr.)
LS	65	ZACH NORTHERN (6-1, 280, JR.)
	34	Marcus Santa Cruz (6-2, 240, Sr.)
H	15	BRODY TRAHAN (5-11, 220, JR.)
	23	Clay Fuller (6-1, 210, So.)

CAREER STARTS

41	Ivory Wade
39	Lanear Sampson
33	Cameron Kaufhold
29	Terrance Williams
28	Chance Casey
25	Terrance Lloyd
24	Cyril Richardson
23	Gary Mason Jr.
21	Ahmad Dixon
18	Sam Holl, Tevin Reese
17	K.J. Morton, Mike Hicks
15	Nick Florence
14	Joe Williams
13	Rodney Chadwick
10	Chris McAllister, Jordan Najvar, Jarred Salubi
9	Nick Johnson
8	Troy Baker, Spencer Drango, Eddie Lackey
6	Bryce Hager
5	Kaeron Johnson, Levi Norwood, Tyler Stephenson
4	Trevor Clemons-Valdez, Antwan Goodley
3	Demetri Goodson, Jake Jackson, Jerod Monk, Brody Trahan
2	Lache Seastrunk, Josh Wilson
1	Glasco Martin

CONSECUTIVE STARTS

41	Ivory Wade
21	Ahmad Dixon, Terrance Lloyd
15	Terrance Williams
13	Sam Holl
8	Troy Baker, Spencer Drango, Nick Florence, Eddie Lackey, Chris McAllister
7	Cameron Kaufhold, Tevin Reese, Lanear Sampson

CAREER GAMES PLAYED

45	Cameron Kaufhold, Jarred Salubi, Lanear Sampson, Terrance Williams
44	Ivory Wade
43	Gary Mason, Jr.
41	Rodney Chadwick
40	Mike Hicks, Jerod Monk
38	Chance Casey
37	Kaeron Johnson
36	Jake Jackson
34	Aaron Jones, Chris McAllister, Tevin Reese, Brody Trahan
33	Cyril Richardson
32	Ahmad Dixon, Sam Holl, Prince Kent
30	Darius Jones, Zach Northern
27	Terrance Lloyd
26	Nick Florence
25	Kelvin Palmer
22	Glasco Martin
21	Bryce Hager, Jordan Najvar, Levi Norwood, Joe Williams,
20	Clay Fuller, Cordarius Golston, Matt Ritchey, Josh Wilson, Erik Wolfe
19	Antwan Goodley, Nick Johnson, Spencer Roth
18	K.J. Morton, Marcus Santa Cruz
16	Collin Brence, Stefan Huber
14	Tyler Stephenson
12	Michael Valdez
10	Troy Baker
9	Bryce Petty
8	Beau Blackshear, Terrell Burt, Rhett Butler, Trevor Clemons-Valdez, Pat Colbert, Spencer Drango, Demetri Goodson, Desmine Hilliard, Eddie Lackey, Suleiman Masumbuko, Jeramie Roberts, Lache Seastrunk, Darryl Stonum
7	Tuswani Copeland, Javonte Magee
5	Alex Bonilla, Tim Smith
4	Devante Davis, Kevin Park, Anthony Webb
3	Jemarcus Johnson, Jamal Palmer, Chris Winkler
2	Josh Benenoch, Jay Lee, Collin Simpson
1	B.J. Allen, Charles Kelly, Kevin Mitchell, Terrance Nathan, Kolton Lye

PRONUNCIATION GUIDE

TRE'VON Armstead	TRAY-vohn	Cameron KAUFHOLD	COUGH-old
TERRRELL Burt	tuh-RELL	SULEIMAN MASUMBUKO	SUE-luh-muhn mah-soom-BOO-koh
TUSWANI Copeland	too-SWAH-nee	LAQUAN MCGOWAN	luh-KWAHN mic-GOW-uhn
DEVANTE Davis	dih-VAHN-tay	Jordan NAJVAR	NYE-vuhr (like "diver")
AIAVION Edwards	AY-vee-ahn	Jason OSEI	OH-say
CORDARIUS Golston	kohr-DARE-ee-us	Jarred SALUBI	suh-LOOB-ee
DEMETRI Goodson	duh-MEE-tree	LACHE Seastrunk	"lake"
DESMINE Hilliard	DEZ-mihn	CYRIL Richardson	SEER-ull
Sam HOLL	HALL	LANEAR Sampson	luh-NEER
XAVIEN Howard	ex-AY-vee-un	Brody TRAHAN	TRAW-hawn
STEFAN HUBER	stuh-FAWN HUE-buhr	ZORRELL EZELL	zuh-RELL EE-zell
KAERON Johnson	KAY-ron		
Eddie LACKEY	LAAK-ee		

SINGLE-SEASON RECORDS CHARTS – BAYLOR

PASSING – INDIVIDUAL

YARDS					
PLAYER	SEASON	ATT	CMP	PCT	YDS
1. Robert Griffin III	2011	402	291	.724	4,293
2. Robert Griffin III	2010	454	304	.670	3,501
3. Nick Florence	2012	310	199	.642	3,019
4. Blake Szymanski	2007	461	264	.573	2,844
5. Shawn Bell	2006	383	241	.629	2,582
6. Cody Carlson	1986	287	157	.547	2,284
7. Brad Goebel	1987	305	158	.518	2,178
8. Don Trull	1963	308	174	.565	2,157
9. Robert Griffin III	2008	267	160	.599	2,091
10. Terry Southall	1966	337	173	.513	1,986

COMPLETIONS				
PLAYER	SEASON	ATT	YDS	CMP
1. Robert Griffin III	2010	454	3,501	304
2. Robert Griffin III	2011	402	4,293	291
3. Blake Szymanski	2007	461	2,844	264
4. Shawn Bell	2006	383	1,582	241
5. Nick Florence	2012	310	3,019	199
6. Shawn Bell	2005	320	1,964	190
7. Don Trull	1963	308	2,157	174
8. Terry Southall	1966	337	1,986	173
9. Nick Florence	2009	266	1,786	165
10. Robert Griffin III	2008	267	2,091	160

COMPLETION PCT MINIMUM 125 ATTEMPTS				
PLAYER	SEASON	ATT	CMP	PCT
1. Robert Griffin III	2011	402	291	.724
2. Robert Griffin III	2010	454	304	.670
3. Nick Florence	2012	310	199	.642
4. Shawn Bell	2006	383	241	.629
5. Nick Florence	2009	266	165	.620
6. Robert Griffin III	2008	267	160	.599
7. Aaron Karas	2002	251	150	.598
8. Shawn Bell	2005	320	190	.594
9. Dane King	2004	222	131	.590
10. Adrian Burk	1949	191	110	.578

YARDS PER COMPLETION MIN. 75 COMPLETIONS				
PLAYER	SEASON	CMP	YDS	YPC
1. J.J. Joe	1992	88	1,765	20.057
2. J.J. Joe	1991	109	1,853	17.000
3. Tom Muecke	1985	86	1,448	16.837
4. Cody Carlson	1983	98	1,617	16.500
5. Jeff Watson	1994	102	1,615	15.833
6. J.J. Joe	1993	107	1,663	15.542
7. Ron Stanley	1960	75	1,151	15.347
8. Nick Florence	2012	199	3,019	15.171
9. Jay Jeffrey	1981	111	1,643	14.802
10. Robert Griffin III	2011	291	4,293	14.753

TOUCHDOWNS					
PLAYER	SEASON	ATT	CMP	YDS	TD
1. Robert Griffin III	2011	402	291	4,293	37
2. Nick Florence	2012	310	199	3,019	25
Robert Griffin III	2010	454	304	3,501	22
Blake Szymanski	2007	461	264	2,844	22
5. Shawn Bell	2006	383	241	2,582	19

TD-INT RATIO MINIMUM 5 TOUCHDOWNS				
PLAYER	SEASON	TD	INT	PCT
1. Robert Griffin III	2011	37	6	6.167
2. Shawn Bell	2004	6	0	6.000
3. Robert Griffin III	2008	15	3	5.000
4. Robert Griffin III	2010	22	8	2.750
5. Adrian Burk	1949	14	6	2.333
6. Nick Florence	2012	25	11	2.273
7. Shawn Bell	2005	12	6	2.000
8. Shawn Bell	2006	19	10	1.900
9. Larry Isbell	1950	15	9	1.667
10. Jermaine Alfred	1996	8	5	1.6000

PASSING – INDIVIDUAL

PASSING EFFICIENCY MINIMUM 100 ATTEMPTS									
PLAYER	SEASON	CMP	ATT	PCT	YDS	TD	INT	RATING	
1. Robert Griffin III	2011	291	402	.724	4,293	37	6	189.48	
2. Nick Florence	2012	199	310	.642	3,019	25	11	165.51	
3. Robert Griffin III	2010	304	454	.670	3,501	22	8	144.20	
4. Tom Muecke	1985	86	156	.551	1,448	11	10	143.55	
5. Cody Carlson	1983	98	180	.544	1,617	12	8	143.02	
6. Robert Griffin III	2008	160	267	.599	2,091	15	3	142.00	
7. Adrian Burk	1949	110	191	.576	1,428	14	6	138.30	
8. J.J. Joe	1992	88	189	.466	1,765	14	13	135.69	
9. Tom Muecke	1983	57	110	.518	838	8	4	132.54	
10. J.J. Joe	1991	109	206	.529	1,853	7	8	131.92	

NOTE: Passing Efficiency is determined by the following formula – completion percentage plus (yards per attempt times 8.4) plus (percentage of attempts for touchdown times 3.3) minus (percentage of attempts times two).

RECEIVING – INDIVIDUAL

RECEPTIONS				
PLAYER	SEASON	YDS	AVG	REC
1. Kendall Wright	2011	1,663	15.40	108
2. Kendall Wright	2010	952	12.21	78
3. Reggie Newhouse	2002	1,140	15.20	75
4. Lawrence Elkins	1963	873	12.47	70
5. Kendall Wright	2009	740	11.21	66
6. Gerald McNeil	1983	1,034	16.68	62
7. Reggie Newhouse	2001	706	11.57	61
8. Terrance Williams	2012	1,203	20.05	60
9. Terrance Williams	2011	957	16.22	59
10. Brandon Whitaker	2007	425	7.33	58

YARDS				
PLAYER	SEASON	REC	AVG	YDS
1. Kendall Wright	2011	108	15.40	1,663
2. Terrance Williams	2012	71	18.87	1,340
3. Reggie Newhouse	2002	75	15.20	1,140
4. Gerald McNeil	1983	62	16.68	1,034
5. Terrance Williams	2011	59	16.22	957
6. Kendall Wright	2010	78	12.21	952
7. Charles Dancer	1973	53	17.49	927
8. Lawrence Elkins	1963	70	12.47	873
9. Lawrence Elkins	1964	50	17.02	851
10. Melvin Bonner	1991	34	24.59	836

TOUCHDOWNS				
PLAYER	SEASON	REC	YDS	TD
1. Kendall Wright	2011	106	1,663	14
2. Melvin Bonner	1992	39	818	11
Terrance Williams	2011	59	957	11
4. Terrance Williams	2012	71	1,340	10
5. Lawrence Elkins	1963	70	873	8
Gerald McNeil	1983	62	1,034	8
Bruce Davis	1983	42	755	8
Reggie Newhouse	2001	61	706	8
Trent Shelton	2006	53	802	8
Thomas White	2007	34	475	8
Tevin Reese	2012	37	682	6

YARDS PER RECEPTION MINIMUM 20 RECEPTIONS				
PLAYER	SEASON	REC	YDS	AVG
1. Melvin Bonner	1991	34	836	24.59
2. Melvin Bonner	1992	39	818	20.97
3. Marvin Callies	1993	22	435	19.77
4. Terrance Williams	2012	71	1,340	18.87
5. Matt Clark	1985	29	540	18.62
6. Tevin Reese	2012	37	682	18.43
7. Glenn Pruitt	1984	32	586	18.31
8. Matt Clark	1986	23	418	18.17
9. Bruce Davis	1983	42	755	17.98
10. Charles Smith	1952	21	370	17.62

TOTAL OFFENSE – INDIVIDUAL

TOTAL YARDS				
PLAYER	SEASON	RUSH	PASS	YDS
1. Robert Griffin III	2011	699	4,293	4,992
2. Robert Griffin III	2010	635	3,501	4,136
3. Nick Florence	2012	279	3,019	3,298
4. Blake Szymanski	2007	98	2,844	2,942
5. Robert Griffin III	2008	843	2,091	2,934
6. Cody Carlson	1986	356	2,284	2,640
7. Shawn Bell	2006	-137	2,582	2,445
8. Don Trull	1963	119	2,157	2,276
9. J.J. Joe	1992	378	1,765	2,143
10. Brad Goebel	1987	-175	2,178	2,003

YARDS PER PLAY MINIMUM 100 PLAYS				
PLAYER	SEASON	PLAYS	YDS	AVG
1. Nick Florence	2012	375	3,298	8.795
2. Robert Griffin III	2011	581	4,992	8.592
3. Cody Carlson	1983	209	1,577	7.545
4. Robert Griffin III	2010	603	4,136	6.859
5. Cody Carlson	1986	394	2,640	6.701

TD RESPONSIBILITY PASSING & RUSHING				
PLAYER	SEASON	RUSH	PASS	TD
1. Robert Griffin III	2011	10	37	47
2. Nick Florence	2012	5	25	30
Robert Griffin III	2010	8	22	30
4. Robert Griffin III	2008	13	15	28
5. Blake Szymanski	2007	1	22	23

SCORING – INDIVIDUAL

POINTS					
PLAYER	SEASONS	TD	FG	PAT	PTS
1. Terrance Ganaway	2011	22	–	–	132
2. Wesley Bradshaw	1921	14	6	17	119
3. Aaron Jones	2011	0	10	75	105
4. Aaron Jones	2010	0	19	46	103
5. Steve Beaird	1974	16	–	–	96
6. Aaron Jones	2011	–	9	67	94
7. Jack Wilson	1929	14	1	–	85
8. Kendall Wright	2011	14	–	–	84
9. Robert Griffin III	2008	13	–	–	78
10. Jeff Ireland	1989	–	18	21	75
Aaron Jones	2012	–	10	43	73
Terrance Williams	2012	10	–	–	60

SINGLE-SEASON RECORDS CHARTS — BAYLOR

POINTS, KICKING

PLAYER	SEASONS	FG	PAT	PTS
1. Aaron Jones	2011	10	75	105
2. Aaron Jones	2010	19	46	103
3. Jeff Ireland	1989	18	21	75
4. Aaron Jones	2012	10	43	73
Jarvis Van Dyke	1994	9	46	73
6. Ryan Havens	2005	16	22	70
7. Jarvis Van Dyke	1995	13	30	69
8. Marty Jimmerson	1981	15	23	68
9. Trey Weir	1992	10	36	66
10. Robert Bledsoe	1979	13	26	65
Terry Syle	1986	12	29	65
Ryan Havens	2006	11	32	65

PAT KICKS MADE

PLAYER	SEASONS	PCT	XPA	XPM
1. Aaron Jones	2011	.962	78	75
2. Jarvis Van Dyke	1994	1.000	46	46
Aaron Jones	2010	.979	47	46
4. Aaron Jones	2012	1.000	43	43
5. Ben Parks	2008	.886	44	39
6. Trey Weir	1992	1.000	36	36
7. Kyle Atteberry	1996	.972	36	35
8. Jarvis Van Dyke	1993	1.000	34	34
9. Robert Bledsoe	1980	.97	34	33
10. Ryan Havens	2006	.970	33	32

PAT KICKS ATTEMPTED

PLAYER	SEASONS	XPM	PCT	XPA
1. Aaron Jones	2011	75	.962	78
2. Aaron Jones	2010	46	.979	47
3. Jarvis Van Dyke	1994	46	1.000	46
4. Ben Parks	2008	39	.886	44
5. Aaron Jones	2012	43	1.000	43
6. Trey Weir	1992	36	1.000	36
Kyle Atteberry	1996	35	.972	36
8. Henry Dickerson	1949	26	.765	34
Robert Bledsoe	1980	33	.971	34
Jarvis Van Dyke	1993	34	1.000	34

ALL-PURPOSE — INDIVIDUAL

TOTAL NET YARDS

PLAYER	SEASON	RUSH	REC	RET	YDS
1. Kendall Wright	2011	72	1,663	37	1,772
2. Terrance Ganaway	2011	1,547	52	0	1,599
3. Jerod Douglas	1995	1,114	81	399	1,594
4. Terrance Williams	2012	8	1,340	0	1,348
5. Brandell Jackson	1993	899	91	357	1,347
6. Steve Beaird	1974	1,104	233	0	1,327
7. Jay Finley	2010	1,218	76	0	1,294
8. Rashad Armstrong	2003	1,074	216	0	1,290
9. Walter Abercrombie	1980	1,187	77	0	1,264
10. L.G. Dupre	1953	593	143	514	1,250

RUSHING — TEAM

YARDS PER ATTEMPT	
1.	5.41 2010
2.	5.32 2011
3.	4.90 2008
4.	4.76 2012
5.	4.75 1980
6.	4.63 1992
7.	4.57 1975
8.	4.54 1954
9.	4.44 1994
10.	4.41 1997

PASSING — TEAM

YARDS	
1.	4,569 2011
2.	3,649 2010
3.	3,300 2006
4.	3,281 2007
5.	3,137 2012
6.	2,908 2009
7.	2,778 2002
8.	2,577 1986
9.	2,468 1983
10.	2,362 2001

YARDS PER GAME	
1.	392.1 2012
2.	356.2 2011
3.	280.7 2010
4.	275.0 2006
5.	273.4 2007
6.	242.3 2009
7.	234.3 1986
8.	231.5 2002
9.	224.5 1983
10.	215.9 1963

COMPLETIONS	
1.	313 2010
2.	309 2007
3.	307 2006
	307 2011
5.	267 2009
6.	235 2004
7.	234 2001
8.	224 2002
9.	222 2005
10.	207 2012

COMPLETION PERCENTAGE	
1.	72.38 2011
2.	66.45 2010
3.	64.49 2012
4.	61.95 2009
5.	60.20 2006

TOUCHDOWNS	
1.	40 2011
2.	26 2012
3.	24 2006
4.	23 2007
	23 2010

TOTAL OFFENSE

TOTAL YARDS	
1.	7,632 2011
2.	6,179 2010
3.	4,848 1980
4.	4,827 1986
5.	4,652 2012
6.	4,552 1991
7.	4,517 2008
8.	4,515 1983
9.	4,452 1992
10.	4,279 1985

YARDS PER PLAY	
1.	7.63 2011
2.	7.28 2012
3.	6.58 2010
4.	5.90 2008
5.	5.84 1992
	5.59 1991

YARDS PER GAME	
1.	587.1 2011
2.	581.5 2012
3.	475.3 2010
4.	440.7 1980
5.	438.8 1986

CAREER RECORDS CHARTS — BAYLOR

PASSING

YARDS					
PLAYER	SEASONS	ATT	CMP	PCT	YDS
1. Robert Griffin III	2008-11	1,192	800	.671	10,366
2. J.J. Joe	1990-93	665	347	.522	5,995
3. Shawn Bell	2003-06	914	559	.612	5,666
4. Jeff Watson	1994-97	802	425	.530	5,531
5. Cody Carlson	1983-86	705	366	.519	5,411
6. Brad Goebel	1987-90	730	375	.514	5,026
7. Nick Florence	2009-pres.	600	379	.632	5,011
8. Neal Jeffrey	1972-74	603	321	.532	4,341
9. Blake Szymanski	2006-09	678	387	.571	4,166
10. Terry Southall	1964-66	629	328	.521	4,100
10. Jermaine Alfred	1995-99	644	322	.500	3,968

YARDS PER ATTEMPT					
MINIMUM 200 ATTEMPTS					
PLAYER	SEASONS	ATT	YDS	YPA	
1. J.J. Joe	1990-93	665	5,995	9.015	
2. Robert Griffin III	2008-11	1,192	10,366	8.696	
3. Nick Florence	2009-pres.	600	5,011	8.352	
4. Cody Carlson	1983-86	705	5,411	7.675	
5. Jay Jeffrey	1980-81	360	2,739	7.608	
6. Tom Muecke	1982-85	487	3,688	7.573	
7. Neal Jeffrey	1972-74	603	4,341	7.199	
8. Don Trull	1961-63	537	3,784	7.047	
9. Mike Brannan	1979-82	345	2,428	7.038	
10. Aaron Karas	2001-04	543	3,799	7.000	

COMPLETION PCT					
MINIMUM 250 ATTEMPTS					
PLAYER	SEASONS	ATT	CMP	PCT	
1. Robert Griffin III	2008-11	1,192	800	.671	
2. Nick Florence	2009-pres.	600	379	.632	
3. Shawn Bell	2003-06	914	559	.612	
4. Aaron Karas	2001-04	543	321	.591	
5. Blake Szymanski	2006-09	676	387	.571	
6. Don Trull	1961-63	537	299	.557	
7. Ron Stanley	1959-61	363	202	.556	
8. Adrian Burk	1948-49	312	172	.551	
9. Neal Jeffrey	1972-74	603	321	.532	
10. Buddy Humphrey	1956-58	292	156	.531	

TOUCHDOWNS					
PLAYER	SEASONS	YDS	INT	TD	
1. Robert Griffin III	2008-11	10,366	17	78	
2. Shawn Bell	2003-04	5,666	17	38	
3. Nick Florence	2009-pres.	5,011	20	33	
4. Cody Carlson	1983-86	5,411	34	32	
5. J.J. Joe	1990-93	5,995	28	31	
6. Jeff Watson	1994-97	5,531	27	30	
7. Terry Southall	1964-66	4,100	45	29	
8. Tom Muecke	1982-85	3,688	27	29	
9. Billy Patterson	1936-38	2,555	NA	27	
10. Blake Szymanski	2006-09	4,166	30	27	

TOUCHDOWN-INTERCEPTION RATIO					
MINIMUM 15 TOUCHDOWNS					
PLAYER	SEASONS	TD	INT	PCT	
1. Robert Griffin III	2008-11	78	16	4.875	
2. Shawn Bell	2003-06	38	17	2.235	
3. Nick Florence	2009-pres.	33	20	1.650	
4. Adrian Burk	1948-49	20	13	1.538	
5. Jeff Watson	1994-97	30	27	1.111	
6. J.J. Joe	1990-93	31	28	1.107	
7. Tom Muecke	1982-85	29	27	1.074	
8. Blake Szymanski	2006-09	26	25	1.040	
9. Don Trull	1961-63	23	24	0.958	
10. Cody Carlson	1983-86	32	34	0.941	

PASSING EFFICIENCY MINIMUM 300 ATTEMPTS

PLAYER	SEASONS	CMP	ATT	PCT	YDS	TD	INT	RATING
1. Robert Griffin III	2008-11	800	1,192	.671	10,366	78	17	158.90
2. Nick Florence	2009-pres.	379	600	.632	5,011	33	20	144.80
3. J.J. Joe	1990-93	347	665	.522	5,995	31	28	134.87
4. Shawn Bell	2003-06	559	914	.612	5,666	38	17	123.23
5. Adrian Burk	1948-49	172	312	.551	2,024	20	13	122.44
6. Cody Carlson	1983-86	366	705	.519	5,411	32	34	121.72
7. Tom Muecke	1982-85	240	487	.493	3,688	29	27	121.46
8. Aaron Karas	2001-04	321	543	.591	3,799	21	25	121.45
9. Don Trull	1961-63	299	537	.557	3,784	23	24	120.07
10. Jay Jeffrey	1980-81	183	360	.508	2,739	17	25	116.44

NOTE: Passing Efficiency is determined by the following formula — completion percentage plus (yards per attempt times 8.4) plus (percentage of attempts for touchdown times 3.3) minus (percentage of attempts times two).

INTERCEPTION PERCENTAGE

MINIMUM 300 ATTEMPTS					
PLAYER	SEASONS	INT	ATT	PCT	
1. Robert Griffin III	2008-11	17	1,192	.0143	
2. Shawn Bell	2003-06	17	914	.0186	
3. Jeff Watson	1994-97	27	802	.0337	
4. Nick Florence	2009-pres.	20	600	.0334	
5. Jermaine Alfred	1995-99	22	644	.0342	
6. Adrian Burk	1948-49	13	312	.0417	
7. J.J. Joe	1990-93	28	665	.0421	
8. Don Trull	1961-63	24	537	.0447	
9. Blake Szymanski	2006-09	30	676	.0444	
10. Aaron Kara	2001-04	14	304	.0460	

YARDS PER RECEPTION

MINIMUM 50 RECEPTIONS					
PLAYER	SEASONS	ATT	YDS	YPA	
1. Melvin Bonner	1989-92	92	1,984	21.57	
2. Bruce Davis	1980-83	71	1,393	19.62	
3. Matt Clark	1984-87	81	1,480	18.27	
4. Robert Holt	1978-80	59	1,064	18.03	
5. Gerald McNeil	1980-83	163	2,651	16.26	
6. Terrance Williams	2009-pres.	176	2,842	16.15	
7. Charles Dancer	1972-73	87	1,390	15.98	
8. Stanley Williams	1949-51	65	1,029	15.83	
9. Ronnie Goodwin	1960-62	64	1,009	15.77	
10. Derek David	1968-70	74	1,106	14.95	
Tevin Reese	2010-pres.	133	1,960	14.74	

RECEIVING

RECEPTIONS					
PLAYER	SEASONS	YDS	AVG	REC	
1. Kendall Wright	2008-11	4,004	13.26	302	
2. Reggie Newhouse	1999-02	2,552	13.95	183	
3. Terrance Williams	2009-pres.	2,842	16.15	176	
4. Dominique Zeigler	2003-06	1,923	11.58	166	
5. Gerald McNeil	1980-83	2,651	16.26	163	
6. Trent Shelton	2003-06	1,978	12.76	155	
7. Laneous Sampson	2009-pres.	1,743	11.47	152	
8. Lawrence Elkins	1962-64	2,094	14.54	144	
9. Tevin Reese	2010-pres.	1,960	14.74	133	
10. Robert Quiroga	2000-03	1,478	11.28	131	

TOTAL OFFENSE

TOTAL YARDS					
PLAYER	SEASONS	RUSH	PASS	YDS	
1. Robert Griffin III	2008-11	2,254	10,366	12,620	
2. J.J. Joe	1990-93	820	5,995	6,815	
3. Cody Carlson	1983-86	424	5,411	5,835	
4. Jeff Watson	1994-97	151	5,531	5,682	
5. Shawn Bell	2003-06	-212	5,666	5,454	
6. Nick Florence	2009-pres.	362	5,011	5,373	
7. Brad Goebel	1987-90	-310	5,026	4,716	
8. Don Trull	1961-63	358	4,143	4,501	
9. Blake Szymanski	2006-09	151	4,166	4,317	
10. Neal Jeffrey	1972-74	-147	4,241	4,094	

YARDS					
PLAYER	SEASONS	REC	AVG	YDS	
1. Kendall Wright	2008-11	302	13.26	4,004	
2. Terrance Williams	2009-pres.	176	16.15	2,842	
3. Gerald McNeil	1980-83	163	16.26	2,651	
4. Reggie Newhouse	1999-02	183	13.95	2,552	
5. Lawrence Elkins	1962-64	144	14.54	2,094	
6. Melvin Bonner	1989-92	92	21.57	1,984	
7. Trent Shelton	2003-06	155	12.76	1,978	
8. Dominique Zeigler	2003-06	166	11.58	1,923	
9. Tevin Reese	2010-pres.	133	14.74	1,960	
10. Laneous Sampson	2009-pres.	152	11.48	1,743	

YARDS PER PLAY

MINIMUM 350 PLAYS					
PLAYER	SEASONS	PLAYS	YDS	AVG	
1. Robert Griffin III	2008-11	1,720	12,620	7.337	
2. Nick Florence	2009-pres.	731	5,011	6.855	
3. Cody Carlson	1983-86	900	5,835	6.483	
4. J.J. Joe	1990-93	1,073	6,815	6.351	
5. Larry Isbell	1949-51	467	2,833	6.066	
6. Jay Jeffrey	1980-81	579	3,420	5.907	
7. Don Trull	1961-63	801	4,501	5.619	
8. Tom Muecke	1982-85	724	4,052	5.597	
9. Jeff Watson	1994-97	1,018	5,682	5.582	
10. Jerod Douglas	1994-97	522	2,811	5.385	

TOUCHDOWNS					
PLAYER	SEASONS	REC	YDS	TD	
1. Kendall Wright	2008-11	302	4,004	30	
2. Terrance Williams	2009-pres.	176	2,842	25	
3. Lawrence Elkins	1962-64	144	2,094	19	
4. Melvin Bonner	1989-92	92	1,984	19	
5. Gerald McNeil	1980-83	163	2,651	17	
6. Reggie Newhouse	1999-2002	183	2,552	15	
7. Trent Shelton	2003-06	155	1,978	14	
8. Bruce Davis	1980-83	71	1,393	13	
9. Dominique Zeigler	2003-06	166	1,923	13	
10. Tevin Reese	2010-pres.	133	1,960	13	
Laneous Sampson	2009-pres.	152	1,743	10	

TOUCHDOWNS RESPONSIBILITY

PLAYER	SEASONS	RUSH	PASS	TD
1. Robert Griffin III	2008-11	33	78	111
2. J.J. Joe	1990-93	12	31	43
3. Nick Florence	2009-pres.	9	33	42
4. Don Trull	1961-63	18	23	41
5. Shawn Bell	2003-06	1	38	39
6. Cody Carlson	1983-86	5	32	37
7. Jeff Watson	1994-97	7	30	37
8. Alfred Anderson	1980-83	35	0	35
9. Tom Muecke	1982-85	6	29	35
10. Larry Isbell	1949-51	7	25	32
Terry Southall	1964-66	3	29	32

CAREER RECORDS CHARTS — BAYLOR

SCORING

POINTS

PLAYER	SEASONS	TD	FG	PAT	PTS
1. Aaron Jones	2010-pres.	0	39	164	281
2. Alfred Anderson	1980-83	36	0	* 2	220
3. Terry Syler	1985-88	0	38	101	215
4. Jeff Ireland	1988-91	0	45	78	213
5. Robert Bledsoe	1977-80	0	31	111	204
6. Robert Griffin III	2008-11	33	0	* 1	200
7. Jarvis Van Dyke	1993-95	0	29	110	197
8. Kendall Wright	2008-11	32	0	* 1	194
Robert Strait	1990-93	32	0	* 1	194
10. Wesley Bradshaw	1921-22	NA	11	NA	182

* — two-point conversions

POINTS, KICKING

PLAYER	SEASONS	FG	PAT	PTS
1. Aaron Jones	2010-pres.	39	164	281
2. Terry Syler	1985-88	38	101	215
3. Jeff Ireland	1988-91	45	78	213
4. Robert Bledsoe	1977-80	31	111	204
5. Jarvis Van Dyke	1993-95	29	110	197

FIELD GOALS MADE

PLAYER	SEASONS	PCT	FGA	FGM
1. Jeff Ireland	1988-91	.563	80	45
2. Aaron Jones	2010-pres.	.650	60	39
3. Terry Syler	1985-88	.731	52	38
4. Robert Bledsoe	1977-80	.492	63	31
Marty Jimmerson	1981-84	.721	43	31
6. Jarvis Van Dyke	1993-95	.592	49	29
7. Ryan Havens	2003-06	.730	37	27
8. Matt Bryant	1997-98	.724	29	21
9. Bubba Hicks	1973-75	.625	32	20
10. Mike Conradt	1970-72	.576	33	19

FIELD GOALS ATTEMPTED

PLAYER	SEASONS	FGM	PCT	FGA
1. Jeff Ireland	1988-91	45	.563	80
2. Robert Bledsoe	1977-80	31	.492	63
3. Aaron Jones	2010-pres.	39	.650	60
4. Terry Syler	1985-88	38	.731	52
5. Jarvis Van Dyke	1993-95	29	.592	49
6. Marty Jimmerson	1981-84	31	.721	43
7. Ryan Havens	2003-06	27	.730	37
8. Mike Conradt	1970-72	19	.576	33
9. Bubba Hicks	1973-75	20	.625	32
10. Matt Bryant	1997-98	21	.724	29

FIELD GOAL PERCENTAGE MINIMUM 8 MADE

PLAYER	SEASONS	FGM	FGA	PCT
1. Terry Syler	1985-88	38	52	.731
2. Ryan Havens	2003-06	27	37	.730
3. Matt Bryant	1997-98	21	29	.724
4. Marty Jimmerson	1981-84	31	43	.721
5. Carl Choate	1961-62	8	12	.667
6. Aaron Jones	2010-pres.	39	60	.650
7. Kenny Webb	2001-04	18	28	.643
8. Bubba Hicks	1973-75	20	32	.625
9. Jarvis Van Dyke	1993-95	29	49	.592
10. Ben Parks	2008-11	10	17	.588

ALL-PURPOSE

TOTAL NET YARDS

PLAYER	SEASONS	RUSH	REC	KR	PR	YDS
1. Kendall Wright	2008-11	425	4,004	8	42	4,479
2. Terrance Williams	2009-pres.	11	2,705	1,180	162	4,058
3. Gerald McNeil	1980-83	7	2,651	473	886	4,017
4. Jerod Douglas	1994-97	2,811	333	837	23	4,004
5. Walter Abercrombie	1978-81	3,665	335	0	0	4,000
6. Kalief Muhammad	1993-96	1,004	1,300	1,425	208	3,937
7. Jay Finley	2007-10	2,660	416	0	0	3,076
8. Alfred Anderson	1980-83	2,424	543	12	0	2,979
Dennis Gentry	1977-81	2,231	356	309	0	2,896
10. Del Shofner	1954-56	1,346	608	334	309	*2,814

Note: Schofner's career total includes 217 interception return yards.

PAT KICKS MADE

PLAYER	SEASONS	PCT	XPA	XPM
1. Aaron Jones	2010-pres.	.976	168	164
2. Robert Bledsoe	1977-80	.982	113	111
3. Jarvis Van Dyke	1993-95	.991	111	110
4. Terry Syler	1985-88	.971	104	101
5. Marty Jimmerson	1981-84	.967	91	88
6. Jeff Ireland	1988-91	.929	84	78
7. Hank Dickerson	1947-50	.684	98	67
8. Bubba Hicks	1973-75	.968	63	61
9. Ryan Havens	2003-06	.947	54	57
10. Ben Parks	2008-11	.903	62	56

PAT KICKS ATTEMPTED

PLAYER	SEASONS	XPM	PCT	XPA
1. Aaron Jones	2010-pres.	164	.976	168
2. Robert Bledsoe	1977-80	111	.982	113
3. Jarvis Van Dyke	1993-95	110	.991	111
4. Terry Syler	1985-88	101	.971	104
5. Hank Dickerson	1947-50	67	.684	98
6. Marty Jimmerson	1981-84	88	.967	91
7. Jeff Ireland	1988-91	78	.929	84
8. Bubba Hicks	1973-75	61	.968	63
9. Ben Parks	2008-11	56	.903	62
10. Ryan Havens	2003-06	54	.947	57

PAT KICK PERCENTAGE MINIMUM 35 MADE

PLAYER	SEASONS	XPM	XPA	PCT
1. Matt Bryant	1997-98	42	42	1.000
2. Jarvis Van Dyke	1993-95	110	111	.991
3. Robert Bledsoe	1977-80	111	113	.982
4. Kenny Webb	2001-04	51	52	.981
5. Aaron Jones	2010-pres.	164	168	.976
6. Terry Syler	1985-88	101	104	.971
7. Bubba Hicks	1973-75	61	63	.968
8. Marty Jimmerson	1981-84	88	91	.967
9. Carl Choate	1961-62	39	41	.951
10. Ryan Havens	2003-06	54	57	.947

PLAYER SPOTLIGHTS

75 • TROY BAKER OL

6-6 • 300 • So. • 1L • Waco, Texas

- 3rd-year sophomore, started all 8 games in 2012 at RT
- 1 of 11 players on squad who have started 8 games this season
- 2nd on team with average coaches grade of 88.6% coaches grade with 36 knockdowns through first 7 games
- Recorded season-high 7 knockdowns in road loss at Texas
- Registered season-high 90% coaches grade in SHSU win
- Started 1st-career game in win over SMU, earning 89 percent coaches' grade with 5 knockdowns
- Has squatted 615 lbs
- Traveled to Kenya for mission trip with BU student-athletes in May 2011
- Member of BU Dean's List, 5-time Big 12 Commissioner's Honor Roll
- Local product from Waco's Connally High School



Scan QR code to view **Troy Baker's** complete bio at BaylorBears.com

9 • CHANCE CASEY CB/S

5-11 • 185 • Sr. • 3L • Crosby, Texas

- 4th-year senior has started 22 games at CB, 6 at S (28 starts is 5th-most on team)
- Recorded 5 tackles (1 for loss) in victory over Kansas
- Tied career-high with 10 solo tackles at Iowa State
- Had 4 tackles in loss at Texas
- Tallied career-high with 13 tackles (10 solo) vs. TCU
- Recorded 4 tackles and 1 PBU in starter's role vs. ULM
- Broke up 4 passes as reserve safety in win over SHSU
- Tallied 5 tackles (2 solo) in opening win over SMU
- Sat out last 5 games of 2011 and 2012 spring due to knee surgery
- Has 181 career tackles, 2nd most on team
- Former All-Big 12 freshman honoree as true freshman in 2009
- Previously ran for BU track team, former state champion prep hurdler
- Earned All-Big 12 honors in 400-meter hurdles at 2011 outdoor track and field championships

CAREER STATISTICS

DEFENSE

YEAR	G/GS	UT	AT	TT	TFL-YD	QBS-YD	FF/FR	PBU	INT-YD
2009	12/6	22	14	36	1.0-3	0.0-0	0/0	4	2.66
2010	10/9	38	10	48	2.5-6	0.0-0	1/0	4	1-7
2011	8/7	40	8	48	0.0-0	0.0-0	1/0	6	0-0
2012	8/6	31	18	49	0.5-1	0.0-0	0/0	2	0-0
Career	38/28	131	50	181	4.0-10	0.0-0	2/0	15	3-73

CAREER BESTS

Tackles: 13 vs. TCU (10/13/12)

Solo Tackles: 10 vs. TCU (10/13/12); at Iowa State (10/27/12)

Interceptions: 1, three times

Passes Broken Up: 3 vs. Kent State (10/3/09)

Touchdowns: 1 vs. Northwestern State (9/26/09)



Scan QR code to view **Chance Casey's** complete bio at BaylorBears.com

98 • TREVOR CLEMONS-VALDEZ DT

6-3 • 285 • RFr. • SQ • Copperas Cove, Texas

- 2nd-year freshman from nearby Copperas Cove High School
- Recorded career-high 3 tackles in road win at ULM
- Recovered 1st-career fumble and returned it 8 yards to SHSU 9 to set up a BU touchdown, had 1 tackle in win over SHSU
- Made 1st-career start in opening win over SMU, had 2 tackles
- No. 1 on depth chart at nose guard position; will see extended playing time with backup NG Kaeron Johnson out for season (back)
- Enrolled early in January 2011 after early graduation from HS
- Dressed three games in 2011, but did not play; retained redshirt

CAREER STATISTICS

DEFENSE

YEAR	G/GS	UT	AT	TT	TFL-YD	QBS-YD	FF/FR	PBU	INT-YD
2012	8/4	2	4	6	0.0-0	0.0-0	0/1	0	0-0
Career	8/4	2	4	6	0.0-0	0.0-0	0/1	0	0-0

CAREER BESTS

Tackles: 3 at ULM (9/21/12)

Solo Tackles: 1 vs. SMU (9/2/12); at ULM (9/21/12)



Scan QR code to view **Trevor Clemons-Valdez's** complete bio at BaylorBears.com

6 • AHMAD DIXON NB

6-0 • 210 • Jr. • 2L • Waco, Texas

- 3rd-year junior defensive back, starter at nickelback/"Bear" position
- Veteran with 32 games played, including 21 straight starts
- 1 of 11 players on squad who have started 8 games this season
- Recorded 6 tackles and 3rd career interception in win over Kansas
- Tied for 3rd in Big 12 with 9.1 tackles per game
- Had 8 tackles (6 solo) at Iowa State
- Collected 11 tackles (8 solo) vs. Texas
- Tallied career-high with 13 tackles (8 solo) vs. TCU
- Recorded 9 tackles at WVU before being injured in 3rd quarter
- Recorded 2nd career interception in win at ULM
- Had 6 tackles (4 solo) in win over SHSU
- Racked up 9 tackles (5 solo) with 1 TFL in opening win over SMU
- Preseason all-Big 12 by three publications (SI, Athlon, Phil Steele)
- In 2011 vs. Rice, led team with 9 tackles and returned first career INT 55 yards for TD
- Former prep All-America from nearby Midway High School
- Baylor's highest-rated signee in recent memory (No. 15 national recruit by ESPN 150)

CAREER STATISTICS

DEFENSE

YEAR	G/GS	UT	AT	TT	TFL-YD	QBS-YD	FF/FR	PBU	INT-YD
2010	11/10	11	5	16	0.0-0	0.0-0	1/0	0	0-0
2011	13/13	56	33	89	5.5-20	0.0-0	0/3	3	1-55
2012	8/8	46	27	73	3.5-13	1.0-9	0/0	1	2-17
Career	32/21	113	65	178	9.0-33	1.0-9	1/3	4	3-72

CAREER BESTS

Tackles: 13 vs. TCU (10/13/12)

Solo Tackles: 8 vs. TCU (10/13/12); at Texas (10/20/12)

Interceptions: 1, three times

Touchdowns: 1 vs. Rice (9/24/11)



Scan QR code to view **Ahmad Dixon's** complete bio at BaylorBears.com

58 • SPENCER DRANGO OL

6-6 • 310 • RFr. • SQ • Cedar Park, Texas

- Redshirt freshman, started all 8 games in 2012 at LT
- 2012 Midseason All-Big 12 (3rd team) by Phil Steele
- 1 of 11 players on squad who have started 8 games this season
- Averaging 88.3% coaches grade with 38 knockdowns through first 7 games
- Started first-career game in win over SMU, earned highest coaches' grade of 92% with team-high 8 knockdowns
- Recorded 31 reps in 225-lb. bench press and squatted 605 lbs.
- Member of Baylor Dean's List and Big 12 Commissioner's Honor Roll



Scan QR code to view **Spencer Drango's** complete bio at BaylorBears.com

11 • NICK FLORENCE QB

6-1 • 205 • Sr. • 3L • Garland, Texas

- 4th-year senior quarterback
- 2012 O'Brien semifinalist & Unidas Golden Arm Award watch list
- 2012 Campbell Trophy finalist
- Leads nation in total offense (412.25 ypg)
- Leads nation in passing yards (377.4 ypg)
- 18 completed passes of 40 or more yards this season (11 for TDs) – including 8 of 50 or more
- Recorded 300-plus yards passing in 7 of 8 games
- 2012 Midseason All-Big 12 (3rd team) by Phil Steele
- 1 of 11 players on squad who have started 8 games this season
- Threw for 367 yards and 3 TDs, rushed for 32 yards and a TD in win over KU
- Passed for 426 yards vs. ISU, 5th-best single-game total in program history
- Threw for 352 yards (2 TDs) and ran for 69 yards and 2 scores vs. UT
- Had career day with at West Virginia with school-record with 581 passing yds, and a career-best 5 TDs on 47 attempts
- Completed 26-of-39 passes for 351 yards and career-high 4 TDs in road win at ULM
- Went 24-41 for 312 passing yards with 80 rush yards vs. SHSU
- Notched nation-leading 209.5 passing efficiency, going 21-30 for 341 yards and 4 TDs to lead Baylor to 59-24 win in opener vs. SMU
- Forewent redshirt in 2011 to relieve injured starter Griffin III in 11th game vs. Texas Tech to throw for 151 yds, 2TDs and rush for TD
- Currently enrolled in graduate school working on MBA
- Married to Rachel Florence in May 2011

CAREER STATISTICS

PASSING

YEAR	G/GS	CMP	ATT	PCT	YDS	INT	TD	LP/OPPONENT
2009	9/7	165	266	62.0	1,786	9	6	59/at Missouri (TD)
2010	7/0	6	12	50.0	55	0	0	22/Bufallo
2011	2/0	9	12	75.0	151	0	2	46/ vs. Texas Tech
2012	8/8	199	310	64.2	3019	11	25	80/at Texas (TD)
Career	26/13	379	600	63.2	5011	20	33	80/at Texas (TD)

RUSHING

YEAR	G/GS	ATT	YD	AVG	TD
2009	9/7	57	62	1.1	3
2010	7/0	2	7	3.5	0
2011	2/0	7	14	2.0	1
2012	8/8	65	279	4.3	5
Career	26/13	131	362	2.8	9

CAREER BESTS

Pass Attempts: 51 at Iowa State (10/27/12)

Pass Completions: 32 at Missouri (11/7/09)

Passing Yards: 581 at West Virginia (09/29/09)

Passing Touchdowns: 5 at West Virginia (09/29/09)

Interceptions: 4 vs. TCU (10/13/12)

Rush Attempts: 16 vs. Nebraska (10/31/09)

Rushing Yards: 90 vs. Sam Houston State (09/15/12)

Rushing Touchdowns: 2 vs. Kent St. (10/03/09); at Texas (10/20/12)



Scan QR code to view **Nick Florence's**

PLAYER SPOTLIGHTS

5 • ANTWAN GOODLEY WR

5-10 • 220 • So. • 1L • Midland, Texas

- Big, quick, strong 3rd-year sophomore receiver and returner
- Registered third start of the season in season's 6th game, hauling in 3 catches for 34 yards vs. Texas
- Tallied 1st-career TD reception with 7-yard catch at West Virginia
- Had 2 kick returns for 33 yards in victory at ULM
- Returned 4 kicks for 81 total yards with long of 25 in SHSU win
- Had career-best two receptions for 6 yards in win over SMU
- Also returned two kicks for 39 yards (long of 22) in SMU win
- Has squatted 660 lbs, second-highest mark on team at any position

CAREER STATISTICS

RECEIVING

YEAR	G/GS	REC	YD	AVG	TD	LP/OPPONENT
2011	11/1	2	26	13.0	0	14/Stephen F. Austin
2012	8/3	8	66	8.2	1	17/Texas
Career	19/4	10	92	9.2	1	17/Texas

KICK RETURNS

YEAR	G/GS	RET	YD	AVG	TD	LP/OPPONENT
2011	11/1	19	451	23.7	0	49/Texas A&M
2012	8/3	18	361	20.1	0	28/TCU
Career	19/4	37	812	21.9	0	49/Texas A&M

CAREER BESTS

RECEIVING

- Receptions: 5 vs. TCU (10/13/12)
- Receiving Yards: 34 at Texas (10/20/12)
- Touchdowns: 1 at West Virginia (9/29/12)
- Longest Reception: 17 at Texas (10/20/12)

KICK RETURNS

- Returns: 5 at Texas A&M (10/15/11)
- Yards: 125 at Texas A&M (10/15/11)
- Longest Return: 49 at Texas A&M (10/15/11)



Scan QR code to view **Antwan Goodley's** complete bio at BaylorBears.com

44 • BRYCE HAGER LB

6-1 • 235 • So. • 1L • Austin, Texas

- 3rd-year sophomore, No. 1 on depth chart at middle linebacker
- "Quarterback" of the defense in huddle
- Tied for 3rd in Big 12 in tackles (9.1 pg)
- 2012 Midseason All-Big 12 (3rd team) by Phil Steele
- Tallied 9 tackles and a quarterback hurry in loss at Texas
- Recorded 7 tackles (5 solo) vs. TCU
- Has led Baylor in tackles in 4 games during 2012 season
- Tied career-high with 15 tackles (8 solo) at West Virginia
- Tallied career-high 15 tackles and forced fumble in win at ULM
- Had game-high 10 tackles (8 solo) and 3.0 TFL in win over SHSU
- Notched game-high 14 tackles (7 solo) and forced a fumble in first career start, SMU win
- Strong, fast LB, squatted 610 lbs. and ran 4.49 in 40-yard dash
- Earned starting spot during 2012 spring drills
- Played in all 13 games in 2011, primarily on special teams
- Father, Britt, is former Texas All-American and Philadelphia Eagles LB
- Stellar prep career as all-state RB/LB at Westlake HS

CAREER STATISTICS

DEFENSE

YEAR	G/GS	UT	AT	TT	TFL-YD	QBS-YD	FF/FR	PBU	INT-YD
2011	13/0	8	5	13	0.0-0	0.0-0	1/0	0	0-0
2012	8/6	37	36	73	5.0-17	1.0-8	2/0	0	0-0
Career	21/6	45	41	86	5.0-17	1.0-8	3/0	0	0-0

CAREER BESTS

- Tackles: 15 at ULM (9/21/12); at West Virginia (9/28/12)
- Solo Tackles: 8 vs. SHSU (9/15/12); at West Virginia (9/28/12)
- Tackles-For-Loss: 5.0 vs. TCU (10/13/12)
- Forced Fumbles: 1, three times



Scan QR code to view **Bryce Hager's** complete bio at BaylorBears.com

17 • MIKE HICKS S

5-11 • 200 • Sr. • 3L • China Spring, Texas

- Veteran 4th-year senior and 2011 All-Big 12 honoree
- Returning starter at cover safety is tied for 8th-most on squad with 40 games played (17 starts)
- Recorded four tackles in starter's role in win over Kansas
- Returned to starting role at Iowa State after missing four games due to injury, recording 11 tackles (7 solo) and 4 PBUs
- 2nd on team with 9 tackles (all solo) in win over SHSU
- 2nd on team with 9 tackles (6 solo) and added 66-yd. fumble return for TD in season-opening win over SMU (5th-longest ever at BU)
- Has 195 career tackles, most on team
- Had game-clinching interception with 2 seconds remaining and tied for team lead with 10 tackles in 2011 season-opening win vs. TCU
- From nearby China Spring, Texas

CAREER STATISTICS

DEFENSE

YEAR	G/GS	UT	AT	TT	TFL-YD	QBS-YD	FF/FR	PBU	INT-YD
2009	10/0	19	10	29	0.0-0	0.0-0	0/0	2	0-0
2010	13/0	20	8	28	1.0-1	0.0-0	0/0	3	1-2
2011	13/13	71	34	105	2.5-8	0.0-0	0/1	8	3-39
2012	4/4	26	7	33	0.0-0	0.0-0	0/1	4	0-0
Career	40/17	136	59	195	3.5-9	0.0-0	0/2	13	4-41

CAREER BESTS

- Tackles: 13 vs. Missouri (11/5/11)
- Solo Tackles: 10 vs. Missouri (11/5/11)
- Interceptions: 1, four times
- Passes Broken Up: 4 at ISU (10/27/12)
- Touchdowns: 1 [fumble return] vs. SMU (9/2/12)



Scan QR code to view **Mike Hicks'** complete bio at BaylorBears.com

25 • SAM HOLL S

6-1 • 200 • Jr. • 2L • Katy, Texas

- 3rd-year junior and 2011 All-Big 12 honoree
- Hard-hitting veteran, 2nd-year starter at down safety
- 1 of 11 players on squad who have started 8 games this season
- Recorded a team-high 11 tackles and a forced fumble in win vs. KU
- Had 13 tackles (8 solo) at ISU
- Registered 9 1st-half tackles vs. Texas before getting injured and missing entire second half
- Tallied 6 tackles (all solo) vs. TCU
- Preseason All-Big 12 pick by Blue Ribbon Yearbook
- Recorded first career fumble recovery in win at ULM
- Recorded 6 tackles (all solo) in win over SHSU
- Filled stat sheet in season-opening win over SMU with 4 tackles (2 solo), INT, TFL, 2 PBUs and QB hurry
- Had 21 tackles at Kansas in 2011, tied for 10th-most in single game in BU history

CAREER STATISTICS

DEFENSE

YEAR	G/GS	UT	AT	TT	TFL-YD	QBS-YD	FF/FR	PBU	INT-YD
2010	11/0	2	0	2	0.0-0	0.0-0	0/0	0	0-0
2011	13/10	83	30	113	2.5-3	0.0-0	1/0	1	3-63
2012	8/8	37	19	56	1.0-2	0.0-0	2/2	2	1-2
Career	32/18	122	49	171	3.5-5	0.0-0	3/2	3	4-65

CAREER BESTS

- Tackles: 21 at Kansas (11/12/11)
- Solo Tackles: 13 at Kansas (11/12/11)
- Interceptions: 2 vs. Texas (12/3/11)



Scan QR code to view **Sam Holl's** complete bio at BaylorBears.com

76 • NICK JOHNSON DT

6-2 • 295 • Sr. • 1L • Waco, Texas

- Former JuCo transfer from Navarro College, in 2nd year at Baylor
- Registered a solo tackle for a nine-yard loss in win over Kansas
- Had 2 assisted tackles at ISU
- Tallied three tackles and 1 PBU in loss at Texas
- Recorded 2 tackles (both solo) vs. TCU
- Registered 2nd-straight 3 tackle performance vs. WVU; all solo
- Tallied career-high 3 tackles and one QB hurry in ULM win
- Recorded 1 tackle and broke up a pass in win over SHSU
- Started 7 of 8 games during 2012 season
- Local product from Waco High School
- Led 2010 Navarro squad to 11-1 record and NJCAA national title
- Younger brother of former BU star linebacker Antonio Johnson

CAREER STATISTICS

DEFENSE

YEAR	G/GS	UT	AT	TT	TFL-YD	QBS-YD	FF/FR	PBU	INT-YD
2011	11/2	5	3	8	1.5-2	0.5-1	0/0	0	0-0
2012	8/7	7	8	15	1.0-9	0.0-0	1/0	2	0-0
Career	19/9	12	11	23	2.5-11	0.5-1	1/0	2	0-0

CAREER BESTS

- Tackles: 3, three times
- Solo Tackles: 3 at West Virginia (9/29/12)
- Sacks: 0.5 vs. Rice (9/24/11)



Scan QR code to view **Nick Johnson's** complete bio at BaylorBears.com

PLAYER SPOTLIGHTS

43 • AARON JONES PK

6-3 • 190 • Jr. • 2L • Crowley, Texas

- Strong-legged 4th-year junior placekicker
- Has made nine career FG on last play of first half
- Connected on 2-of-4 FG (35,22) and was 5-5 on PAT in win over Kansas
- Recorded career-best 14 points with 3 FGs and 5 PATs vs. Texas
- Tied career-high with 9 PATs made at West Virginia
- Tallied 11 points in win over ULM; 2 FGs & 5 PATs
- Scored 12 points in SHSU win to become all-time leading scorer in program history, passing Alfred Anderson's mark of 220
- Made 2-of-4 FG (33,26) and was 6-6 on PAT in win over SHSU
- Made 44-yard FG with 00:00 in 2Q, 7-7 PAT in win over SMU
- Owns or shares 10 school kicking records after breaking kicking points record vs. SMU
- Preseason All-Big 12 by Athlon Sports preseason publications
- Former freshman All-America, semifinalist for 2010 Lou Groza Award
- Starting place kicker in all 13 games in 2011, broke own school record with 105 points scored
- Made 37-yard game-winning field goal with 1:04 remaining to give Baylor 50-48 win over TCU in 2011 season opener
- Former walk-on awarded scholarship prior to sophomore season
- Nickname is "Stork"

CAREER STATISTICS

KICKING

Year	G	PAT-ATT	PCT	FG-ATT	PCT	TP
2010	13	46-47	97.9	19-27	70.4	103
2011	13	75-78	96.2	10-17	58.8	105
2012	8	43-43	100.0	10-16	62.5	73
Career	34	164-168	97.6	39-60	65.0	281

CAREER BESTS

- Points:** 14 at Texas (10/20/12)
- PATs Attempted:** 9 vs. Texas Tech (11/26/11); at WVU (9/29/12)
- PATs Made:** 9 vs. Texas Tech (11/26/11); at WVU (9/29/12)
- FGA:** 4, four times
- FGM:** 3, three times



Scan QR code to view **Aaron Jones'** complete bio at BaylorBears.com

71 • CAMERON KAUFHOLD OL

6-4 • 310 • Sr. • 3L • Friendswood, Texas

- Veteran 5th-year senior lineman
- Averaging coaches grade of 88.3%, with 35 knockdowns thru first 7 games
- Recorded team-high coaches grade of 91% and season-high 8 knockdowns at Texas earning Offensive Lineman of the Week honors
- Missed 2012 spring drills rehabbing injury
- Played in 45 games in career and tied for team lead in category
- 32 career starts are third on team
- Recorded 17 reps in 225-pound bench press
- Graduated in May 2012 with degree in speech communication



Scan QR code to view **Cameron Kaufhold's** complete bio at BaylorBears.com

5 • EDDIE LACKEY LB

6-0 • 220 • Jr. • TR • Murrietta, Calif.

- 1st-year junior college transfer from Riverside (Calif.) CC
- 1 of 11 players on squad who have started 8 games this season
- Registered 5 tackles (1 for loss) in win over Kansas
- Had 13 tackles (8 solo) at ISU
- Tallied 4 tackles and 1 tackle for loss at Texas
- Recorded 8 tackles (6 solo) vs. TCU
- Registered 9 tackles (all solo), career-high 4 TFL & 1 sack at WVU
- Tallied career-high 14 tackles and 1 QB hurry in ULM win
- Notched 3 tackles (2 solo) in win over SHSU
- Made immediate impact with 8 tackles (3 solo) and redzone INT in first-career start, opening win over SMU
- Mid-year signee at linebacker, enrolled at BU in January 2012 and participated in spring drills
- Emerged from spring No.1 on depth chart at Will Linebacker
- Powerful frame at 6-0, 220, hang cleaned 395 lbs.

CAREER STATISTICS

DEFENSE

YEAR	G/GS	UT	AT	TT	TFL-YD	QBS-YD	FF/FR	PBU	INT-YD
2012	8/8	41	21	62	6.0-11	1.0-3	0/0	0	1-23
Career	8/8	41	21	62	6.0-11	1.0-3	0/0	0	1-23

CAREER BESTS

- Tackles:** 14 at ULM (9/21/12)
- Solo Tackles:** 9 at West Virginia (9/29/12)
- Sacks:** 1 at West Virginia (9/29/12)
- Tackles for Loss:** 4 at West Virginia (9/29/12)
- Interceptions:** 1 vs. SMU (9/21/12)



Scan QR code to view **Eddie Lackey's** complete bio at BaylorBears.com

11 • TERRANCE LLOYD DE

6-3 • 235 • Jr. • 2L • Houston, Texas

- Athletic 4th-year junior defensive end, 3rd-year starter
- Tied for team lead in sacks with 3.0
- 1 of 11 players on squad who have started 8 games this season
- Recorded 4 tackles (1 for 10-yard loss) and a sack in win over Kansas
- Had 4 tackles (2 solo) at ISU
- Registered 3 tackles, 2 of which were for loss, at Texas
- Recorded 3 tackles (2 solo) vs. TCU
- Totaled 7 tackles and a sack in 47-42 win over ULM
- Had career game in win over SHSU with career-high 8 tackles (5 solo), 1.0 sack, 2.0 TFL and a forced fumble
- Tallied 2 tackles (1 solo) and 3 QBH in opening win over SMU
- Has team lead with 6.5 career sacks
- 27 career games played, including 25 starts
- Broad jump measured at 10 feet, 4 inches with 4.64 40-yd. dash

CAREER STATISTICS

DEFENSE

YEAR	G/GS	UT	AT	TT	TFL-YD	QBS-YD	FF/FR	PBU	INT-YD
2010	6/4	7	6	13	2.0-11	1.0-10	0/1	0	0-0
2011	13/13	23	13	36	7.0-33	2.5-14	0/1	0	0-0
2012	8/8	21	14	35	5.5-32	3.0-25	1/0	0	0-0
Career	27/25	51	33	84	14.5-76	6.5-49	1/2	0	0-0

CAREER BESTS

- Tackles:** 8 vs. Sam Houston State (9/15/12)
- Solo Tackles:** 5 vs. Sam Houston State (9/15/12)
- Sacks:** 1, six times
- Quarterback Hurries:** 3 vs. TCU (9/2/11), vs. SMU (9/2/12)



Scan QR code to view **Terrance Lloyd's** complete bio at BaylorBears.com

8 • GLASCO MARTIN RB

6-1 • 220 • Jr. • 2L • Round Rock, Texas

- 4th-year, hard-running junior tailback
- Recorded at least 1 rushing TD in 5 of 8 games in 2012
- Rushed for a career-high 157 yards on 11 carries in win over KU
- Carried the ball 15 times for 85 yards and 1 TD vs. UT
- Registered 1st-career 2 TD performance at West Virginia
- Had career-high 18 carries in ULM win
- Scored TD for 2nd straight game in win over SHSU, 9 car., 34 yards
- Started at RB and carried 10 times for 50 yds and TD in SMU win
- Added 10 lbs in offseason, and has squatted 580 lbs.
- Played in 3 games during redshirt freshman season in return from off-season knee surgery
- Played both running back and wide receiver during prep career

CAREER STATISTICS

RUSHING

YEAR	G/GS	ATT	YD	AVG	TD
2010	3/0	9	21	2.3	1
2011	11/0	38	268	6.7	2
2012	8/1	83	468	5.6	6
Career	22/2	132	757	5.7	9

CAREER BESTS

RUSHING

- Attempts:** 18 at ULM (9/21/12)
- Yards:** 157 vs. Kansas (11/3/12)
- Touchdowns:** 2 at West Virginia (9/29/12)
- Longest Rush:** 33 vs. Rice (9/24/11)



Scan QR code to view **Glasco Martin's** complete bio at BaylorBears.com

10 • GARY MASON JR. DE/DT

6-4 • 265 • Sr. • 3L • Waxahachie, Texas

- Veteran 5th-year senior, 3rd-year starting defensive end
- Set a career-high with 7 tackles (5 solo) in season's first start vs. TCU after moving to DT
- Registered 2 tackles and 1 TFL at West Virginia
- Recorded a QB hurry in ULM win
- Had 3 tackles, 2.0 TFL including 1.0 sack in win over SHSU
- Had a tackle and QB hurry in season-opening win over SMU
- 43 career games played is 3rd-highest total on team (27 starts)
- Has 4.5 career sacks
- Sat out 2012 spring drills rehabbing shin injury
- Big, strong DE benched 435 lbs., recorded 32 reps in 225-lb. bench

CAREER STATISTICS

DEFENSE

YEAR	G/GS	UT	AT	TT	TFL-YD	QBS-YD	FF/FR	PBU	INT-YD
2009	9/0	0	3	3	0.0-0	0.0-0	0/0	0	0-0
2010	13/11	13	8	21	3.0-10	1.0-2	0/1	1	1-21
2011	13/8	16	10	26	8.0-32	2.5-23	1/0	2	0-0
2012	8/8	9	7	16	4.5-13	1.0-2	0/0	2	0-0
Career	43/27	39	28	67	15.5-53	4.5-27	1/1	4	1-21

CAREER BESTS

- Tackles:** 7 vs. TCU (10/13/12)
- Solo Tackles:** 5 vs. TCU (10/13/12)
- Sacks:** 1, four times
- Quarterback Hurries:** 2 vs. Kansas State (10/23/10); vs. TCU (9/2/11)



Scan QR code to view **Gary Mason Jr.'s** complete bio at BaylorBears.com

PLAYER SPOTLIGHTS

31 • CHRIS MCALLISTER DE

6-2 • 255 • Jr. • 2L • Converse, Texas

- Has started all 8 games in 2012 at DE
- 1 of 11 players on squad who have started 8 games this season
- Filled stat sheet in win vs. KU (5 tackles [1 for loss], 1 sack, 1 PBU)
- Had 7 tackles (3 solo) at ISU
- Registered 3 tackles and first career forced fumble vs. Texas
- Tallied 7 tackles (5 solo) vs. TCU
- Recorded 3 tackles, a fumble recovery and 1 sack in win over ULM
- Had 13-yard sack in win over Sam Houston State
- 4th year junior, made first-career start in SMU win
- Broke up 2 straight passes, added 1 tackle against SMU
- Fast, strong, recording 415-lb. bench press, hang clean of 390 lbs. and 4.56 40-yard dash
- Second Team Academic All-Big 12 in 2010
- Born in Aschaffenburg, Germany

CAREER STATISTICS

DEFENSE

YEAR	G/GS	UT	AT	TT	TFL-YD	QBS-YD	FF/FR	PBU	INT-YD
2010	13/2	26	16	42	4.5-18	1.0-9	0/1	0	0-0
2011	13/0	5	5	10	1.5-8	1.5-8	0/0	0	0-0
2012	8/8	16	10	26	4.5-26	3.0-22	1/1	4	0-0
Career	34/10	47	31	78	10.5-52	5.5-39	1/2	4	0-0

CAREER BESTS

Tackles: 9 vs. Texas A&M (11/13/10)
Solo Tackles: 6 vs. Oklahoma State (11/6/10)
Passes Broken Up: 2 vs. SMU (9/2/12)
Sacks: 2, two times



Scan QR code to view **Chris McAllister's** complete bio at BaylorBears.com

8 • K.J. MORTON CB/S

5-9 • 175 • Jr. • 1L • Warner Robins, Ga.

- 2nd-year starting cornerback and 2011 All-Big 12 honoree
- Recorded three tackles, a tackle for loss and forced fumble before getting injured in second quarter at Texas
- Had 9 tackles (all solo) vs. TCU
- Tallied season-high 8 tackles in loss at West Virginia
- Picked off first pass of season in win over SHSU, added 6 tackles
- Started at CB, forced fumble that Mike Hicks returned 66 yards for a TD, added 2 tackles in season-opening win over SMU
- Current team leader with 5 career interceptions
- Former JUCO transfer from College of the Sequoias [Calif.]
- Preseason All-Big 12 selection by Phil Steele
- 4 INTs in 2011 were most by BU player since Joe Pawelek (6-2008)

CAREER STATISTICS

DEFENSE

YEAR	G/GS	UT	AT	TT	TFL-YD	QBS-YD	FF/FR	PBU	INT-YD
2011	12/11	61	14	75	1.5-3	0.0-0	0/0	6	4-54
2012	6/6	29	3	32	1.0-8	0.0-0	2/0	1	1-27
Career	18/17	90	17	107	2.5-11	0.0-0	2/0	7	5-81

CAREER BESTS

Tackles: 11 at Texas A&M (10/15/11)
Solo Tackles: 9 vs. Texas (12/3/11)
Interceptions: 2 vs. Texas (12/3/11)
Pass Breakups: 2 at Texas A&M (10/15/11)



Scan QR code to view **K.J. Morton's** complete bio at BaylorBears.com

18 • JORDAN NAJVAR TE

6-6 • 260 • Jr. • 1L • Spring, Texas

- 2011 All-Big 12 selection and starter at tight end
- Junior and former transfer from Stanford in 3rd season at BU
- Last name pronounced NYE-vuhr (like "diver")
- Recovered fumble in end zone in 3rd quarter at Texas for 1st career rushing TD
- Caught TD pass in 2nd straight game with 9-yd. TD in win over SHSU
- Tied career-high with 3 catches for 24 yards vs. SHSU
- Started as part of double TE set with Monk and caught 5-yd TD pass in 1Q of win over SMU
- Preseason All-Big 12 selection (Sporting News, Sports Illustrated)
- Three-time member of Big 12 Commissioner's Honor Roll

CAREER STATISTICS

RECEIVING

YEAR	G/GS	REC	YD	AVG	TD
2011	13/8	15	146	9.7	2
2012	8/1	7	62	8.9	2
Career	21/9	22	208	9.5	4

CAREER BESTS

Receptions: 3 vs. SHSU (9/15/12), at Kansas State (10/11/11)
Receiving Yards: 25 vs. Missouri (11-5-2011)
Touchdown Receptions: 1, four times
Longest Reception: 16 at Texas A&M (10/15/11)



Scan QR code to view **Jordan Najvar's** complete bio at BaylorBears.com

42 • LEVI NORWOOD IR

6-1 • 190 • So. • 1L • Woodway, Texas

- 3rd-year sophomore receiver and returner
- Primary punt returner, No. 1 on depth chart at IR
- Had 2 catches for 32 yards in win over Kansas
- Tallied 2 receptions for 16 yards in loss at Texas
- Hauled in 1 catch for 12 yards vs. TCU
- Registered a career-long 45-yard punt return at West Virginia
- Recorded first career touchdown with 9 yard rush at ULM
- Hauled in career-high 6 catches for 55 yards against ULM
- Made 1st-career start, had 1 catch for 12 yards in SHSU win
- Had 4 receptions for 55 yards and career-long reception (32) in season-opening win over SMU
- Also had career-long punt return of 37 yards in SMU win
- Preseason All-Big 12 selection by *Phil Steele* at punt returner
- Local product from Midway High School in Hewitt, Texas
- Son of Baylor associate head coach Brian Norwood
- Played for BU basketball squad in 2010-11 after football season

CAREER STATISTICS

RECEIVING

YEAR	G/GS	REC	YD	AVG	TD
2011	13/0	6	87	14.5	0
2012	8/5	24	271	11.3	0
Career	21/5	30	358	11.9	0

PUNT RETURNS

YEAR	G/GS	RET	YD	AVG	TD
2011	13/0	12	99	8.2	0
2012	8/5	11	91	8.3	0
Career	21/5	23	190	8.3	0

KICK RETURNS

YEAR	G/GS	RET	YD	AVG	TD
2011	13/0	11	224	20.4	0
2012	8/5	1	21	21.0	0
Career	21/5	12	245	20.4	0

CAREER BESTS

RECEIVING

Receptions: 6 at ULM (9/21/12)
Receiving Yards: 55 vs. SMU (9/2/12) at ULM (9/21/12)
Longest Reception: 32 vs. SMU (9/2/12)

PUNT RETURNS

Returns: 4 vs. SMU (9/2/12)
Yards: 49 vs. SMU (9/2/12)
Longest Return: 45 at West Virginia (9/29/12) vs. TCU(10/13/12)

KICK RETURNS

Returns: 4 vs. Washington (12/29/11)
Yards: 88 vs. Washington (12/29/11)
Longest Return: 29 vs. Washington (12/29/11)



Scan QR code to view **Levi Norwood's** complete bio at BaylorBears.com

PLAYER SPOTLIGHTS

14 • BRYCE PETTY QB

6-3 • 235 • So. • 1L • Midlothian, Texas

- 3rd-year sophomore, No. 2 at quarterback on depth chart
- Scored from a yard out for his first career rushing TD in win over KU
- Took one snap (rush) in loss at Texas
- Saw action at QB in 4Q vs. TCU
- Completed only pass attempt for 8 yds vs. ULM
- Saw action at QB in 4Q of SMU win, threw first-career TD pass
- Former quarterback of USA junior national team in summer of 2009
- Has squatted 545 lbs., broad-jumped 10 feet, 4.5 inches
- Traveled to Kenya for mission trip with Baylor student-athletes in May 2011
- Four-time member of Big 12 Commissioner's Honor Roll


CAREER STATISTICS

OFFENSE

YEAR	G/GS	CMP	ATT	PCT	YDS	INT	TD	LP/OPPONENT
2011	5/0	3	4	75.0	43	0	0	25/Rice
2012	5/0	7	10	70.0	97	0	1	37/SMU (TD)
Career	10/0	10	14	71.4	140	0	1	37/SMU (TD)

CAREER BESTS

- Attempts: 5 vs. SMU (9/2/12)
- Completions: 3 vs. SMU (9/2/12)
- Touchdowns: 1 vs. SMU (9/2/12)



Scan QR code to view **Bryce Petty's** complete bio at BaylorBears.com

16 • TEVIN REESE IR

5-10 • 165 • Jr. • 2L • Temple, Texas

- 2011 All-Big 12 receiver inherited IR position vacated by All-American, first-round NFL draft pick Kendall Wright
- 12 of 13 career TD catches have been of 40+ yards, including all 6 in 2012. Averages 50.8 in 13 career TDs and 42.2 in 6 TDs this season
- 5 career TDs of 60 yards or longer
- 2012 Midseason All-Big 12 (2nd team) by *Phil Steele*
- Had 7 catches for 97 yards and a TD in win over Kansas
- Hauled in five catches for 31 yards in loss at Texas
- Recorded 75 receiving yards vs. TCU
- Ranks 4th in Big 12 in receiving yards per game (85.2)
- Tallied 120 receiving yards (1 TD) at West Virginia
- Hauled in 8 catches for 145 yards and 2 TDs vs. ULM
- Moved over 100-career reception mark with 5 receptions for 91 yards in win over Sam Houston State
- Had 2 catches for 68 yards with 50-yard TD in win over SMU
- Has current 30-game reception streak, t11th-longest nationally
- 2012 Biletnikoff Award watch list
- Preseason All-Big 12 selection by Lindy's, Athlon and Phil Steele
- Ranks 9th in receptions (133) and 8th in yards (1,960) in BU history
- Timed at 4.3 in 40-yard dash
- Vertical jump measured at 45.5 inches, broad jump at 11 feet, 4 in.
- Nickname is "Sweet Feet"


CAREER STATISTICS

RECEIVING

YEAR	G/GS	REC	YD	AVG	TD
2010	13/4	45	401	8.9	0
2011	13/7	51	877	17.2	7
2012	8/7	30	585	19.5	5
Career	33/17	126	1,863	14.8	12

CAREER BESTS

- Receptions: 9 at Colorado (10/16/10)
- Receiving Yards: 163 vs. Missouri (11/5/11)
- Touchdown Receptions: 2 at Kansas (11/12/11); at ULM (11/21/12)
- Longest Reception: 69 vs Oklahoma (11/19/11)




Scan QR code to view **Tevin Reese's** complete bio at BaylorBears.com

68 • CYRIL RICHARDSON OL

6-5 • 335 • Jr. • 2L • Fort Worth, Texas

- 4th-year junior offensive lineman, 2011 All-Big 12 honoree
- 2012 Midseason All-America (1st team) & All-Big 12 (1st team) by *Phil Steele*
- Mid-Season All-America (2nd team) by CBSsports
- Started 22 consecutive games for Baylor on the offensive line
- 2nd-year starter, moved back to guard in spring 2012
- Averaging team-best 88.9% coaches grade and 7.7 knockdowns per game thru 7 games
- Tallied season-best 94% coaches grade in win over Sam Houston
- Recorded team's season-best 9 knockdowns three times (ULM, TCU & ISU)
- Preseason All-Big 12 selection by five different publications
- Listed No. 3 junior OG prospect in NFL Draft by *ESPN's* Mel Kiper
- Played left guard as redshirt freshman in 2010 rookie season, earned Big 12 All-Freshman honors
- Has benched 400 lbs. and squatted team-best 665 lbs.



Scan QR code to view **Cyril Richardson's** complete bio at BaylorBears.com

36 • SPENCER ROTH P

6-4 • 225 • So. • 1L • Knoxville, Tenn.

- 2nd-year returning starting punter
- Ranks 4th in Big 12 in punting avg. (43.8)
- Punted 4 times for a 45.8-yard average vs. KU, including 2 inside 20
- Punted three times for an average of 43.3 yds vs. Texas
- Booted both punts over 50 yards (55, 53) in SHSU win
- Punted 4 times with 3 inside 20 and long of 65 yds in win over SMU
- 2011 Big 12 All-Freshman Team selection
- Young, capable successor in line of recent Baylor All-American punters Derek Epperson and Daniel Sepulveda (both four-year starters)
- Played in 15 of 17 games; only two games missed, team did not punt
- Averaged 40.5 yards on 29 punts for team that led nation in fewest punts in 2011


CAREER STATISTICS

PUNTING

YEAR	G	P	YD	AVG	50+	IN20
2011	11	29	1,174	40.5	3	6
2012	8	22	963	43.8	6	5
Career	19	51	2,137	41.9	9	11

CAREER BESTS

- Punts: 6 vs. Oklahoma (11/19/11)
- Average (min. 4 punts): 45.8 vs. Kansas (11/3/12)
- 50-plus Punts: 2 vs. SHSU (9/15/12), vs. Washington (12/29/11)
- Inside 20: 3 vs. SMU (9/2/12)
- Long Punt: 65 vs. SMU (9/2/12)



Scan QR code to view **Spencer Roth's** complete bio at BaylorBears.com

21 • JARRED SALUBI RB

5-9 • 210 • Sr. • 3L • Waco, Texas

- Last name pronounced suh-LOOB-ee
- Veteran 5th-year starting senior tailback
- Had 9 carries for 46 in 6th game of year vs. Texas
- Tallied a career-high 20 carries (75 yds) at West Virginia
- Carried ball 16 times for 47 yards vs. ULM
- Had team-high 17 rushes for team-high 83 yards in win over SHSU to top 1,000-career-yards plateau, also caught 4 passes for 14 yards
- Led BU in carries (13) and rushing yards (92) with 9-yd TD run in season-opening win over SMU
- Tied for tops on team with 46 career games played (10 starts)
- Had huge game in 2011 Alamo Bowl with 101 yards and two TDs
- Timed at 4.46 in 40-yard dash and squatted 595 lbs.
- Traveled to Kenya for mission trip with BU student-athletes in May 2010 and again in May 2011
- Local product from Waco High School

CAREER STATISTICS

RUSHING

YEAR	G/GS	ATT	YD	AVG	TD
2009	12/3	50	298	6.0	2
2010	13/0	26	215	8.3	2
2011	13/2	58	331	5.7	3
2012	8/5	105	452	4.1	3
Career	46/10	239	1,277	5.3	10

RECEIVING

YEAR	G/GS	REC	YD	AVG	TD
2009	12/3	19	153	8.1	0
2010	13/0	6	35	5.8	0
2011	13/2	4	46	11.0	0
2012	8/5	8	44	5.5	0
Career	46/10	37	278	7.5	0


CAREER BESTS

RUSHING

- Attempts: 20 at West Virginia (9/29/12)
- Yards: 131 vs. Northwestern State (9/26/09)
- Touchdowns: 2 vs. Oklahoma (11/20/10), vs. Washington (12/29/11)
- Longest Rush: 76 vs. Northwestern State (9/26/09)

RECEIVING

- Receptions: 4 vs. SHSU (9/15/12), at Iowa State (10/17/09)
- Receiving Yards: 28 at Oklahoma (10/10/09)
- Touchdown Receptions: none
- Longest Reception: 23 vs. Sam Houston State (9/4/10)



Scan QR code to view **Jarred Salubi's** complete bio at BaylorBears.com

PLAYER SPOTLIGHTS

3 • LANEAR SAMPSON WR

5-11 • 205 • Sr. • 3L • Mesquite, Texas

- First name pronounced **luh-NEER**
- Has current 38-game reception streak, 2nd-longest nationally
- Veteran 5th-year senior and 4th-year starting receiver
- Pulled in six catches for 70 yards and 1 TD at Texas
- Had 2 catches for 20 yards in loss vs. TCU
- Hauled in four catches for a career-high 109 yards at WVU, including career-long 67-yard TD catch on last play of 1st half
- Had career day in win over ULM hauling in 9 catches for 93 yards
- Caught 5 passes for 40 yards in win over Sam Houston State
- Had first-career multiple-TD game with 5 catches for 69 yards and 2 scores in opening win over SMU
- Tied for team lead with 46 career GP, 2nd on team with 39 starts
- Currently ranked 7th in BU history with 152 career receptions, and 10th with 1,743 career receiving yards
- Timed at 4.34 in 40-yard dash, squatted 600 lbs.
- Named to 2009 *Rivals.com* All-Big 12 freshman team
- Traveled to Kenya for mission trip with BU student-athletes in May 2010 and again in May 2011
- Graduated from BU in May 2012 with speech communication degree


CAREER STATISTICS

RECEIVING

YEAR	G/GS	REC	YD	AVG	TD
2009	12/11	29	297	10.2	2
2010	13/10	42	390	9.3	0
2011	13/11	42	572	13.6	3
2012	8/7	39	484	12.4	5
Career	46/39	152	1,743	11.5	10

CAREER BESTS

- Receptions:** 9 vs. Kansas (10/2/10); at ULM (9/21/12)
Receiving Yards: 109 at West Virginia (9/29/12)
Touchdown Receptions: 2 vs. SMU (9/2/12)
Longest Reception: 67 at West Virginia (9/29/12)



Scan QR code to view **Lanear Sampson's** complete bio at BaylorBears.com

25 • LACHE SEASTRUNK RB

5-10 • 205 • So. • SQ • Temple, Texas

- First name is pronounced "lake"
- Former prep All-American transfer from Oregon, sat out 2011
- 2nd-year sophomore reserve running back
- Had career highs with 103 rushing yards and 91 receiving yards and caught his first career TD pass in win vs. KU
- Tallied career-high 7 carries and 56 yards in his 1st career start in loss at Texas
- Registered 5 carries in losses to West Virginia & TCU
- Scored 1st-career TD on only touch of win over SHSU, 15-yd. run
- Broke free for 34-yard gain in first-career game, totaling 39 yards on 3 rushes in opening win over SMU
- Preseason All-Big 12 selection by *Phil Steele*
- Timed at 4.34 in 40-yard dash, vertical jump at 42.5 inches and broad jump of 10 feet, 11 inches
- Had big day at spring scrimmage with 7 carries, for 138 yards, including a 75-yard touchdown

CAREER STATISTICS


RUSHING

YEAR	G/GS	ATT	YD	AVG	TD
2012	8/2	46	284	6.2	1
Totals	8/2	46	284	6.2	1

CAREER BESTS

RUSHING

- Attempts:** 17 vs. Kansas (11/3/12)
Yards: 103 vs. Kansas (11/3/12)
Touchdowns: 1 vs. Sam Houston State (9/15/12)
Longest Rush: 34 vs. SMU (9/2/12)



Scan QR code to view **Lache Seastrunk's** complete bio at BaylorBears.com

7 • DARRYL STONUM WR

6-2 • 195 • Sr. • TR • Stafford, Texas

- Veteran transfer from Michigan in final year of eligibility
- Plays receiver and returner, former All-Big Ten kick returner
- Returned 3 kicks for 79 yards, including season-long of 28 yards at ULM
- Caught 1st TD pass in 1st game at BU, 37-yarder from Bryce Petty
- Totaled 2 catches for 41 yards in season-opening win over SMU
- 1 of 4 WRs on BU team with 1,000-plus career receiving yards

CAREER STATISTICS

RECEIVING

YEAR	G/GS	REC	YD	AVG	TD
2008 (Mich.)	11/10	14	176	12.6	1
2009 (Mich.)	12/3	13	199	15.3	1
2010 (Mich.)	13/12	49	633	12.9	4
2012	8/0	3	51	17.0	1
Career	44/25	79	1,059	17.0	7

KICK RETURNS

YEAR	G/GS	RET	YD	AVG	TD
2008 (Mich.)	11/10	1	24	24.0	0
2009 (Mich.)	12/3	39	1,001	25.7	1
2010 (Mich.)	13/12	22	513	23.3	0
2012	8/0	8	153	19.1	0
Career	44/25	12	1,691	19.6	1


CAREER BESTS (incl. Michigan)

RECEIVING

- Receptions:** 9, vs. Iowa (10/16/10)
Yards: 121, vs. Massachusetts (9/18/10)
Touchdowns: 2, vs. Massachusetts (9/18/10)
Long: 66, vs. Massachusetts (9/18/10)

KICK RETURNS

- Returns:** 7, vs. Indiana (9/26/09)
Yards: 218, vs. Indiana (9/26/09)
Touchdowns: 1, vs. Notre Dame (9/12/09)
Long: 94, vs. Notre Dame (9/12/09)



Scan QR code to view **Darryl Stonum's** complete bio at BaylorBears.com

15 • BRODY TRAHAN LB

5-11 • 250 • Jr. • 2L • Dickinson, Texas

- 4th-year junior linebacker and primary holder on place kicks
- Recorded 3 tackles (1 for loss) in win over Kansas
- Had 5 tackles (2 solo) at ISU
- Backup at Will linebacker
- Tallied 5 tackles, including a tackle-for-loss, vs. TCU
- Recorded 4 tackles (all solo) on special teams in win over SHSU
- Notched 5 tackles (3 solo) in reserve LB role in opening win over SMU
- Former QB utilized on several special teams, also capable of punting
- Recorded 20 reps in 225-pound bench press
- Two-time Academic All-Big 12 and three-time Big 12 Commissioner's Honor Roll selection
- Brother of Baylor director of football operations Beau Trahan


CAREER STATISTICS

DEFENSE

YEAR	G/GS	UT	AT	TT	TFL-YD	QBS-YD	FF/FR	PBU	INT-YD
2010	13/0	3	1	4	0.0-0	0.0-0	0/0	0	0-0
2011	13/3	19	13	32	0.0-0	0.0-0	1/0	1	0-0
2012	8/0	13	10	23	1.5-4	0.0-0	0/0	0	0-0
Career	34/16	35	24	59	1.5-4	0.0-0	1/0	1	0-0

CAREER BESTS

- Tackles:** 7 vs. TCU (9/2/11)
Solo Tackles: 6 vs. TCU (9/2/11)
Passes Broken Up: 1 vs. TCU (9/2/11)




Scan QR code to view **Brody Trahan's** complete bio at BaylorBears.com

78 • IVORY WADE OL

6-4 • 310 • Sr. • 3L • Dickinson, Texas

- Veteran 4th-year senior offensive lineman, 3rd-year starter
- Team-high 39 career starts (all 39 in a row)
- 1 of 10 players on squad who have started 8 games this season
- Averaging coaches grade of 87.9 with 40 knockdowns thru 7 games
- Twice Named Offensive Lineman of the Week (ULM & TCU)
- Had 88% coaches grade with 5 knockdowns in win over SHSU
- Notched an 87% coaches grade with 5 knockdowns in SMU win
- Moved into starting center spot in spring after two seasons at RT
- Preseason All-Big 12 selection by *Athlon Sports* and *Phil Steele*
- Named "Best Offensive Lineman" in state and first-team All-Texas by *Dave Campbell's Texas Football* preseason publication
- Earned Freshman All-America and Big 12 All-Freshman honors in 2009
- Recorded team-high 35 reps in 225-pound bench press, squatted 600 lbs., benched 425 lbs.



Scan QR code to view **Ivory Wade's** complete bio at BaylorBears.com

22 • JOE WILLIAMS CB

5-9 • 190 • Jr. • 1L • St. Louis, Mo.

- 2nd-year junior, returning starter at cornerback
- Recorded 6 tackles (1 for loss), an INT and 2 PBU vs. Kansas
- Had 5 tackles and 2 pass break-ups at ISU
- Registered 5 tackles and 1 PBU in loss at Texas
- Started in loss to TCU, recording 1 tackle and 1 PBU
- Recorded first start of 2012 and 3 tackles at West Virginia
- Tallied season-high 3 tackles and a pass break-up in ULM win
- Saw action as reserve CB, making 1 solo tackle in SMU & SHSU wins
- Former junior college transfer from Fort Scott (Kan.) CC
- Returned only career INT 90 yards for TD vs. Texas Tech in 2011
- Former quarterback, played only one season at CB prior to BU
- Traveled to Kenya for mission trip with Baylor student-athletes in May 2012


CAREER STATISTICS

DEFENSE

YEAR	G/GS	UT	AT	TT	TFL-YD	QBS-YD	FF/FR	PBU	INT-YD
2011	13/9	34	9	43	1.5-2	0.0-0	3/0	12	1-90
2012	8/5	20	5	25	0.5-0	0.0-0	0/0	8	1-0
Career	21/14	54	14	68	2.0-2	0.0-0	3/0	20	2-90

CAREER BESTS

- Tackles:** 6, four times
Solo Tackles: 6 at Oklahoma State (10/29/11)
Interceptions: 1 vs. Texas Tech (11/26/11); vs. Kansas (11/3/12)
Passes Broken Up: 4 vs. Texas A&M (10/15/11)



Scan QR code to view **Joe Williams'** complete bio at BaylorBears.com

PLAYER SPOTLIGHTS

2 • TERRANCE WILLIAMS WR

6-2 • 205 • Sr. • 3L • Dallas, Texas

- 5th-year wide receiver, preseason All-America candidate
- Leads the nation with 167.50 receiving yards per game
- 1 of 10 players on squad who have started 8 games this season
- Recently became the 4th receiver to pass 1,000 single-season receiving mark
- Responsible for BU's 3 longest plays from scrimmage in 2012, TDs of 80, 77, and 74 yards from Nick Florence
- 7 100-yard receiving games this season, 12 in career
- Biletnikoff and Maxwell Award watch lists
- Played all 46 games of career, tied for tops on team (29 starts)
- Just the 5th Baylor receiver to go over 2,000-yard mark
- 2012 Midseason All-America (1st team) & All-Big 12 (1st team) by *Phil Steele*
- Caught 11 passes for 137 yards and a TD in win over Kansas, his fifth consecutive game over 100 yards.
- Hauled in 13 catches (2nd most in BU history) & 190 receiving yards (5th most in BU history) at Iowa State
- Tallied third straight 100-yd game with 183-yd performance (10 catches) and career-long 80-yd TD vs. Texas
- Recorded 163 receiving yards (2 TD) vs. TCU
- Set Baylor's single-game records with 17 receptions and 314 receiving yards at West Virginia
- Mid-Season All-America (2nd team) by CBSsports
- Recorded 5th-career 2 TD game in ULM win
- Pulled in 4 catches and 2 touchdowns vs. ULM
- Led team with 6 catches for 131 yards and 2 TDs in SHSU win
- 131 yards in SHSU game put him over 3,000-career all-purpose yards, good for 6th all-time at Baylor with 3,522
- 131 yards vs. SHSU also marked 7th-career 100-yard receiving game
- Hauled in team-highs with 7 catches for 138 yards in SMU win
- BU all-time receiving charts: 2nd with 25 career TDs, 2nd with 2,842 yards and 3rd with 176 receptions
- Caught historic game-winning 34-yard TD pass from Robert Griffin III with 8 seconds remaining to defeat No. 5 Oklahoma in 2011
- Listed No. 10 wide receiver nationally by *Lindy's* preseason publication
- Ranked No. 2 senior WR NFL prospect by *ESPN's* Mel Kiper
- Timed at 4.48 in 40-yard dash
- Former KR ranks among school's career kickoff return leaders – 6th in yardage (1,180), 7th in average (22.3) and 8th in returns (53)

CAREER STATISTICS

RECEIVING

YEAR	G/GS	REC	YD	AVG	TD
2009	12/0	3	61	20.3	0
2010	13/10	43	484	11.3	4
2011	13/11	59	957	16.2	11
2012	8/8	71	1,340	18.9	10
Career	46/29	176	2,842	16.1	25

KICK RETURNS

YEAR	G/GS	RET	YD	AVG	TD
2009	12/0	31	746	24.1	0
2010	13/10	20	427	21.4	0
2011	13/11	2	7	3.5	0
2012	8/8	0	0	0.0	0
Career	46/29	53	1,180	22.3	0

CAREER BESTS

RECEIVING

Receptions: 17 at West Virginia (9/29/12)

Receiving Yards: 314 at West Virginia (9/29/12)

Touchdown Receptions: 2, seven times

Longest Reception: 80 at Texas (10/20/12)

KICK RETURNS

Returns: 7 at Texas A&M (11/21/09)

Yards: 121 at Texas A&M (11/21/09)

Longest Return: 51 vs. Northwestern State (9/26/09)



Scan QR code to view **Terrance Williams'** complete bio at *BaylorBears.com*

2012 SEASON STATS

OVERALL: 4-4 (HOME 3-1, ROAD 1-3, NEUTRAL 0-0) | BIG 12 CONFERENCE: 1-4 (HOME 1-1, ROAD 0-3, NEUTRAL 0-0)

RESULTS 4-4 (1-4 BIG 12)

DATE	OPPONENT	RESULT	SCORE	ATTEND.	AP RANK	TV
Sept. 2	SMU	W	59-24	43,514	RV —	FSN
Sept. 15	Sam Houston State	W	48-23	44,856	RV —	FCS
Sept. 21	at ULM	W	47-42	31,175	RV —	ESPN
Sept. 29	at West Virginia	L	63-70	60,012	25 9	FX
Oct. 13	TCU	L	21-49	42,524	RV RV	FSN
Oct. 20	at Texas	L	50-56	101,353	— RV	ABC
Oct. 27	at Iowa State	L	21-35	54,877	— —	FSN
Nov. 3	Kansas	W	41-14	39,039	— —	FSN
Nov. 10	at Oklahoma					
Nov. 17	Kansas State					
Nov. 24	vs. Texas Texas					
Dec. 1	Oklahoma State					

TEAM STATISTICS

	BAYLOR	OPPONENTS
SCORING	350	313
Points Per Game	43.8	39.1
FIRST DOWNS	225	219
Rushing	90	90
Passing	122	117
Penalty	13	12
RUSHING YARDAGE	1515	1605
Yards gained rushing	1631	1828
Yards lost rushing	116	223
Rushing Attempts	318	343
Average Per Rush	4.8	4.7
Average Per Game	189.4	200.6
TDs Rushing	18	19
PASSING YARDAGE	3137	2613
Comp-Att-Int	207-321-11	218-336-9
Average Per Pass	9.8	7.8
Average Per Catch	15.2	12.0
Average Per Game	392.1	326.6
TDs Passing	26	24
TOTAL OFFENSE	4652	4218
Total Plays	639	679
Average Per Play	7.3	6.2
Average Per Game	581.5	527.2
KICK RETURNS: #-Yards	33-657	29-618
PUNT RETURNS: #-Yards	13-90	5-77
INT RETURNS: #-Yards	9-170	11-90
KICK RETURN AVERAGE	19.9	21.3
PUNT RETURN AVERAGE	6.9	15.4
INT RETURN AVERAGE	18.9	8.2
FUMBLES-LOST	14-6	13-5
PENALTIES-Yards	59-503	44-358
Average Per Game	62.9	44.8
PUNTS-Yards	24-1056	28-1179
Average Per Punt	44.0	42.1
Net punt average	37.5	37.5
KICKOFFS-Yards	60-3660	53-3298
Average Per Kick	61.0	62.2
Net kick average	48.5	40.4
TIME OF POSSESSION/Game	24:47	35:12
3RD-DOWN Conversions	40/100	80/138
3rd-Down Pct	40%	58%
4TH-DOWN Conversions	15/19	3/14
4th-Down Pct	79%	21%
SACKS BY-Yards	10-69	13-64
MISC YARDS	0	0
TOUCHDOWNS SCORED	46	43
FIELD GOALS-ATTEMPTS	10-16	4-7
ON-SIDE KICKS	0-0	0-2
RED-ZONE SCORES	(35-42) 83%	(29-34) 85%
RED-ZONE TOUCHDOWNS	(27-42) 64%	(25-34) 74%
PAT-ATTEMPTS	(44-44) 100%	(43-43) 100%
ATTENDANCE	169933	247417
Games/Avg Per Game	4/42483	4/61854

SCORE BY QUARTERS	1st	2nd	3rd	4th	Total
Baylor	83	82	92	93	350
Opponents	66	104	63	80	313

RUSHING

	GP	ATT.	GAIN	LOSS	NET	AVG.	TD	LONG	YPG
Martin, Glasco	8	83	470	2	468	5.6	6	43	58.5
Salubi, Jarred	8	105	452	19	433	4.1	3	21	54.1
Seastrunk, Lache	8	46	293	9	284	6.2	1	34	35.5
Florence, Nick	8	65	351	72	279	4.3	5	60	34.9
Reese, Tevin	8	3	17	0	17	5.7	0	12	2.1
Norwood, Levi	8	2	16	0	16	8.0	1	9	2.0
Petty, Bryce	5	9	23	9	14	1.6	1	10	2.8
Williams, Terrance	8	1	8	0	8	8.0	0	8	1.0
Trahan, Brody	8	1	1	0	1	1.0	0	1	0.1
Najvar, Jordan	8	0	0	0	0	0.0	1	0	0.0
TEAM	8	3	0	5	-5	-1.7	0	0	-0.6
Total.....	8	318	1631	116	1515	4.8	18	60	189.4
Opponents.....	8	343	1828	223	1605	4.7	19	84	200.6

PASSING

	G	EFF	CMP-ATT-I	PCT	YDS	TD	LONG	AVG/G
Florence, Nick	8	165.51	199-310-11	64.2	3019	25	80	377.4
Petty, Bryce	5	184.48	7-10-0	70.0	97	1	37	19.4
Norwood, Levi	8	276.40	1-1-0	100.0	21	0	21	2.6
Total.....	8	166.45	207-321-11	64.5	3137	26	80	392.1
Opponents.....	8	148.42	218-336-9	64.9	2613	24	87	326.6

RECEIVING

	G	NO	YDS	AVG	TD	LONG	AVG/G
Williams, Terrance	8	71	1340	18.9	10	80	167.5
Sampson, Laneous	8	39	484	12.4	5	67	60.5
Reese, Tevin	8	37	682	18.4	6	65	85.2
Norwood, Levi	8	24	271	11.3	0	32	33.9
Goodley, Antwan	8	8	66	8.2	1	17	8.2
Salubi, Jarred	8	8	44	5.5	0	15	5.5
Najvar, Jordan	8	7	62	8.9	2	13	7.8
Seastrunk, Lache	8	6	95	15.8	1	68	11.9
Stonum, Darryl	8	3	51	17.0	1	37	6.4
Fuller, Clay	7	2	29	14.5	0	17	4.1
Monk, Jerod	4	1	11	11.0	0	11	2.8
Martin, Glasco	8	1	2	2.0	0	2	0.2
Total.....	8	207	3137	15.2	26	80	392.1
Opponents.....	8	218	2613	12.0	24	87	326.6

TOTAL OFFENSE

	G	PLAYS	RUSH	PASS	TOTAL	AVG/G
Florence, Nick	8	375	279	3019	3298	412.2
Martin, Glasco	8	83	468	0	468	58.5
Salubi, Jarred	8	105	433	0	433	54.1
Seastrunk, Lache	8	46	284	0	284	35.5
Petty, Bryce	5	19	14	97	111	22.2
Norwood, Levi	8	3	16	21	37	4.6
Reese, Tevin	8	3	17	0	17	2.1
Williams, Terrance	8	1	8	0	8	1.0
Trahan, Brody	8	1	1	0	1	0.1
TEAM	8	3	-5	0	-5	-0.6
Total.....	8	639	1515	3137	4652	581.5
Opponents.....	8	679	1605	2613	4218	527.2

2012 SEASON STATS

OVERALL: 4-4 (HOME 3-1, ROAD 1-3, NEUTRAL 0-0) | BIG 12 CONFERENCE: 1-4 (HOME 1-1, ROAD 0-3, NEUTRAL 0-0)

SCORING

	TD	FGS	PATs					SAF	PTS
			KICK	RUSH	RVC	PASS	DXP		
Jones, Aaron	0	10-16	43-43	0-0	0	0-0	0	0	73
Williams, Terrance	10	0-0	0-0	0-0	0	0-0	0	0	60
Reese, Tevin	6	0-0	0-0	0-0	0	0-0	0	0	36
Martin, Glasco	6	0-0	0-0	0-0	0	0-0	0	0	36
Florence, Nick	5	0-0	0-0	0-1	0	0-1	0	0	30
Sampson, Laneous	5	0-0	0-0	0-0	0	0-0	0	0	30
Salubi, Jarred	3	0-0	0-0	0-0	0	0-0	0	0	18
Najvar, Jordan	3	0-0	0-0	0-0	0	0-0	0	0	18
Seastrunk, Lache	2	0-0	0-0	0-0	0	0-0	0	0	12
Goodley, Antwan	1	0-0	0-0	0-0	0	0-0	0	0	6
Petty, Bryce	1	0-0	0-0	0-0	0	0-0	0	0	6
Norwood, Levi	1	0-0	0-0	0-0	0	0-0	0	0	6
Jones, Darius	1	0-0	0-0	0-0	0	0-0	0	0	6
Stonum, Darryl	1	0-0	0-0	0-0	0	0-0	0	0	6
Hicks, Mike	1	0-0	0-0	0-0	0	0-0	0	0	6
Lye, Kolton	0	0-0	1-1	0-0	0	0-0	0	0	1
Total.....	46	10-16	44-44	0-1	0	0-1	0	0	350
Opponents.....	43	4-7	43-43	0-0	0	0-0	0	0	313

PUNT RETURNS

	NO	YDS	AVG	TD	LONG
Norwood, Levi	11	91	8.3	0	45
Jones, Darius	1	-1	-1.0	0	0
TEAM	1	0	0.0	0	0
Total.....	13	90	6.9	0	45
Opponents.....	5	77	15.4	0	49

KICK RETURNS

	NO	YDS	AVG	TD	LONG
Goodley, Antwan	18	361	20.1	0	28
Stonum, Darryl	8	153	19.1	0	28
Jones, Darius	3	60	20.0	0	28
Goodson, Demetri	2	49	24.5	0	27
Seastrunk, Lache	1	13	13.0	0	13
Norwood, Levi	1	21	21.0	0	21
Total.....	33	657	19.9	0	28
Opponents.....	29	618	21.3	0	70

INTERCEPTIONS

	NO	YDS	AVG	TD	LONG
Dixon, Ahmad	2	17	8.5	0	14
Goodson, Demetri	1	14	14.0	0	14
Chadwick, Rodney	1	14	14.0	0	14
Lackey, Eddie	1	23	23.0	0	23
Holl, Sam	1	2	2.0	0	2
Williams, Joe	1	0	0.0	0	0
Jones, Darius	1	73	73.0	1	73
Morton, K.J.	1	27	27.0	0	27
Total.....	9	170	18.9	1	73
Opponents.....	11	90	8.2	0	28

FUMBLE RETURNS

	NO	YDS	AVG	TD	LONG
Hicks, Mike	1	66	66.0	1	66
Holl, Sam	1	3	3.0	0	3
Clemons-Valdez, T.	1	8	8.0	0	8
Total.....	3	77	25.7	1	66
Opponents.....	0	0	0.0	0	0

ALL-PURPOSE YARDS

	G	RUSH	REC	PR	KOR	IR	TOT	AVG/G
Williams, Terrance	8	8	1340	0	0	0	1348	168.5
Reese, Tevin	8	17	682	0	0	0	699	87.4
Sampson, Laneous	8	0	484	0	0	0	484	60.5
Salubi, Jarred	8	433	44	0	0	0	477	59.6
Martin, Glasco	8	468	2	0	0	0	470	58.8
Goodley, Antwan	8	0	66	0	361	0	427	53.4
Norwood, Levi	8	16	271	91	21	0	399	49.9
Seastrunk, Lache	8	284	95	0	13	0	392	49.0
Florence, Nick	8	279	0	0	0	0	279	34.9
Stonum, Darryl	8	0	51	0	153	0	204	25.5
Jones, Darius	8	0	0	-1	60	73	132	16.5
Goodson, Demetri	4	0	0	0	49	14	63	15.8
Najvar, Jordan	8	0	62	0	0	0	62	7.8
Fuller, Clay	7	0	29	0	0	0	29	4.1
Morton, K.J.	6	0	0	0	0	27	27	4.5
Lackey, Eddie	8	0	0	0	0	23	23	2.9
Dixon, Ahmad	8	0	0	0	0	17	17	2.1
Chadwick, Rodney	8	0	0	0	0	14	14	1.8
Petty, Bryce	5	14	0	0	0	0	14	2.8
Monk, Jerod	4	0	11	0	0	0	11	2.8
Holl, Sam	8	0	0	0	0	2	2	0.2
Trahan, Brody	8	1	0	0	0	0	1	0.1
TEAM	8	-5	0	0	0	0	-5	-0.6
Total.....	8	1515	3137	90	657	170	5569	696.1
Opponents.....	8	1605	2613	77	618	90	5003	625.4

PUNTING

	NO	YDS	AVG	LONG	TB	FC	I20	BLKD
Roth, Spencer	22	963	43.8	65	2	6	10	0
Florence, Nick	2	93	46.5	54	2	0	0	0
Total.....	24	1056	44.0	65	4	6	10	0
Opponents.....	28	1179	42.1	52	2	10	5	0

FIELD GOALS

	FGM-FGA	PCT	01-19	20-29	30-39	40-49	50-99	LG	BLK
Jones, Aaron	10-16	62.5	0-0	4-5	3-5	3-6	0-0	44	1

KICKOFFS

	NO	YDS	AVG	TB	OB	RETN	NET	YDLN
Jones, Aaron	56	3471	62.0	27	2			
Winkler, Chris	4	189	47.2	0	0			
Total.....	60	3660	61.0	27	2	618	39.5	25
Opponents.....	53	3298	62.2	20	0	657	40.4	24

2012 SEASON STATS OVERALL: 4-4 (HOME 3-1, ROAD 1-3, NEUTRAL 0-0) | BIG 12 CONFERENCE: 1-4 (HOME 1-1, ROAD 0-3, NEUTRAL 0-0)

DEFENSIVE STATISTICS

	GP-GS	SOLO	AST	TOTAL	TFL-YDS	SACKS-YDS	Int-Yds	PBU	QBH	FR-YDS	FF	BLOCK	SAFETY
Dixon, Ahmad	8-8	46	27	73	3.5-13	1.0-9	2-17	1
Hager, Bryce	8-6	37	36	73	5.0-17	1.0-8	.	.	3	.	2	.	.
Lackey, Eddie	8-8	41	21	62	6.0-12	1.0-3	1-23	.	2
Holl, Sam	8-8	37	19	56	1.0-2	.	1-2	2	3	2-3	2	.	.
Casey, Chance	8-6	31	18	49	0.5-1	.	.	2
Lloyd, Terrance	8-8	21	14	35	5.5-32	3.0-25	.	.	4	.	1	.	.
Hicks, Mike	4-4	26	7	33	.	.	.	4	.	1-66	.	.	.
Morton, K.J.	6-6	29	3	32	1.0-8	.	1-27	1	.	.	2	.	.
McAllister, Chris	8-8	16	10	26	4.5-26	3.0-22	.	4	2	1-0	1	.	.
Williams, Joe	8-5	20	5	25	0.5-0	.	1-0	8
Trahan, Brody	8-0	13	10	23	1.5-4
Wilson, Josh	8-1	14	4	18	.	.	.	1
Mason Jr., Gary	8-4	10	7	17	4.5-13	1.0-2	.	2	3
Goodson, Demetri	4-3	15	1	16	2.0-5	.	1-14	2
Johnson, Nick	8-7	7	8	15	1.0-9	.	.	2	1	.	1	.	.
Chadwick, Rodney	8-2	9	5	14	.	.	1-14	1
Jones, Darius	8-0	6	5	11	.	.	1-73
Magee, Javonte	7-0	6	4	10	0.5-0	.	.	.	1
Clemons-Valdez, T.	8-4	2	4	6	1-8	.	.	.
Blackshear, Beau	8-0	4	2	6	1.0-1	.	.	.	1
Kent, Prince	8-0	4	1	5	1.0-1
Golston, Cordarius	8-0	3	2	5
Johnson, JeMarcus	4-0	2	2	4
Burt, Terrell	8-0	1	2	3
Fuller, Clay	7-0	3	.	3
Palmer, Jamal	3-0	2	1	3
Florence, Nick	8-8	2	.	2
Copeland, Tuswani	7-0	1	1	2
Davis, Devante	4-0	.	2	2
Valdez, Michael	3-0	.	1	1
Masumbuko, Suleiman	8-0	.	1	1
Drango, Spencer	8-8	1	.	1
Jones, Aaron	8-0	1	.	1
Norwood, Levi	8-5	1	.	1
Salubi, Jarred	8-5	1	.	1
Benenoch, Josh	2-0	1	.	1
Reese, Tevin	8-7	1	.	1
Total.....	8-0	414	223	637	39-144	10-69	9-170	30	20	5-77	9		
Opponents.....	8-0	386	224	610	33.0-118	13-64	11-90	32	16	6-0	5	1	

2012 SEASON STATS

OVERALL: 4-4 (HOME 3-1, ROAD 1-3, NEUTRAL 0-0) | BIG 12 CONFERENCE: 1-4 (HOME 1-1, ROAD 0-3, NEUTRAL 0-0)

GAME-BY-GAME TEAM STATS

GAME	FINAL SCORE	QUARTERS				1ST DOWNS R-P-PE TOT	RUSHING NO-YDS-TD	PASSING			TOT OFF. PUNTS/FUMB. PEN.		3RD NO-YDS	4TH DNS	REDSACKS			FIELD		POSSESSION TIME					
		1	2	3	4			C-A-I	YDS	TD	ATT-YDS	NO-AVG			F-FL	NO-YDS	DNS	DNS	ZONE	NO-YDS	GOALS	1	2	3	4
Baylor	59	14	10	21	14	9-15-2	26	32-220-2	24-35-0	393	5	67-613	5-45.4	0-0	10-85	2-8	1-1	4-4	0-0	1-1	6:05	5:05	4:30	4:25	20:05
SMU	24	0	3	7	14	5-22-1	28	29-145-0	37-63-2	362	3	92-507	5-44.8	2-1	5-37	12-20	0-0	2-3	0-0	1-2	8:55	9:55	10:30	10:35	39:55
Baylor	48	3	7	14	24	16-10-1	27	39-232-2	24-41-2	312	3	80-544	3-49.0	1-0	11-84	3-12	1-2	6-7	3-19	2-4	7:14	5:02	5:33	7:34	25:23
Sam Houston State	23	3	17	0	3	11-9-2	22	44-126-1	30-39-3	285	1	83-411	4-37.8	2-1	7-48	6-17	0-2	4-5	3-14	3-3	7:46	9:58	9:27	7:26	34:37
Baylor	47	0	24	10	13	14-18-0	32	47-169-2	28-41-2	380	4	88-549	2-47.5	0-0	6-60	7-14	4-4	4-5	2-15	2-2	7:12	6:49	7:01	7:05	28:07
at ULM	42	14	7	7	14	13-16-2	31	43-262-4	28-42-1	298	2	85-560	1-44.0	2-2	8-44	12-17	1-3	3-3	0-0	0-0	7:48	8:11	7:59	7:55	31:53
Baylor	63	14	21	7	21	12-19-3	34	45-119-4	29-47-1	581	5	92-700	2-46.0	1-0	6-56	11-16	1-1	6-7	1-3	0-2	5:36	7:44	5:41	6:39	25:40
at West Virginia	70	14	21	21	14	10-22-1	33	37-151-2	45-51-0	656	8	88-807	2-38.0	0-0	6-78	12-15	0-0	5-5	3-20	0-1	9:24	7:16	9:19	8:21	34:20
Baylor	21	7	0	14	0	8-12-1	21	32-106-1	15-23-4	326	2	55-432	2-32.5	2-2	1-10	4-8	1-1	1-2	2-17	0-0	7:37	3:42	1:51	4:58	18:08
TCU	49	7	7	14	21	14-15-0	29	57-248-3	22-30-0	261	4	87-509	2-52.0	1-0	6-50	14-19	1-3	6-6	4-22	0-0	7:23	11:18	13:09	10:02	41:52
Baylor	50	21	10	12	7	12-12-5	29	44-255-4	30-41-1	352	2	85-607	3-43.3	3-1	5-55	3-12	2-2	7-7	0-0	3-3	4:37	5:52	11:17	7:43	29:29
at Texas	56	14	28	7	7	14-11-2	27	44-251-7	19-31-0	274	1	75-525	4-41.8	2-0	5-52	10-16	0-1	7-7	3-8	0-0	10:23	9:08	3:43	7:17	30:31
Baylor	21	7	7	0	7	3-21-0	24	30-115-1	31-51-1	426	2	81-541	3-39.0	3-3	7-33	8-16	1-4	2-4	0-0	0-0	5:24	5:20	4:42	5:46	21:12
at Iowa State	35	7	14	7	7	11-20-1	32	48-176-0	36-54-1	381	5	102-557	4-36.8	2-1	3-20	12-21	1-2	3-4	0-0	0-1	9:36	9:40	10:18	9:14	38:48
Baylor	41	17	3	14	7	16-15-1	32	49-299-2	26-42-0	367	3	91-666	4-45.8	4-0	13-120	2-14	4-4	5-6	2-15	2-4	7:47	8:08	5:03	9:18	30:16
Kansas	14	7	7	0	0	12-2-3	17	41-246-2	11-26-2	96	0	67-342	4-44.3	2-0	4-29	2-13	0-3	0-2	0-0	0-0	7:13	6:52	9:57	5:42	29:44

Baylor at Oklahoma

Baylor Kansas State

Baylor vs. Texas Tech

Baylor Oklahoma State

GAME-BY-GAME OFFENSIVE STARTERS

OPPONENT	WR	LT	LG	C	RG	RT	TE	IR	WR	QB	RB	
SMU	T. Williams	Drango	Richardson	Wade	Jackson	Baker	Najvar		Goodley	Florence	Martin	Monk (TE)
Sam Houston State	T. Williams	Drango	Richardson	Wade	Kaufhold	Baker		Reese	Sampson	Florence	Salubi	Norwood (IR)
at ULM	T. Williams	Drango	Richardson	Wade	Kaufhold	Baker		Reese	Sampson	Florence	Salubi	Norwood (IR)
at West Virginia	T. Williams	Drango	Richardson	Wade	Kaufhold	Baker		Reese	Sampson	Florence	Salubi	Norwood (IR)
TCU	T. Williams	Drango	Richardson	Wade	Kaufhold	Baker		Reese	Sampson	Florence	Salubi	Goodley (IR)
at Texas	T. Williams	Drango	Richardson	Wade	Kaufhold	Baker		Reese	Sampson	Florence	Seastrunk	Goodley (IR)
at Iowa State	T. Williams	Drango	Richardson	Wade	Kaufhold	Baker		Reese	Sampson	Florence	Salubi	Norwood (IR)
Kansas	T. Williams	Drango	Jackson	Wade	Kaufhold	Baker		Reese	Sampson	Florence	Salubi	Norwood (IR)

at Oklahoma

Kansas State

vs. Texas Tech

Oklahoma State

GAME-BY-GAME DEFENSIVE STARTERS

OPPONENT	DE	DT	NG	DE	CB	WLB	MLB	NB	CS	DS	CB	
SMU	McAllister	Johnson	Clemons-Valdez	Lloyd	Morton	Lackey	Hager	Dixon	Hicks	Holl	Goodson	
Sam Houston State	McAllister	Johnson	Clemons-Valdez	Lloyd	Morton	Lackey	Hager	Dixon	Hicks	Holl	Goodson	
at ULM	McAllister	Johnson	Clemons-Valdez	Lloyd	Morton	Lackey	Hager	Dixon	Casey	Holl	Goodson	
at West Virginia	McAllister		Clemons-Valdez	Lloyd	Morton	Lackey	Hager	Dixon	Casey	Wilson	J. Williams	Holl (LB)
TCU	McAllister	Mason	Johnson	Lloyd	Morton	Lackey	Hager	Dixon	Casey	Holl	J. Williams	
at Texas	McAllister	Mason	Johnson	Lloyd	Morton	Lackey	Hager	Dixon	Casey	Holl	J. Williams	
at Iowa State	McAllister	Mason	Johnson	Lloyd	Casey	Lackey	Chadwick	Dixon	Hicks	Holl	J. Williams	
Kansas	McAllister	Mason	Johnson	Lloyd	Casey	Lackey	Chadwick	Dixon	Hicks	Holl	J. Williams	

at Oklahoma

Kansas State

vs. Texas Tech

Oklahoma State

2012 SEASON STATS OVERALL: 4-4 (HOME 3-1, ROAD 1-3, NEUTRAL 0-0) | BIG 12 CONFERENCE: 1-4 (HOME 1-1, ROAD 0-3, NEUTRAL 0-0)

GAME-BY-GAME PASSING

NICK FLORENCE	COMP	ATT	INT	PCT	YDS	TD	LONG	SACKS	EFF.	BRYCE PETTY	CMP	ATT	INT	PCT	YDS	TD	LONG	SACKS	EFF.
SMU	21	30	0	70.0	341	4	50	0	209.48	SMU	3	5	0	60.0	52	1	37	0	213.36
Sam Houston State	24	41	2	58.5	312	3	42	3	136.85	Sam Houston State	DNP								
at ULM	26	39	2	66.7	351	4	48	0	165.86	at ULM	1	1	0	100.0	8	0	8	0	167.20
at West Virginia	29	47	1	61.7	581	5	67	3	196.39	at West Virginia	DNP								
TCU	12	19	4	63.2	289	2	77	3	183.56	TCU	3	4	0	75.0	37	0	17	1	152.70
at Texas	30	41	1	73.2	352	2	80	3	156.51	at Texas	0	0	0	--	0	0	0	0	--
at Iowa State	31	51	1	60.8	426	2	49	0	139.97	at Iowa State	DNP								
Kansas	26	42	0	61.9	367	3	68	0	158.88	Kansas	0	0	0	--	0	0	0	0	--
at Oklahoma										at Oklahoma									
Kansas State										Kansas State									
vs. Texas Tech										vs. Texas Tech									
Oklahoma State										Oklahoma State									

GAME-BY-GAME RUSHING (No.-Yards-TDs)

PLAYER	NO-YDS-TD	SMU	SHSU	at ULM	at WVU	TCU	at UT	at ISU	KU	at OU	KSU	vs. Tech	OSU
Martin, Glasco	83-468-6	10-50-1	9-34-1	18-58-1	13-39-2	3-17-0	15-85-1	4-28-0	11-157-0				
Salubi, Jarred	105-433-3	13-91-1	17-83-0	16-47-0	20-75-1	12-61-0	9-46-0	11-27-1	7-3-0				
Seastrunk, Lache	46-284-1	3-39-0	1-15-1	1-0-0	5-11-0	5-30-0	7-56-0	7-30-0	17-103-0				
Florence, Nick	65-279-5	3-24-0	9-80-0	9-55-0	7-(-6)-1	8-(-5)-1	11-69-2	8-30-0	10-32-1				
Reese, Tevin	3-17-0	0-0-0	1-12-0	0-0-0	0-0-0	0-0-0	0-0-0	0-0-0	2-5-0				
Norwood, Levi	2-16-1	0-0-0	1-7-0	1-9-1	0-0-0	0-0-0	0-0-0	0-0-0	DNP				
Petty, Bryce	1-14-1	2-8-0	DNP	1-2-0	DNP	4-3-0	1-0-0	DNP	1-1-1				
Williams, Terrance	1-8-0	1-8-0	0-0-0	0-0-0	0-0-0	0-0-0	0-0-0	0-0-0	DNP				
Trahan, Brody	1-1-0	0-0-0	1-1-0	0-0-0	0-0-0	0-0-0	0-0-0	0-0-0	DNP				
Najvar, Jordan	0-0-1	0-0-0	0-0-0	0-0-0	0-0-0	0-0-0	0-0-1	0-0-0	DNP				

GAME-BY-GAME RECEIVING (No.-Yards-TDs)

PLAYER	NO-YDS-TD	SMU	SHSU	at ULM	at WVU	TCU	at UT	at ISU	KU	at OU	KSU	vs. Tech	OSU
Williams, Terrance	71-1,340-10	7-138-0	6-131-2	4-84-2	17-314-2	3-163-2	10-183-1	13-190-0	11-137-1				
Sampson, Lanear	39-484-5	5-69-2	5-40-0	9-93-0	4-109-1	2-20-0	6-70-1	7-73-1	1-10-0				
Reese, Tevin	37-682-6	2-68-1	5-91-0	8-145-2	4-120-1	4-75-0	5-31-0	2-55-1	7-97-1				
Norwood, Levi	24-271-0	4-55-0	1-12-0	6-55-0	2-21-0	1-12-0	2-16-0	6-68-0	2-32-0				
Goodley, Antwan	8-66-1	2-6-0	0-0-0	0-0-0	1-7-1	2-19-0	3-34-0	0-0-0	0-0-0				
Salubi, Jarred	8-44-0	0-0-0	4-14-0	1-3-0	0-0-0	0-0-0	2-12-0	1-15-0	0-0-0				
Najvar, Jordan	7-62-2	1-5-1	3-24-1	0-0-0	0-0-0	1-8-0	0-0-0	2-25-0	0-0-0				
Seastrunk, Lache	6-95-1	0-0-0	0-0-0	0-0-0	0-0-0	0-0-0	1-4-0	0-0-0	5-91-1				
Stonum, Darryl	3-51-1	2-41-1	0-0-0	0-0-0	1-10-0	0-0-0	0-0-0	0-0-0	0-0-0				
Monk, Jerod	1-11-0	1-11-0	0-0-0	0-0-0	0-0-0	DNP	DNP	DNP	DNP				
Martin, Glasco	1-2-0	0-0-0	0-0-0	0-0-0	0-0-0	0-0-0	1-2-0	0-0-0	0-0-0				

GAME-BY-GAME PUNTING

SPENCER ROTH	NO	YDS	AVG	LONG	I20	TB	50+	60+
SMU	4	173	43.2	65	3	0	1	1
Sam Houston State	2	108	54.0	55	0	0	2	0
at ULM	2	95	47.5	58	0	1	1	0
at West Virginia	2	92	46.0	54	2	0	1	0
TCU	2	65	32.5	45	0	0	0	0
at Texas	3	130	43.3	49	1	0	0	0
at Iowa State	3	117	39.0	47	2	0	0	0
Kansas	4	183	45.8	62	2	1	1	1
at Oklahoma								
Kansas State								
vs. Texas Tech								
Oklahoma State								

GAME-BY-GAME KICKING

AARON JONES	PAT	ATT	PCT	FG	ATT	PCT	LONG	PT
SMU	7	7	100.0	1	1	100.0	44	10
Sam Houston State	6	6	100.0	2	4	50.0	41	12
at ULM	5	5	100.0	2	2	100.0	34	11
at West Virginia	9	9	100.0	0	2	0.0	--	9
TCU	3	3	100.0	0	0	--	--	3
at Texas	5	5	100.0	3	3	100.0	44	14
at Iowa State	3	3	100.0	0	0	--	--	3
Kansas	5	5	100.0	2	4	50.0	35	11
at Oklahoma								
Kansas State								
vs. Texas Tech								
Oklahoma State								

2012 SEASON STATS

OVERALL: 4-4 (HOME 3-1, ROAD 1-3, NEUTRAL 0-0) | BIG 12 CONFERENCE: 1-4 (HOME 1-1, ROAD 0-3, NEUTRAL 0-0)

GAME-BY-GAME TACKLES (UT-AT-TOT)

PLAYER	UT-AT-TOTAL	SMU	SHSU	at ULM	at WVU	TCU	at UT	at ISU	KU	at OU	KSU	vs. Tech	OSU
Dixon, Ahmad	46-27-73	5-4-9	4-2-6	6-5-11	5-4-9	8-5-13	8-3-11	6-2-8	4-2-6				
Hager, Bruce	37-36-73	7-7-14	8-2-10	5-10-15	8-7-15	5-2-7	4-5-9	0-0-0	0-3-3				
Lackey, Eddie	41-21-62	3-5-8	2-1-3	8-6-14	9-0-9	6-2-8	2-2-4	7-4-11	4-1-5				
Holl, Sam	37-19-56	2-2-4	6-0-6	4-1-5	2-0-2	6-0-6	5-4-9	8-5-13	4-7-11				
Casey, Chance	31-18-49	2-3-5	0-0-0	0-4-4	6-2-8	10-3-13	2-2-4	10-0-10	1-4-5				
Lloyd, Terrance	21-14-35	1-1-2	5-3-8	4-3-7	2-2-4	2-1-3	2-1-3	2-2-4	3-1-4				
Hicks, Mike	26-7-33	6-3-9	9-0-9	DNP	DNP	DNP	DNP	7-4-11	4-0-4				
Morton, K.J.	29-3-32	2-1-3	6-0-6	3-0-3	7-1-8	9-0-9	2-1-3	DNP	DNP				
McAllister, Chris	16-10-26	0-1-1	1-0-1	2-1-3	1-0-1	3-2-5	2-1-3	3-4-7	4-1-5				
Williams, Joe	20-5-25	1-0-1	0-0-0	3-0-3	3-0-3	0-1-1	4-1-5	5-0-5	3-3-6				
Trahan, Brody	13-10-23	3-2-5	4-0-4	0-0-0	0-0-0	3-2-5	0-1-1	2-3-5	1-2-3				
Wilson, Josh	14-4-18	1-0-1	0-0-0	2-1-3	8-3-11	0-0-0	2-0-2	1-0-1	0-0-0				
Mason, Gary	10-7-17	0-1-1	2-1-3	0-0-0	1-1-2	5-2-7	0-1-1	1-1-2	1-0-1				
Goodson, Demetri	15-1-16	7-0-7	5-0-5	3-1-4	0-0-0	DNP	DNP	DNP	DNP				
Johnson, Nick	7-8-15	0-0-0	1-0-1	0-3-3	3-0-3	2-0-2	0-3-3	0-2-2	1-0-1				
Chadwick, Rodney	9-5-14	0-1-1	0-0-0	0-0-0	0-0-0	2-1-3	0-0-0	7-1-8	0-2-2				
Jones, Darius	6-5-11	0-0-0	2-0-2	0-0-0	0-0-0	0-0-0	3-3-6	1-1-2	0-1-1				
Magee, Javonte	6-4-10	0-1-1	1-0-1	DNP	1-0-1	0-0-0	2-0-2	1-1-2	1-2-3				
Clemons-Valdez, Trevor	2-4-6	1-1-2	0-1-1	1-2-3	0-0-0	0-0-0	0-0-0	0-0-0	0-0-0				
Blackshear, Beau	4-2-6	1-1-2	0-0-0	0-0-0	0-0-0	0-0-0	0-0-0	2-0-2	1-1-2				
Kent, Prince	4-1-5	0-0-0	2-0-2	0-1-1	1-0-1	0-0-0	1-0-1	0-0-0	0-0-0				
Golston, Cordarius	3-2-5	0-0-0	1-0-1	1-1-2	1-0-1	0-0-0	0-0-0	0-0-0	0-1-1				
Johnson, JeMarcus	2-2-4	0-0-0	0-0-0	0-0-0	0-0-0	0-0-0	0-0-0	1-0-1	1-2-3				
Fuller, Clay	3-0-3	DNP	0-0-0	0-0-0	1-0-1	1-0-1	0-0-0	1-0-1	0-0-0				
Palmer, Jamal	2-1-3	DNP	DNP	DNP	DNP	DNP	2-0-2	0-0-0	0-1-1				
Burt, Terrell	1-2-3	1-0-1	0-0-0	0-0-0	0-0-0	0-0-0	0-0-0	0-0-0	0-2-2				
Copeland, Tuswani	1-1-2	0-1-1	0-0-0	0-0-0	DNP	0-0-0	0-0-0	0-0-0	1-0-1				
Davis, Devante	0-2-2	0-0-0	0-0-0	0-0-0	0-0-0	0-0-0	0-0-0	0-0-0	0-2-2				
Benenoch, Josh	1-0-1	1-0-1	0-0-0	DNP	DNP	DNP	DNP	DNP	DNP				
Masumbuko, Suleiman	0-1-1	0-1-1	0-0-0	0-0-0	0-0-0	0-0-0	0-0-0	0-0-0	0-0-0				

GAME-BY-GAME TACKLES FOR LOSS (TFL-YDS)

PLAYER	TFL-YDS	SMU	SHSU	at ULM	at WVU	TCU	at UT	at ISU	KU	at OU	KSU	vs. Tech	OSU
Lackey, Eddie	6.5-12	0.0-0	0.0-0	0.5-0	4.0-8	0.0-0	0.5-2	0.5-1	1.0-1				
Lloyd, Terrance	5.5-32	0.0-0	2.0-5	1.0-11	0.0-0	0.0-0	1.5-6	0.0-0	1.0-10				
Hager, Bryce	5.0-17	0.0-0	3.0-7	0.5-1	0.5-1	1.0-8	0.0-0	0.0-0	0.0-0				
McAllister, Chris	4.5-26	0.0-0	1.0-13	1.0-4	0.0-0	0.0-0	0.0-0	1.5-4	1.0-5				
Mason, Gary	4.5-13	0.0-0	2.0-6	0.0-0	0.5-1	1.0-2	0.0-0	1.0-4	0.0-0				
Dixon, Ahmad	4.0-13	1.0-1	0.0-0	0.0-0	0.0-0	2.0-10	1.0-2	0.0-0	0.0-0				
Goodson, Demetri	2.0-5	1.0-3	1.0-2	0.0-0	0.0-0	DNP	DNP	DNP	DNP				
Trahan, Brody	2.0-4	0.0-0	0.0-0	0.0-0	0.0-0	1.0-1	0.0-0	0.0-0	1.0-3				
Johnson, Nick	1.0-9	0.0-0	0.0-0	0.0-0	0.0-0	0.0-0	0.0-0	0.0-0	1.0-9				
Morton, K.J.	1.0-8	0.0-0	0.0-0	0.0-0	0.0-0	0.0-0	1.0-8	DNP	DNP				
Holl, Sam	1.0-2	1.0-2	0.0-0	0.0-0	0.0-0	0.0-0	0.0-0	0.0-0	0.0-0				
Kent, Prince	1.0-1	0.0-0	0.0-0	0.0-0	1.0-1	0.0-0	0.0-0	0.0-0	0.0-0				
Blackshear, Beau	1.0-1	0.0-0	0.0-0	0.0-0	0.0-0	0.0-0	0.0-0	1.0-1	0.0-0				
Casey, Chance	1.0-1	0.0-0	0.0-0	0.0-0	0.0-0	0.0-0	0.0-0	0.0-0	1.0-1				
Williams, Joe	1.0-0	0.0-0	0.0-0	0.0-0	0.0-0	0.0-0	0.0-0	0.0-0	1.0-0				
Magee, Javonte	1.0-0	0.0-0	0.0-0	DNP	0.0-0	0.0-0	0.0-0	0.0-0	1.0-0				

GAME-BY-GAME SACKS (SACKS-YDS)

PLAYER	SACKS-YDS	SMU	SHSU	at ULM	at WVU	TCU	at UT	at ISU	KU	at OU	KSU	vs. Tech	OSU
Lloyd, Terrance	3.0-25	0.0-0	1.0-4	1.0-11	0.0-0	0.0-0	0.0-0	0.0-0	1.0-10				
McAllister, Chris	3.0-22	0.0-0	1.0-13	1.0-4	0.0-0	0.0-0	0.0-0	0.0-0	1.0-5				
Dixon, Ahmad	1.0-9	0.0-0	0.0-0	0.0-0	0.0-0	1.0-9	0.0-0	0.0-0	0.0-0				
Hager, Bryce	1.0-8	0.0-0	0.0-0	0.0-0	0.0-0	1.0-8	0.0-0	0.0-0	0.0-0				
Lackey, Eddie	1.0-3	0.0-0	0.0-0	0.0-0	1.0-3	0.0-0	0.0-0	0.0-0	0.0-0				
Mason, Gary	1.0-2	0.0-0	1.0-2	0.0-0	0.0-0	0.0-0	0.0-0	0.0-0	0.0-0				

2012 SEASON STATS OVERALL: 4-4 (HOME 3-1, ROAD 1-3, NEUTRAL 0-0) | BIG 12 CONFERENCE: 1-4 (HOME 1-1, ROAD 0-3, NEUTRAL 0-0)

SCORING DRIVES

OPPONENT	PLAYS	YDS	DRIVE TIME	QTR/ CLOCK	DRIVE START	DRIVE PLAY
SMU	10	75	3:42	1st/11:18	BU25	Sampson 6 pass from Florence
SMU	7	74	1:40	1st/06:27	BU26	Najvar 5 pass from Florence
SMU	3	75	0:39	2nd/02:02	BU25	Reese 50 pass from Florence
SMU	6	50	0:59	2nd/00:00	BU23	Jones 44 FG
SMU				3rd/10:22		Hicks 66 fumble return
SMU	9	60	1:59	3rd/06:11	BU40	Salubi 9 run
SMU	2	74	0:33	3rd/02:39	BU26	Sampson 36 pass from Florence
SMU	6	25	2:06	4th/11:34	SM25	Martin 1 run
SMU	4	75	0:49	4th/04:00	BU25	Stonum 37 pass from Petty
SHSU	8	60	2:00	1st/13:00	BU24	Jones 33 FG
SHSU	5	77	1:09	2nd/12:52	BU23	Williams 22 pass from Florence
SHSU	1	9	0:05	3rd/14:10	SH09	Najvar 9 pass from Florence
SHSU	11	66	3:13	3rd/06:17	BU34	Williams 18 pass from Florence
SHSU	3	75	0:44	4th/10:33	BU25	Martin 5 run
SHSU	4	3	1:45	4th/08:48	SH12	Jones 26 FG
SHSU	1	15	0:05	4th/02:10	SH15	Seastrunk 15 run
SHSU				4th/00:12		D. Jones 73 interception return
at ULM	7	75	2:46	2nd/14:22	BU25	Reese 43 pass from Florence
at ULM	11	68	4:09	2nd/07:51	BU32	Martin 1 run
at ULM	1	48	0:07	2nd/05:25	LM48	Williams 48 pass from Florence
at ULM	12	51	1:55	2nd/00:00	BU32	Jones 34 FG
at ULM	4	68	1:13	3rd/08:13	BU32	Reese 46 pass from Florence
at ULM	11	25	3:53	3rd/01:48	LM29	Jones 21 FG
at ULM	14	73	3:44	4th/07:10	BU27	Norwood 9 run
at ULM	8	62	3:15	4th/02:25	BU38	Williams 22 pass from Florence
at WVU	5	67	1:32	1st/09:12	BU33	Salubi 1 run
at WVU	9	54	2:49	1st/02:39	BU46	Martin 7 run
at WVU	4	23	1:03	2nd/09:00	WV23	Martin 1 run
at WVU	2	68	0:30	2nd/06:21	BU32	Reese 65 pass from Florence
at WVU	2	65	0:25	2nd/00:00	BU35	Sampson 67 pass from Florence
at WVU	9	94	1:53	3rd/03:18	BU06	Williams 37 pass from Florence
at WVU	11	63	2:32	4th/14:14	BU37	Florence 1 run
at WVU	11	86	2:59	4th/10:49	BU14	Goodley 7 pass from Florence
at WVU	10	75	2:47	4th/03:08	BU25	Williams 8 pass from Florence
TCU	2	75	0:26	1st/14:34	BU25	Williams 74 pass from Florence
TCU	7	75	1:36	3rd/09:12	BU25	Florence 5 run
TCU	1	77	0:15	3rd/01:13	BU23	Williams 77 pass from Florence
at Texas	1	8	0:08	1st/11:51	UT08	Florence 8 run
at Texas	9	75	2:50	1st/04:08	BU25	Martin 2 run
at Texas	2	82	0:41	1st/02:42	BU18	Williams 80 pass from Florence
at Texas	7	75	2:12	2nd/11:45	BU25	Sampson 7 pass from Florence
at Texas	7	63	1:06	2nd/00:00	BU25	Jones 29 FG
at Texas	7	75	2:39	3rd/12:21	BU25	Najvar 0 fumble recovery
at Texas	11	58	3:10	3rd/07:09	BU17	Jones 42 FG
at Texas	10	53	4:14	3rd/02:12	BU20	Jones 44 FG
at Texas	15	94	5:24	4th/01:57	BU06	Florence 1 run
at ISU	9	80	2:44	1st/05:20	BU20	Salubi 2 run
at ISU	4	67	0:50	2nd/14:53	BU33	Reese 49 pass from Florence
at ISU	8	74	2:18	4th/06:14	BU26	Sampson 3 pass from Florence
Kansas	11	84	2:36	1st/12:24	BU16	Williams 11 pass from Florence
Kansas	1	68	0:10	1st/10:09	BU32	Seastrunk 68 pass from Florence
Kansas	11	58	3:47	1st/03:57		Jones 35 FG
Kansas	17	62	4:44	2nd/01:02		Jones 22 FG
Kansas	4	55	1:01	3rd/10:59	BU45	Petty 1 run
Kansas	6	40	2:05	3rd/02:24	KU40	Florence 7 run
Kansas	4	87	1:18	4th/11:05	BU13	Reese 40 pass from Florence
AVERAGE DRIVE	6.5	60.1	1:50			

LONG PLAYS FROM SCRIMMAGE (25-plus yards)

YDS	PLAY	OPPONENT (QTR)
80	Williams pass from Florence [TD]	at Texas (1st)
77	Williams pass from Florence [TD]	TCU (3rd)
74	Williams pass from Florence [TD]	TCU (1st)
73	Jones interception return [TD]	SHSU (4th)
68	Seastrunk pass from Florence [TD]	Kansas (1st)
67	Sampson pass from Florence [TD]	at WVU (2nd)
66	Hicks fumble return [TD]	SMU (3rd)
65	Reese pass from Florence [TD]	at WVU (2nd)
60	Florence run	SHSU (4th)
50	Williams pass from Florence	at WVU (1st)
50	Reese pass from Florence [TD]	SMU (2nd)
49	Reese pass from Florence [TD]	at ISU (2nd)
48	Williams pass from Florence [TD]	at ULM (2nd)
48	Williams pass from Florence	SMU (3rd)
47	Reese pass from Florence	TCU (3rd)
46	Reese pass from Florence [TD]	at ULM (3rd)
44	Williams pass from Florence	at WVU (4th)
44	Williams pass from Florence	at WVU (4th)
43	Martin run	Kansas (4th)
43	Williams pass from Florence	Kansas (3rd)
43	Reese pass from Florence [TD]	at ULM (2nd)
42	Williams pass from Florence	SHSU (1st)
40	Reese pass from Florence [TD]	Kansas (4th)
39	Reese pass from Florence	at WVU (3rd)
38	Sampson pass from Florence	at ISU (1st)
38	Reese pass from Florence	SHSU (2nd)
37	Martin run	Kansas (4th)
37	Williams pass from Florence [TD]	at WVU (3rd)
37	Stonum pass from Petty [TD]	SMU (4th)
37	Williams pass from Florence	SHSU (1st)
36	Williams pass from Florence	at ISU (4th)
36	Sampson pass from Florence [TD]	SMU (3rd)
34	Seastrunk run	SMU (4th)
33	Williams pass from Florence	at ISU (1st)
33	Williams pass from Florence	SMU (2nd)
32	Williams pass from Florence	at Texas (3rd)
32	Norwood pass from Florence	SMU (1st)
31	Martin run	Kansas (3rd)
27	Sampson pass from Florence	at WVU (2nd)
27	Morton interception return	SHSU (4th)
26	Martin run	at Texas (3rd)
25	Martin run	at ULM (4th)

DRIVES SUPERLATIVES

MOST PLAYS:	17 (FG vs. KU)	FEWEST PLAYS:	1 (TDs 6 times)
MOST YARDS:	94 (TDs at WVU & UT)	FEWEST YARDS:	8 (TD at UT)
LONGEST TIME:	5:24 (at UT)	SHORTEST TIME:	0:05 (TD vs. SHSU)

2012 SEASON STATS

OVERALL: 4-4 (HOME 3-1, ROAD 1-3, NEUTRAL 0-0) | BIG 12 CONFERENCE: 1-4 (HOME 1-1, ROAD 0-3, NEUTRAL 0-0)

BAYLOR SUPERLATIVES

INDIVIDUAL		
Rushes	20	Salubi, Jarred at West Virginia (Sep 29, 2012)
Yards Rushing	157	Martin, Glasco vs Kansas (Nov 03, 2012)
TD Rushes	2	Martin, Glasco at West Virginia (Sep 29, 2012) Florence, Nick at Texas (Oct 20, 2012)
Long Rush	60	Florence, Nick vs SHSU (Sep 15, 2012)
Pass attempts	51	Florence, Nick at Iowa State (Oct 27, 2012)
Pass completions	31	Florence, Nick at Iowa State (Oct 27, 2012)
Yards Passing	581	Florence, Nick at West Virginia (Sep 29, 2012)
TD Passes	5	Florence, Nick at West Virginia (Sep 29, 2012)
Long Pass	80	Florence, Nick at Texas (Oct 20, 2012)
Receptions	17	Williams, Terrance at West Virginia (Sep 29, 2012)
Yards Receiving	314	Williams, Terrance at West Virginia (Sep 29, 2012)
TD Receptions	2	6 times by 3 players
Long Reception	80	Williams, Terrance at Texas (Oct 20, 2012)
Field Goals	3	Jones, Aaron at Texas (Oct 20, 2012)
Long Field Goal	44	Jones, Aaron vs SMU (Sep 02, 2012) Jones, Aaron at Texas (Oct 20, 2012)
Punts	4	Roth, Spencer vs SMU (Sep 02, 2012) Roth, Spencer vs Kansas (Nov 03, 2012)
Punting Avg	54.0	Florence, Nick vs SMU (Sep 02, 2012) Roth, Spencer vs SHSU (Sep 15, 2012)
Long Punt	65	Roth, Spencer vs SMU (Sep 02, 2012)
Punts inside 20	3	Roth, Spencer vs SMU (Sep 02, 2012)
Long Punt Return	45	Norwood, Levi at West Virginia (Sep 29, 2012)
Long Kickoff Return	28	3 times by 3 players
Tackles	15	Hager, Bryce at ULM (Sep 21, 2012) Hager, Bryce at West Virginia (Sep 29, 2012)
Sacks	1.0	10 times by 6 players
Tackles For Loss	4.0	Lackey, Eddie at West Virginia (Sep 29, 2012)
Interceptions	1	9 times by 8 players

TEAM

Rushes	49	vs Kansas (Nov 03, 2012)
Yards Rushing	299	vs Kansas (Nov 03, 2012)
Yards Per Rush	6.9	vs SMU (Sep 02, 2012)
TD Rushes	4	at West Virginia (Sep 29, 2012) at Texas (Oct 20, 2012)
Pass attempts	51	at Iowa State (Oct 27, 2012)
Pass completions	31	at Iowa State (Oct 27, 2012)
Yards Passing	581	at West Virginia (Sep 29, 2012)
Yards Per Pass	14.2	vs TCU (Oct 13, 2012)
TD Passes	5	vs SMU (Sep 02, 2012) at West Virginia (Sep 29, 2012)
Total Plays	92	at West Virginia (Sep 29, 2012)
Total Offense	700	at West Virginia (Sep 29, 2012)
Yards Per Play	9.1	vs SMU (Sep 02, 2012)
Points	63	at West Virginia (Sep 29, 2012)
Sacks By	3	vs SHSU (Sep 15, 2012)
First Downs	34	at West Virginia (Sep 29, 2012)
Penalties	13	vs Kansas (Nov 03, 2012)
Penalty Yards	120	vs Kansas (Nov 03, 2012)
Turnovers	6	vs TCU (Oct 13, 2012)
Interceptions By	3	vs SHSU (Sep 15, 2012)
Punts	5	vs SMU (Sep 02, 2012)
Punting Avg	49.0	vs SHSU (Sep 15, 2012)
Long Punt	65	vs SMU (Sep 02, 2012)
Punts inside 20	3	vs SMU (Sep 02, 2012)
Long Punt Return	45	at West Virginia (Sep 29, 2012)

RED ZONE

OPPONENT	SCORE	TIMES IN		POINTS	TDS	RUSH TDS	PASS TDS	FGS	FAILED TO SCORE INSIDE 20					GAME
		RED ZONE	SCORES						FGA	DOWNES	INT	FUM	HALF	
SMU	59-24	4	4	28	4	2	2	0	0	0	0	0	0	0
SHSU	48-23	7	6	34	4	2	2	2	1	0	0	0	0	0
at ULM	47-42	5	4	19	2	2	0	2	0	0	1	0	0	0
at West Virginia	63-70	7	6	42	6	4	2	0	1	0	0	0	0	0
TCU	21-49	2	1	7	1	1	0	0	0	0	0	0	1	0
at Texas	50-56	7	7	40	5	4	1	2	0	0	0	0	0	0
at Iowa State	21-35	4	2	14	2	1	1	0	0	1	0	1	0	0
Kansas	41-14	6	5	27	3	2	1	2	1	0	0	0	0	0
Totals		42	35	211	27	18	9	8	3	1	1	1	1	0
Opponents		34	29	187	25	13	12	4	1	2	1	0	1	0

SEASON PCT. (OVERALL):	35 of 42 (83.3%)
SEASON PCT. (TDS):	27 of 42 (64.3%)
SEASON PCT. (FGS):	8 of 42 (19.0%)
SEASON PCT. (NO SCORE):	7 of 42 (16.7%)

OPPONENT SUPERLATIVES

INDIVIDUAL		
Rushes	25	Line, Zach, vs SMU (Sep 02, 2012)
Yards Rushing	135	Line, Zach, vs SMU (Sep 02, 2012)
TD Rushes	5	Bergeron, Joe, at Texas (Oct 20, 2012)
Long Rush	84	Johnson, Daje, at Texas (Oct 20, 2012)
Pass attempts	59	Gilbert, G., vs SMU (Sep 02, 2012)
Pass completions	45	Smith, Geno, at West Virginia (Sep 29, 2012)
Yards Passing	656	Smith, Geno, at West Virginia (Sep 29, 2012)
TD Passes	8	Smith, Geno, at West Virginia (Sep 29, 2012)
Long Pass	87	Smith, Geno, at West Virginia (Sep 29, 2012)
Receptions	14	Austin, Tavon, at West Virginia (Sep 29, 2012)
Yards Receiving	303	Bailey, Stedman, at West Virginia (Sep 29, 2012)
TD Receptions	5	Bailey, Stedman, at West Virginia (Sep 29, 2012)
Long Reception	87	Bailey, Stedman, at West Virginia (Sep 29, 2012)
Field Goals	3	Antonio, Miguel, vs SHSU (Sep 15, 2012)
Long Field Goal	31	Antonio, Miguel, vs SHSU (Sep 15, 2012)
Punts	6	Doherty, Ron, vs Kansas (Nov 03, 2012)
Punting Avg	52.0	Perry, Ethan, vs TCU (Oct 13, 2012)
Long Punt	52	Perry, Ethan, vs TCU (Oct 13, 2012)
Punts inside 20	3	King, Alex, at Texas (Oct 20, 2012)
Long Punt Return	49	Diller, Trey, vs SHSU (Sep 15, 2012)
Long Kickoff Return	70	Monroe, D.J., at Texas (Oct 20, 2012)
Tackles	14	Young, R.J., at ULM (Sep 21, 2012)
Sacks	2.0	Garvin, Terence, at West Virginia (Sep 29, 2012) Carter, Sam, vs TCU (Oct 13, 2012)
Tackles For Loss	2.5	Okafor, Alex, at Texas (Oct 20, 2012)
Interceptions	1	11 times by 11 players

TEAM

Rushes	57	vs TCU (Oct 13, 2012)
Yards Rushing	262	at ULM (Sep 21, 2012)
Yards Per Rush	6.1	at ULM (Sep 21, 2012)
TD Rushes	7	at Texas (Oct 20, 2012)
Pass attempts	63	vs SMU (Sep 02, 2012)
Pass completions	45	at West Virginia (Sep 29, 2012)
Yards Passing	656	at West Virginia (Sep 29, 2012)
Yards Per Pass	12.9	at West Virginia (Sep 29, 2012)
TD Passes	8	at West Virginia (Sep 29, 2012)
Total Plays	102	at Iowa State (Oct 27, 2012)
Total Offense	807	at West Virginia (Sep 29, 2012)
Yards Per Play	9.2	at West Virginia (Sep 29, 2012)
Points	70	at West Virginia (Sep 29, 2012)
Sacks By	4	vs TCU (Oct 13, 2012)
First Downs	33	at West Virginia (Sep 29, 2012)
Penalties	8	at ULM (Sep 21, 2012)
Penalty Yards	78	at West Virginia (Sep 29, 2012)
Turnovers	4	vs SHSU (Sep 15, 2012)
Interceptions By	4	vs TCU (Oct 13, 2012)
Punts	6	vs Kansas (Nov 03, 2012)
Punting Avg	52.0	vs TCU (Oct 13, 2012)
Long Punt	52	vs TCU (Oct 13, 2012)
Punts inside 20	3	at Texas (Oct 20, 2012)
Long Punt Return	49	vs SHSU (Sep 15, 2012)

RV/RV BAYLOR 59, SMU 24

**FLOYD CASEY STADIUM • WACO, TEXAS
SEPT. 2, 2012 • ATTENDANCE: 43,514**

Nick Florence threw for 341 yards and four touchdowns, Mike Hicks returned a fumble for a score and Baylor beat SMU 59-24 on Sunday night in the opener for both teams.

For at least one game, Baylor's offense didn't miss a beat with Florence in charge. Florence last started as a freshman in 2009 when he replaced an injured Robert Griffin III for several games. The senior was 21 of 30 and guided Baylor to 613 yards of offense Sunday. The Bears scored at least 45 points for the fifth straight game.

The Mustangs' Garrett Gilbert was 34 of 59 for 286 yards and two touchdowns in his first game since transferring from Texas. Zach Line rushed for 135 yards. The Bears intercepted two of Gilbert's passes and held the Mustangs without a touchdown until late in the third quarter.

POSTGAME NOTES

- Baylor has now won seven consecutive games, the second-longest streak nationally (TCU 8).
- Baylor has also won eight consecutive home games, tied for the fourth-longest active streak nationally (Northern Illinois 15, Michigan State 14, Arkansas 11, Michigan 8).
- Baylor won its fourth consecutive season opener under fifth-year head coach Art Briles.
- Baylor has now won 10 consecutive games over SMU, with the last loss coming by way of a 27-21 defeat in Waco on Oct. 11, 1986.
- Baylor evens the all-time series with SMU at 36-36-7, and 18-18-3 in Waco.
- QB Nick Florence threw for a career-high four touchdowns, eclipsing his previous best of three against Missouri on Nov. 7, 2009.
- WR Terrance Williams totaled 138 yards receiving, his sixth-career 100-yard receiving game.
- IR Levi Norwood posted a career-high four receptions for a career-high 50 yards.
- C Ivory Wade made his team-leading 34th-career start on Sunday.
- LB Eddie Lackey made his first-career interception in the second quarter, picking off SMU's QB Garrett Gilbert at the Baylor 2 yard line.

SCORING SUMMARY

SMU	0	3	7	14	—	24
BAYLOR	14	10	21	14	—	59

1st	11:18	BU	Sampson, Lanear 6 yd pass from Florence, Nick (Jones, Aaron kick)
	06:27	BU	Najvar, Jordan 5 yd pass from Florence, Nick (Jones, Aaron kick)
2nd	12:52	SMU	Hover, Chase 22 yd field goal
	02:02	BU	Reese, Tevin 50 yd pass from Florence, Nick (Jones, Aaron kick)
	00:00	BU	Jones, Aaron 44 yd field goal
3rd	10:22	BU	Hicks, Mike 66 yd fumble recovery (Jones, Aaron kick)
	06:11	BU	Salubi, Jarred 9 yd run (Jones, Aaron kick)
	02:39	BU	Sampson, Lanear 36 yd pass from Florence, Nick (Jones, Aaron kick)
	01:58	SMU	Thompson, D. 42 yd pass from Gilbert, G. (Hover, Chase kick)
4th	11:34	BU	Martin, Glasco 1 yd run (Jones, Aaron kick)
	04:49	SMU	Johnson, Jeremy 4 yd pass from Gilbert, G. (Hover, Chase kick)
	04:00	BU	Stonum, Darryl 37 yd pass from Petty, Bryce (Lye, Kolton kick)
	02:25	SMU	Dieter, Gehrig 40 yd pass from Preston, Conner (Hover, Chase kick)

STATISTICS

TEAM STATS	SMU	BU
FIRST DOWNS	28	26
RUSHES-YARDS (NET)	29-145	32-220
PASSING YDS (NET)	362	393
Passes Att-Comp-Int	63-37-2	35-24-0
TOTAL OFFENSE PLAYS-YARDS	92-507	67-613
Fumble Returns-Yards	0-0	1-66
Punt Returns-Yards	0-0	4-49
Kickoff Returns-Yards	4-76	3-58
Interception Returns-Yards	0-0	2-25
Punts (Number-Avg)	5-44.8	5-45.4
Fumbles-Lost	2-1	0-0
Penalties-Yards	5-37	10-85
Possession Time	39:55	20:05
Third-Down Conversions	12 of 20	2 of 8
Fourth-Down Conversions	0 of 0	1 of 1
Red-Zone Scores-Chances	2-3	4-4
Sacks By: Number-Yards	0-0	0-0

INDIVIDUAL STATISTICS

RUSHING: SMU-Line, Zach 25-135; Wimbley, R. 2-6; Gilbert, G. 2-4. Baylor-Salubi, Jarred 13-91; Martin, Glasco 10-50; Seastrunk, Lache 3-39; Florence, Nick 3-24; Petty, Bryce 2-8; Williams, Terrance 1-8.

PASSING: SMU-Gilbert, G. 34-59-2-286; Preston, Conner 3-4-0-76. Baylor-Florence, Nick 21-30-0-341; Petty, Bryce 3-5-0-52.

RECEIVING: SMU-Johnson, Jeremy 9-76; Johnson, Darius 9-58; Thompson, D. 5-88; Line, Zach 5-21; Dieter, Gehrig 3-64; Holman, Keenan 3-16; Wimbley, R. 2-36; Walker, Ryan 1-3. Baylor-Williams, Terrance 7-138; Sampson, Lanear 5-69; Norwood, Levi 4-55; Reese, Tevin 2-68; Stonum, Darryl 2-41; Goodley, Antwan 2-6;

INTERCEPTIONS: SMU-None. Baylor-Lackey, Eddie 1-23; Holl, Sam 1-2.

FUMBLES: SMU-Johnson, Darius 1-1; Line, Zach 1-0. Baylor-None.

SACKS (UA-A): SMU-None. Baylor-None.

TACKLES (UA-A): SMU-Scott, Jay 8-1; Joyner, Randall 5-2; Reed, Taylor 3-3; Parks, Chris 5-0; Rogers, Cameron 3-2. Baylor-Hager, Bryce 7-7; Hicks, Mike 6-3; Dixon, Ahmad 5-4; Lackey, Eddie 3-5; Goodson, Demetri 7-0.

RV/RV BAYLOR 48, SHSU 23

**FLOYD CASEY STADIUM • WACO, TEXAS
SEPT. 15, 2012 • ATTENDANCE: 44,856**

Nick Florence pulled off the best RG3 impression he could muster, using a 60-yard run to set up the touchdown that helped Baylor pull away late for a 48-23 win that didn't feel comfortable until the final minutes.

Florence passed for 312 yards and three touchdowns, but it was his long run that set up Glasco Martin's 5-yard TD run that put Baylor ahead 31-23 and finally gave the Bears some breathing room in a game they trailed 20-10 at halftime.

Terrance Williams had six receptions for 131 yards for touchdowns on a night the Baylor (2-0) offense sputtered for long stretches.

Baylor had a bye week after its season-opening win over SMU and came out flat against the upset-minded Bearkats. Sam Houston State (1-1) played for the FCS championship last season and clearly wasn't intimidated by a Big 12 opponent.

POSTGAME NOTES

- Baylor has now won eight consecutive games, the second-longest streak nationally (TCU 10).
- Baylor's eight straight wins is tied for the third-longest win streak in program history.
- Baylor has also won nine consecutive home games, tied for the third-longest active streak nationally (Northern Illinois 16, Michigan 10).
- Baylor's nine straight home wins ties the Floyd Casey Stadium all-time record.
- Baylor has won all four all-time meetings with Sam Houston State, all coming in Waco.
- In the 63rd season of Floyd Casey Stadium as home of Baylor football. BU is 181-145-5 (.554) all-time at Floyd Casey Stadium.
- QB Nick Florence eclipsed the 300-yard mark for third time in his career, throwing for 312 yards.
- K Aaron Jones' 33-yard field goal in the first quarter made him the all-time scoring leader in program history, passing Alfred Anderson's career total of 220 points.

SCORING SUMMARY

SHSU	3	17	0	3	—	23
BAYLOR	3	7	14	24	—	48

1st	13:00	BU	Jones, Aaron 33 yd field goal
	05:02	SHSU	Antonio, Miguel 31 yd field goal
2nd	14:01	SHSU	Antonio, Miguel 23 yd field goal
	12:52	BU	Williams, Terrance 22 yd pass from Florence, Nick (Jones, Aaron kick)
	10:00	SHSU	Bell, Brian 1 yd run (Antonio, Miguel kick)
	01:30	SHSU	Flanders, Tim 26 yd pass from Bell, Brian (Antonio, Miguel kick)
3rd	14:10	BU	Najvar, Jordan 9 yd pass from Florence, Nick (Jones, Aaron kick)
	06:17	BU	Williams, Terrance 18 yd pass from Florence, Nick (Jones, Aaron kick)
4th	11:17	SHSU	Antonio, Miguel 28 yd field goal
	10:33	BU	Martin, Glasco 5 yd run (Jones, Aaron kick)
	08:48	BU	Jones, Aaron 26 yd field goal
	02:10	BU	Seastrunk, Lache 15 yd run (Jones, Aaron kick)
	00:12	BU	Jones, Darius 73 yd interception return (Jones, Aaron kick)

STATISTICS

TEAM STATS	SHSU	BU
FIRST DOWNS	22	27
RUSHES-YARDS (NET)	44-126	39-232
PASSING YDS (NET)	285	312
Passes Att-Comp-Int	39-20-3	41-24-2
TOTAL OFFENSE PLAYS-YARDS	83-411	80-544
Fumble Returns-Yards	0-0	1-8
Punt Returns-Yards	2-62	1-5
Kickoff Returns-Yards	6-95	5-89
Interception Returns-Yards	2-28	3-114
Punts (Number-Avg)	4-37.8	3-49.0
Fumbles-Lost	2-1	1-0
Penalties-Yards	7-48	11-84
Possession Time	34:37	25:23
Third-Down Conversions	6 of 17	3 of 12
Fourth-Down Conversions	0 of 2	1 of 2
Red-Zone Scores-Chances	4-5	6-7
Sacks By: Number-Yards	3-14	3-19

INDIVIDUAL STATISTICS

RUSHING: SHSU-Flanders, Tim 16-84; Williams, Torra 1-28; Frank, Ridgeway 3-18; Hill, Keshawn 3-14; Nelson, Chance 1-12; Sincere, Richar 5-9; Robinson, Terra 1-minus 4; Bell, Brian 13-minus 11; TEAM 1-minus 24. Baylor-Salubi, Jarred 17-83; Florence, Nick 9-80; Martin, Glasco 9-34; Seastrunk, Lache 1-15; Reese, Tevin 1-12; Norwood, Levi 1-7; Trahan, Brody 1-1.

PASSING: SHSU-Bell, Brian 20-39-3-285. Baylor-Florence, Nick 24-41-2-312.

RECEIVING: SHSU-Diller, Trey 5-66; Robinson, Terra 4-47; Flanders, Tim 3-56; Nelson, Chance 2-50; Jones, T.J. 2-29; Williams, Torra 2-17; Frank, Ridgeway 1-11; Wilkerson, Bran 1-9. Baylor-Williams, Terrance 6-131; Reese, Tevin 5-91; Sampson, Lanear 5-40; Salubi, Jarred 4-14; Najvar, INTERCEPTIONS: SHSU-Swanson, Dax 1-28; Sneed, Bookie 1-0. Baylor-Jones, Darius 1-73; Morton, K.J. 1-27; Goodson, Demetri 1-14.

FUMBLES: SHSU-Bell, Brian 1-1; TEAM 1-0. Baylor-Norwood, Levi 1-0.

SACKS (UA-A): SHSU-Jackson, Jeremy 1-0; Sanders, Presto 1-0; Brown, Jarrett 1-0. Baylor-McAllister, Chris 1-0; Lloyd, Terrance 1-0; Mason Jr., Gary 1-0.

TACKLES (UA-A): SHSU-Jenkins, Kennet 7-1; Shaw, Robert 7-1; Beauchamp, Jess 5-2; Littleton, Mike 5-2; Taylor, Darnell 4-3. Baylor-Hager, Bryce 8-2; Hicks, Mike 9-0; Lloyd, Terrance 5-3; Morton, K.J. 6-0; Holl, Sam 6-0.

RV/RV BAYLOR 47, NR/RV ULM 42

**MALONE STADIUM • MONROE, LA.
SEPT. 21, 2012 • ATTENDANCE: 31,175**

Nick Florence completed 26 of 39 passes for 351 yards and a career-high four touchdowns to help Baylor beat Louisiana-Monroe 47-42 on Friday night for its ninth straight victory.

With Baylor (3-0) trailing 35-34 in the fourth quarter, Florence led a 14-play, 73-yard drive that ended with Levi Norwood's 9-yard touchdown run off a pitch. Florence added a 22-yard scoring pass to Terrance Williams to put the game out of reach.

Louisiana-Monroe fell to 1-2, dropping its home opener in front of a Malone Stadium-record crowd of 31,175. The Warhawks opened with consecutive overtime games, beating Arkansas and losing to Auburn.

Baylor scored 17 straight points to take a 28-24 lead into the half. The teams combined for 63 first downs and 1,109 yards of total offense and there were only three punts in the game.

The Bears have scored more than 40 points in seven consecutive games and have accumulated over 500 yards of total offense in all nine games in the winning streak. The streak is the second-longest in the nation, one behind TCU.

POSTGAME NOTES

- Tonight's matchup was the first-ever series meeting between Baylor and ULM.
- Terrance Williams, K.J. Morton and Terrance Lloyd served as captains vs. ULM.
- Baylor has now won nine consecutive games, the second-longest streak nationally (TCU 10).
- Baylor's nine straight wins is the longest win streak since a 10-game string spanning 1936-37.
- For the first time this season, the first points of the game weren't scored by Baylor.
- Baylor was held scoreless during the first quarter for the first time since Nov. 12, 2011 vs. Kansas.
- Baylor's 24-point second-quarter tied for the most in a quarter by the Bears this season (fourth-quarter against Sam Houston State).
- With S Sam Holl's fumble recovery in the second quarter, Baylor improved its forced-turnover streak to 16 consecutive games; all 16 games since Bennett's arrival.
- RB Glasco Martin set a career-high with 18 carries -- his previous career high was 10 rushes.

SCORING SUMMARY

BAYLOR	0	24	10	13	—	47
ULM	14	7	7	14	—	42

1st	07:43	ULM	Maye, Tavarese 22 yd pass from Browning, K (Manton, Justin kick)
	01:33	ULM	Washington, M 9 yd run (Manton, Justin kick)
2nd	14:22	BU	Reese, Tevin 43 yd pass from Florence, Nick (Jones, Aaron kick)
	12:00	ULM	Washington, M 48 yd run (Manton, Justin kick)
	07:51	BU	Martin, Glasco 1 yd run (Jones, Aaron kick)
	05:25	BU	Williams, Terrance 48 yd pass from Florence, Nick (Jones, Aaron kick)
	00:00	BU	Jones, Aaron 34 yd field goal
3rd	13:10	ULM	Edwards, Jyruss 58 yd run (Manton, Justin kick)
	08:13	BU	Reese, Tevin 46 yd pass from Florence, Nick (Jones, Aaron kick)
	01:48	BU	Jones, Aaron 21 yd field goal
4th	10:54	ULM	Browning, K 1 yd run (Manton, Justin kick)
	07:10	BU	Norwood, Levi 9 yd run (Florence, Nick rush fumbled)
	02:25	BU	Williams, Terrance 22 yd pass from Florence, Nick (Jones, Aaron kick)
	00:06	ULM	Leonard, Brent 15 yd pass from Browning, K (Manton, Justin kick)

STATISTICS

TEAM STATS	BU	ULM
FIRST DOWNS	32	31
RUSHES-YARDS (NET)	47-169	43-262
PASSING YDS (NET)	380	298
Passes Att-Comp-Int	41-28-2	42-28-1
TOTAL OFFENSE PLAYS-YARDS	88-549	85-560
Fumble Returns-Yards	0-0	0-0
Punt Returns-Yards	1-5	0-0
Kickoff Returns-Yards	5-112	3-70
Interception Returns-Yards	1-14	2-14
Punts (Number-Avg)	2-47.5	1-44.0
Fumbles-Lost	0-0	2-2
Penalties-Yards	6-60	8-44
Possession Time	28:07	31:53
Third-Down Conversions	7 of 14	12 of 17
Fourth-Down Conversions	4 of 4	1 of 3
Red-Zone Scores-Chances	4-5	3-3
Sacks By: Number-Yards	2-15	0-0

INDIVIDUAL STATISTICS

RUSHING: Baylor-Martin, Glasco 18-58; Florence, Nick 9-55; Salubi, Jarred 16-47; Norwood, Levi 1-9; Petty, Bryce 1-2; Seastrunk, Lache 1-0; TEAM 1-minus 2. ULM-Edwards, Jyruss 21-120; Washington, M 7-86; Browning, K 13-49; Leonard, Brent 1-5; Maye, Tavarese 1-2.

PASSING: Baylor-Florence, Nick 26-39-2-351; Petty, Bryce 1-1-0-8; Norwood, Levi 1-1-0-21. ULM-Browning, K 25-39-1-272; Wells, Cody 3-3-0-26.

RECEIVING: Baylor-Sampson, Laneer 9-93; Reese, Tevin 8-145; Norwood, Levi 6-55; Williams, Terrance 4-84; Salubi, Jarred 1-3. ULM-Maye, Tavarese 9-76; Leonard, Brent 8-72; Harper, Colby 5-82; Hamm, JeRon 3-49; Washington, M 1-8; Edwards, Jyruss 1-7; Milton, Keavon 1-4.

INTERCEPTIONS: Baylor-Dixon, Ahmad 1-14. ULM-Ford, DaCorris 1-10; Lewis, R 1-4.

FUMBLES: Baylor-None. ULM-Edwards, Jyruss 2-2.

SACKS (UA-A): Baylor-McAllister, Chris 1-0; Lloyd, Terrance 1-0. ULM-None.

TACKLES (UA-A): Baylor-Hager, Bryce 5-10; Lackey, Eddie 8-6; Dixon, Ahmad 6-5; Lloyd, Terrance 4-3; Holl, Sam 4-1; Goodson, Demetri 3-1; Casey, Chance 0-4. ULM-Young, R.J. 4-10; Lane, Mitch 6-3; Stovall, Ray 4-5; Eddie, Vincent 7-0; Blakes, Cameron 5-1; Smith, Cordero 5-1.

9/7 WEST VIRGINIA 70, 25/24 BAYLOR 63

**MILAN PUSKAR STADIUM • MORGANTOWN, W.VA.
SEPT. 29, 2012 • ATTENDANCE: 60,012**

Nick Florence's record effort came up one touchdown short against No. 9 West Virginia.

The Baylor quarterback broke Heisman Trophy-winning predecessor Robert Griffin III's school record with 581 yards passing but ran out of time as the 25th-ranked Bears fell to the Mountaineers 70-63 on Saturday in the highest-scoring Big 12 game ever.

Florence threw for five touchdowns but couldn't match the output of West Virginia's Geno Smith, who tied a conference mark with eight TD passes and narrowly missed another one with 656 yards passing.

The loss snapped Baylor's nine-game winning streak, the second-longest in the nation.

The Bears' Terrance Williams set a Big 12 record with 314 yards receiving. The old mark was set minutes earlier by West Virginia's Stedman Bailey, who had 303 yards and a school-record five TDs.

POSTGAME NOTES

- Baylor had its 9-game winning streak snapped. It tied for the 2nd-longest in program history, one behind the school-record 10-game string spanning 1936 and 1937.
- Baylor lost for the first time when scoring 40+ points in the Briles era. BU is now 18-1 when scoring 40+ points since Briles' arrival.
- Baylor's 63 points scored were its 2nd-most ever in a conference game (SWC & Big 12), while its 70 points allowed were also 2nd-most even in a conference game.
- For the first time in program history, Baylor had 3 100-yard receivers in a game (Terrance Williams 314, Tevin Reese 120, Laneer Sampson 109).
- WR Terrance Williams set Baylor single-game records with 17 receptions and 314 receiving yards.
- QB Nick Florence broke Baylor's single-game passing record with 581 yards.

SCORING SUMMARY

BAYLOR	14	21	7	21	—	63
WEST VIRGINIA	14	21	21	14	—	70

1st	09:12	BU	Salubi, Jarred 1 yd run (Jones, Aaron kick)
	05:32	WVU	Bailey, Stedman 1 yd run (Bitancourt, Tyle kick)
	02:39	BU	Martin, Glasco 7 yd run (Jones, Aaron kick)
	00:42	WVU	Woods, J.D. 7 yd pass from Smith, Geno (Bitancourt, Tyle kick)
2nd	09:00	BU	Martin, Glasco 1 yd run (Jones, Aaron kick)
	06:55	WVU	Bailey, Stedman 47 yd pass from Smith, Geno (Bitancourt, Tyle kick)
	06:21	BU	Reese, Tevin 65 yd pass from Florence, Nick (Jones, Aaron kick)
	04:54	WVU	Bailey, Stedman 20 yd pass from Smith, Geno (Bitancourt, Tyle kick)
	00:29	WVU	Bailey, Stedman 2 yd pass from Smith, Geno (Bitancourt, Tyle kick)
	00:00	BU	Sampson, Laneer 67 yd pass from Florence, Nick (Jones, Aaron kick)
3rd	12:31	WVU	Austin, Tavon 45 yd pass from Smith, Geno (Bitancourt, Tyle kick)
	09:13	WVU	Austin, Tavon 52 yd pass from Smith, Geno (Bitancourt, Tyle kick)
	05:16	WVU	Bailey, Stedman 1 yd run (Bitancourt, Tyle kick)
	03:18	BU	Williams, T. 37 yd pass from Florence, Nick (Jones, Aaron kick)
4th	14:14	BU	Florence, Nick 1 yd run (Jones, Aaron kick)
	13:55	WVU	Bailey, Stedman 87 yd pass from Smith, Geno (Bitancourt, Tyle kick)
	10:49	BU	Goodley, Antwan 7 yd pass from Florence, Nick (Jones, Aaron kick)
	05:55	WVU	Bailey, Stedman 39 yd pass from Smith, Geno (Bitancourt, Tyle kick)
	03:08	BU	Williams, T. 8 yd pass from Florence, Nick (Jones, Aaron kick)

STATISTICS

TEAM STATS	BU	WVU
FIRST DOWNS	34	33
RUSHES-YARDS (NET)	45-119	37-151
PASSING YDS (NET)	581	656
Passes Att-Comp-Int	29-47-1	45-51-0
TOTAL OFFENSE PLAYS-YARDS	92-700	88-807
Fumble Returns-Yards	0-0	0-0
Punt Returns-Yards	2-45-0	1-(-1)-0
Kickoff Returns-Yards	8-166	3-84
Interception Returns-Yards	0-0	1-0
Punts (Number-Avg)	2-46.0	2-38.0
Fumbles-Lost	1-0	0-0
Penalties-Yards	6-56	6-78
Possession Time	25:40	34:20
Third-Down Conversions	11 of 16	12 of 15
Fourth-Down Conversions	1 of 1	0 of 0
Red-Zone Scores-Chances	6-7	5-5
Sacks By: Number-Yards	1-3	3-20

INDIVIDUAL STATISTICS

RUSHING: Baylor-Salubi, Jarred 20-75; Martin, Glasco 13-39; Seastrunk, Lache 5-11. West Virginia-Bailey, Andrew 25-82; Smith, Geno 5-31; Garrison, D. 3-28; Woods, J.D. 1-16.

PASSING: Baylor-Florence, Nick 29-47-1-581. West Virginia-Smith, Geno 45-51-0-656.

RECEIVING: Baylor-Williams, Terrance 17-314; Reese, Tevin 4-120; Sampson, Laneer 4-109. West Virginia-Austin, Tavon 14-215; Bailey, Stedman 13-303; Woods, J.D. 13-114.

INTERCEPTIONS: Baylor-None. West Virginia-Cook, Darwin 1-0.

FUMBLES: Baylor-TEAM 1-0. West Virginia-None.

SACKS (UA-A): Baylor-Lackey, Eddie 1-0. West Virginia-Garvin, Terence 2-0; Rigg, Doug 1-0.

TACKLES (UA-A): Baylor-Hager, Bryce 8-7; Wilson, Josh 8-3; Lackey, Eddie 9-0; Dixon, Ahmad 5-4; Morton, K.J. 7-1; Casey, Chance 6-2; Lloyd, Terrance 2-2; Williams, Joe 3-0. West Virginia-Bruce, Isaiah 6-7; Joseph, Karl 6-2; Rigg, Doug 5-3; Miller, Pat 7-0; Francis, Josh 6-1; Garvin, Terence 2-4; Clarke, Will 5-0; Hope, Garrett 2-1; Rowell, Shaq 1-2; Anderson, Tyler 2-0; Banks, Ishmael 2-0.

RV/23 TCU 49, RV/RV BAYLOR 21

FLOYD CASEY STADIUM • WACO, TEXAS
OCT. 13, 2012 • ATTENDANCE: 42,524

Trevone Boykin threw for 261 yards and four touchdowns, all those scores coming on third-down plays, and TCU won 49-21 at Baylor on Saturday night to end the Bears' nine-game home winning streak.

The Horned Frogs took advantage of six turnovers by Baylor (3-2, 0-2). That included four interceptions by **Nick Florence**, who had TD passes of 74 and 77 yards to **Terrance Williams**.

Baylor's home winning streak had included a wild season-opening 50-48 victory over the Frogs last year, months before TCU joined the Bears in the Big 12. This was the first game between the teams only about 100 miles apart since 1995, the last year of the Southwest Conference.

TCU was good on 14 of 19 third-down conversions, and even was good on a fourth-and-4 on the go-ahead drive in the second quarter.

The Horned Frogs had the ball for nearly 42 minutes, and had scoring drives of 15 and 16 plays.

POSTGAME NOTES

- Matchup was the 108th meeting in the series that dates back to 1899. Baylor now has a 50-51-7 all-time record against TCU, including a 33-30-5 record in games played in Waco.
- Baylor had its school-record-tying 9-game winning streak at Floyd Casey Stadium snapped. It was tied as the nation's 7th-longest home winning streak entering the game.
- Baylor's 7 first-half points were its fewest since being held to 3 points in the first half of a 31-30 OT win at Kansas on Nov. 12, 2011.
- Baylor posted 432 yards of offense, ending its streak of games with 500+ yards at 10 straight.
- Baylor lost a fumble in the 2nd quarter, its first lost fumble of the season. BU was 1 of only 3 teams nationally without a lost fumble entering the game.

SCORING SUMMARY

TCU	7	7	14	21	—	49
BAYLOR	7	0	14	0	—	21

1st	14:34	BU	Williams, Terrance 74 yd pass from Florence, Nick (Jones, Aaron kick)
	08:56	TCU	White, Cam 18 yd pass from Boykin, Trevone (Oberkrom, Jaden kick)
2nd	02:45	TCU	White, Cam 15 yd pass from Boykin, Trevone (Oberkrom, Jaden kick)
3rd	10:48	TCU	Brown, LaDarius 43 yd pass from Boykin, Trevone (Oberkrom, Jaden kick)
	09:12	BU	Florence, Nick 5 yd run (Jones, Aaron kick)
	01:28	TCU	Boyce, Josh 2 yd run (Oberkrom, Jaden kick)
	01:13	BU	Williams, Terrance 77 yd pass from Florence, Nick (Jones, Aaron kick)
4th	11:29	TCU	Sanders, Laderice 2 yd run (Oberkrom, Jaden kick)
	09:11	TCU	Boyce, Josh 15 yd pass from Boykin, Trevone (Oberkrom, Jaden kick)
	05:33	TCU	Boykin, Trevone 3 yd run (Oberkrom, Jaden kick)

STATISTICS

TEAM STATS	TCU	BU
FIRST DOWNS	29	21
RUSHES-YARDS (NET)	57-248	32-106
PASSING YDS (NET)	261	326
Passes Att-Comp-Int	30-22-0	23-15-4
TOTAL OFFENSE PLAYS-YARDS	87-509	55-432
Fumble Returns-Yards	0-0	0-0
Punt Returns-Yards	0-0	1-13
Kickoff Returns-Yards	2-36	2-30
Interception Returns-Yards	4-47	0-0
Punts (Number-Avg)	2-52.0	2-32.5
Fumbles-Lost	1-0	2-2
Penalties-Yards	6-50	1-10
Possession Time	41:52	18:08
Third-Down Conversions	14 of 19	4 of 8
Fourth-Down Conversions	1 of 3	1 of 1
Red-Zone Scores-Chances	6-6	1-2
Sacks By: Number-Yards	4-22	2-17

INDIVIDUAL STATISTICS

RUSHING: TCU-Catalan, B.J. 17-79; Dean, Aundre 15-73; Boykin, Trevone 16-56; Tucker, Matthew 4-21; Dawson, Skye 2-14; Boyce, Josh 2-3; Sanders, Laderice 1-2. Baylor-Salubi, Jarred 12-61; Seastrunk, Lache 5-30; Martin, Glasco 3-17; Petty, Bryce 4-3; Florence, Nick 8-minus 5.

PASSING: TCU-Boykin, Trevone 22-30-0-261. Baylor-Florence, Nick 12-19-4-289; Petty, Bryce 3-4-0-37.

RECEIVING: TCU-Boyce, Josh 8-85; White, Cam 4-51; Carter, Brandon 3-23; Brown, LaDarius 2-49; Dawson, Skye 2-19; Porter, David 1-14; Tucker, Matthew 1-11; Catalan, B.J. 1-9. Baylor-Reese, Tevin 4-75; Williams, Terrance 3-163; Fuller, Clay 2-29; Sampson, Laneous 2-20; Goodley, Antwan 2-19; Norwood, Levi 1-12; Najvar, Jordan 1-8.

INTERCEPTIONS: TCU-White, Kevin 1-24; Hackett, Chris 1-23; Verrett, Jason 1-0; Carter, Sam 1-0. Baylor-None.

FUMBLES: TCU-Boykin, Trevone 1-0. Baylor-Salubi, Jarred 1-1; Petty, Bryce 1-1.

SACKS (UA-A): TCU-Carter, Sam 2-0; Pierson, Davion 0-1; Cain, Kenny 0-1; Fields, Devonte 1-0. Baylor-Dixon, Ahmad 1-0; Hager, Bryce 1-0.

TACKLES (UA-A): TCU-Hasley, Joel 4-4; Carter, Sam 7-0; Fields, Devonte 5-0; Anderson, Jonathan 4-1; Cain, Kenny 2-2; Verrett, Jason 3-0; Hunter, Chucky 3-0; Olabode, Elisha 3-0; Koontz, Jon 2-1; White, Kevin 2-1; Pierson, Davion 1-1; Hackett, Chris 1-1; Hooker, Geoff 1-0; McFarland, James 1 0; Maoponga, Stansly 0-1. Baylor-Casey, Chance 10-3; Dixon, Ahmad 8-5; Morton, K.J. 9-0; Lackey, Eddie 6-2; Mason Jr., Gary 5-2; Hager, Bryce 5-2; Holl, Sam 6-0; McAllister, Chris 3-2; Trahan, Brody 3-2; Lloyd, Terrance 2-1; Chadwick, Rodney 2-1; Johnson, Nick 2-0; Florence, Nick 1-0; Fuller, Clay 1-0; Salubi, Jarred 1-0; Williams, Joe 0-1.

RV/RV/25 TEXAS 56, BAYLOR 50

DARREL K ROYAL-TEXAS MEMORIAL STADIUM • AUSTIN, TEXAS
OCT. 20, 2012 • ATTENDANCE: 101,353

The scoring at Royal-Memorial Stadium happened early Saturday. It happened late. It happened everywhere in between, too.

When it was over, Texas had five touchdowns from running back Joe Bergeron and a 56-50 victory over the Bears that ended a couple of two-game losing streaks.

The turning point came on the last play of the third quarter, when Baylor running back Glasco Martin fumbled the ball after he was hit by Texas linebacker Steve Edmond. The ball was recovered by safety Mykkele Thompson.

Baylor quarter **Nick Florence** completed 30-of-41 passes for 352 yards and two touchdowns. Florence also ran for 69 yards and two scores. **Terrance Williams** padded his nation-leading 166 yards receiving per game with a 183-yard performance, with one TD.

POSTGAME NOTES

- Baylor's 50 points tied for its 8th-most ever in a conference game (SWC or Big 12).
- Baylor's 50 points tied for the most it has ever scored against Texas (50-7 win in 1989).
- Baylor lost a conference game when scoring 50+ points for the 2nd time in program history (both this season).
- With 183 receiving yards in the game, **WR Terrance Williams** became the 4th receiver in program history with 1,000+ yards in a single season (1,013).
- **QB Nick Florence** moved into 8th place on Baylor's career passing yards list with 4,218.
- **Florence** moved into 8th place on Baylor's career passing TDs list with 28.

SCORING SUMMARY

BAYLOR	21	10	12	7	—	50
TEXAS	14	28	7	7	—	56

1st	14:43	UT	Johnson, Daje 84 yd run (Fera, Anthony kick)
	11:51	BU	Florence, Nick 8 yd run (Jones, Aaron kick)
	06:58	UT	Bergeron, Joe 15 yd run (Fera, Anthony kick)
	04:08	BU	Martin, Glasco 2 yd run (Jones, Aaron kick)
	02:42	BU	Williams, Terrance 80 yd pass from Florence, Nick (Jones, Aaron kick)
2nd	13:57	UT	Bergeron, Joe 2 yd run (Fera, Anthony kick)
	11:45	BU	Sampson, Laneous 7 yd pass from Florence, Nick (Jones, Aaron kick)
	09:38	UT	Bergeron, Joe 9 yd run (Fera, Anthony kick)
	06:18	UT	Gray, Johnathan 25 yd run (Fera, Anthony kick)
	01:06	UT	Bergeron, Joe 4 yd run (Fera, Anthony kick)
	00:00	BU	Jones, Aaron 29 yd field goal
3rd	12:21	BU	Najvar, Jordan 0 yd fumble recovery (Florence, Nick pass failed)
	07:09	BU	Jones, Aaron 42 yd field goal
	06:31	UT	Bergeron, Joe 8 yd run (Fera, Anthony kick)
	02:12	BU	Jones, Aaron 44 yd field goal
4th	12:16	UT	Davis, Mike 15 yd pass from Ash, David (Fera, Anthony kick)
	01:57	BU	Florence, Nick 1 yd run (Jones, Aaron kick)

STATISTICS

TEAM STATS	BU	UT
FIRST DOWNS	29	27
RUSHES-YARDS (NET)	44-255	44-251
PASSING YDS (NET)	352	274
Passes Att-Comp-Int	41-30-1	31-19-0
TOTAL OFFENSE PLAYS-YARDS	85-607	75-525
Fumble Returns-Yards	0-0	0-0
Punt Returns-Yards	1--1	2-16
Kickoff Returns-Yards	3-63	3-107
Interception Returns-Yards	0-0	1-0
Punts (Number-Avg)	3-43.3	4-41.8
Fumbles-Lost	3-1	2-0
Penalties-Yards	5-55	5-52
Possession Time	29:29	30:31
Third-Down Conversions	3 of 12	10 of 16
Fourth-Down Conversions	2 of 2	0 of 1
Red-Zone Scores-Chances	7-7	6-6
Sacks By: Number-Yards	0-0	3-8

INDIVIDUAL STATISTICS

RUSHING: Baylor-Martin, Glasco 15-85; Florence, Nick 11-69; Seastrunk, Lache 7-56; Salubi, Jarred 9-46; Petty, Bryce 1-0; TEAM 1-minus 1; Najvar, Jordan 0-0. Texas-Bergeron, Joe 19-117; Johnson, Daje 7-90; Gray, Johnathan 8-56; Shipley, Jaxon 2-13; Ash, David 2-11; Monroe, D.J. 2-6.

PASSING: Baylor-Florence, Nick 30-41-1-352. Texas-Ash, David 19-31-0-274.

RECEIVING: Baylor-Williams, Terrance 10-183; Sampson, Laneous 6-70; Reese, Tevin 5-31; Goodley, Antwan 3-34; Norwood, Levi 2-16.. Texas-Davis, Mike 6-148; Goodwin, Marqui 3-27; Johnson, Daje 2-14; Grant, D.J. 2-9; McFarland, M.J. 1-29; Jackson, Bryant 1-17; Shipley, Jaxon 1-15..

INTERCEPTIONS: Baylor-None. Texas-Turner, Josh 1-0.

FUMBLES: Baylor-Martin, Glasco 1-1; Florence, Nick 1-0; TEAM 1-0. Texas-Johnson,Daje 1-0; Bergeron, Joe 1-0.

SACKS (UA-A): Baylor-None. Texas-Okafor, Alex 1-1; Reed, Cedric 1-0; Thompson, Kenda 0-1.

TACKLES (UA-A): Baylor-Dixon, Ahmad 8-3; Holl, Sam 5-4; Hager, Bryce 4-5; Jones, Darius 3-3; Williams, Joe 4-1; Lackey, Eddie 2-2; Casey, Chance 2-2; Lloyd, Terrance 2-1; Morton, K.J. 2-1. Texas-Edmond, Steve 6-4; Thompson, Kenda 3-6; Vaccaro, Kenny 6-2; Okafor, Alex 5-3; Cobbs, Demarco 4-3; Diggs, Quandre 5-1; Turner, Josh 4-2; Phillips, Adria 4-2; Thompson, Mykkele 5-0.

IOWA STATE 35, BAYLOR 21

**JACK TRICE STADIUM • AMES, IOWA
OCT. 27, 2012 • ATTENDANCE: 54,877**

Steele Jantz set career highs with 381 yards passing and five touchdowns and Iowa State held off visiting Baylor 35-21 to snap a two-game losing streak.

Nick Florence threw for 426 yards and two touchdowns to lead Baylor (3-4, 0-4) which lost its fourth straight game.

But against a Baylor defense that entered play last in the nation with 44 points allowed per game, Jantz played better than he ever has for the Cyclones.

Terrance Williams had 13 catches for 190 yards for Baylor, which was held to a season-low 21 points for the second time in three weeks.

Iowa State's defense kept giving Jantz the ball back - getting four takeaways and stopping Baylor three times on fourth down - and his offensive line kept giving him time to make plays.

POSTGAME NOTES

- Baylor lost a game when forcing 2+ turnovers for the first time during Phil Bennett's tenure (11-1).
- Baylor was held under 30 points for only the 2nd time in its last 14 games.
- Baylor's offense has averaged at least 6.0 yards-per-play in each of the last 13 games (6.7 ypp vs. ISU).
- Baylor's 2,770 passing yards this season are 7th most in program history.
- WR **Terrance Williams** had 190 receiving yards, moving him into 2nd place on Baylor's single-season receiving yards list (1,203).
- QB **Nick Florence** moved into 4th place on Baylor's single-season passing yards list (2,652) and 7th on its career passing yards list (4,644).

SCORING SUMMARY

BAYLOR	7	7	0	7	—	21
IOWA STATE	7	14	7	7	—	35

1st	05:20	BU	Salubi, Jarred 2 yd run (Jones, Aaron kick)
	00:50	ISU	West, Jarvis 23 yd pass from Jantz, Steele (Arceo, Edwin kick)
2nd	14:53	BU	Reese, Tevin 49 yd pass from Florence, Nick (Jones, Aaron kick)
	08:49	ISU	Gary, Albert 36 yd pass from Jantz, Steele (Arceo, Edwin kick)
	00:27	ISU	West, Jarvis 7 yd pass from Jantz, Steele (Arceo, Edwin kick)
3rd	04:16	ISU	Woody, Jeff 8 yd pass from Jantz, Steele (Arceo, Edwin kick)
4th	08:37	ISU	West, Jarvis 22 yd pass from Jantz, Steele (Arceo, Edwin kick)
	06:14	BU	Sampson, Lanear 3 yd pass from Florence, Nick (Jones, Aaron kick)

STATISTICS

TEAM STATS	BU	ISU
FIRST DOWNS	24	32
RUSHES-YARDS (NET)	30-115	48-176
PASSING YDS (NET)	426	381
Passes Att-Comp-Int	51-31-1	54-36-1
TOTAL OFFENSE PLAYS-YARDS	81-541	102-557
Fumble Returns-Yards	1-3	0-0
Punt Returns-Yards	1-1	0-0
Kickoff Returns-Yards	4-95	3-35
Interception Returns-Yards	1-14	1-1
Punts (Number-Avg)	3-39.0	4-36.8
Fumbles-Lost	3-3	2-1
Penalties-Yards	7-33	3-20
Possession Time	21:12	38:48
Third-Down Conversions	8 of 16	12 of 21
Fourth-Down Conversions	1 of 4	1 of 2
Red-Zone Scores-Chances	2-4	3-4
Sacks By: Number-Yards	0-0	0-0

INDIVIDUAL STATISTICS

RUSHING: Baylor-Seastrunk, Lache 7-30; Florence, Nick 8-30; Martin, Glasco 4-28; Salubi, Jarred 11-27. Iowa State-Johnson, S. 16-73; Jantz, Steele 10-54; White, James 10-42; Woody, Jeff 5-10; West, Jarvis 2-3; Nealy, D. 1-0; Barnett, Jared 2-0; TEAM 2-minus 6.

PASSING: Baylor-Florence, Nick 31-51-1-426. Iowa State-Jantz, Steele 36-52-1-381; Barnett, Jared 0-1-0-0; Tiller, Jerome 0-1-0-0.

RECEIVING: Baylor-Williams, Terrance 13-190; Sampson, Lanear 7-73; Norwood, Levi 6-68; Reese, Tevin 2-55; Najvar, Jordan 2-25; Salubi, Jarred 1-15. Iowa State-West, Jarvis 7-99; Young, Chris 7-61; Brun, Ernst 6-76; Gary, Albert 5-76; Bundrage, Q. 3-24; Tiller, Jerome 2-10; Horne, Aaron 2-9; White, James 2-5; Johnson, S. 1-13; Woody, Jeff 1-8.

INTERCEPTIONS: Baylor-Chadwick, Rodney 1-14. Iowa State-Broomfield, D. 1-1.

FUMBLES: Baylor-Florence, Nick 1-1; Jones, Darius 1-1; Norwood, Levi 1-1. Iowa State-Barnett, Jared 1-0; Jantz, Steele 1-1.

SACKS (UA-A): Baylor-None. Iowa State-None.

TACKLES (UA-A): Baylor-Holl, Sam 8-5; Lackey, Eddie 7-4; Hicks, Mike 7-4; Casey, Chance 10-0; Chadwick, Rodney 7-1; Dixon, Ahmad 6-2; McAllister, Chris 3-4; Williams, Joe 5-0; Trahan, Brody 2-3; Lloyd, Terrance 2-2; Blackshear, Beau 2-0; Magee, Javonte 1-1; Jones, Darius 1-1; Mason Jr., Gary 1-1; Johnson, Nick 0-2; Johnson, JeMarcus 1-0; Fuller, Clay 1-0; Wilson, Josh 1-0. Iowa State-Klein, A.J. 7-6; Knott, Jake 7-4; Reeves, Jeremy 9-0; Watson, Jansen 6-1; Washington, J. 3-2; Laing, Cleyon 3-2; Givens, Durrell 2-3; McDonough, Jake 2-2; Broomfield, D. 2-2; Maggitt, R. 0-4; Brackens, Jared 2-0; George, J. 1-1; Nelson, Rony 1-1; Scott, Willie 0-2; Richardson, SE 1-0; Tuffee, Ethan 1-0; Tiller, Jerome 1-0; Morgan, C.J. 0-1; Simon, Henry 0-1.

BAYLOR 41, KANSAS 14

**FLOYD CASEY STADIUM • WACO, TEXAS
NOV. 3, 2012 • ATTENDANCE: 39,039**

Nick Florence threw for 367 yards and three touchdowns, running back Lache Seastrunk had 194 total yards and Baylor won its first Big 12 game of the season, beating Kansas 41-14 Saturday.

Baylor (4-4, 1-4) led 20-14 at halftime before pulling away in the second half to snap a four-game losing streak.

Florence was 26 of 42 and surpassed 3,000 yards passing for the season. The senior had touchdown passes of 11, 68 and 40 yards.

Seastrunk, a transfer from Oregon who sat out last season, broke free in the Kansas secondary and caught a 68-yard touchdown pass to push Baylor's lead to 14-0 in the first quarter, the Bears' 11th play of 50 or more yards this season. Seastrunk had 103 yards rushing and 91 receiving.

The game was delayed for 46 minutes just before the start of the third quarter after lightning was reported within 7 miles of Floyd Casey Stadium.

POSTGAME NOTES

- Baylor now has an 8-4 all-time record against Kansas, including a 6-0 record in games played in Waco.
- There was a 45-minute delay prior to the start of the second half due to lightning in the area.
- The game marked 103 years since Baylor hosted the nation's first Homecoming in 1909. The Bears are now 40-39-4 all-time in Homecoming games (2-0 vs. Kansas).
- Baylor is now 22-5 when leading at the half during the Briles era (3-0 this season).
- Baylor's defense held Kansas to 96 yards passing, the lowest opponent total since BU held Colorado to 75 passing yards in a 3OT road win in 2006.
- Baylor's defense allowed no passing TDs, the first such occurrence in the last 12 games (since win over Oklahoma in 2011).

SCORING SUMMARY

KANSAS	7	7	0	0	—	14
BAYLOR	17	3	14	7	—	41

1st	12:24	BU	Williams, Terrance 11 yd pass from Florence, Nick (Jones, Aaron kick)
	10:09	BU	Seastrunk, Lache 68 yd pass from Florence, Nick (Jones, Aaron kick)
	07:44	KU	Sims, James 58 yd run (Prolago, Nick kick)
	03:57	BU	Jones, Aaron 35 yd field goal
2nd	05:46	KU	Cummings, Michael 22 yd run (Prolago, Nick kick)
	01:02	BU	Jones, Aaron 22 yd field goal
3rd	10:59	BU	Petty, Bryce 1 yd run (Jones, Aaron kick)
	02:24	BU	Florence, Nick 7 yd run (Jones, Aaron kick)
4th	11:05	BU	Reese, Tevin 40 yd pass from Florence, Nick (Jones, Aaron kick)

STATISTICS

TEAM STATS	KU	BU
FIRST DOWNS	17	32
RUSHES-YARDS (NET)	41-246	49-299
PASSING YDS (NET)	96	367
Passes Att-Comp-Int	26-11-2	42-26-0
TOTAL OFFENSE PLAYS-YARDS	67-342	91-666
Fumble Returns-Yards	0-0	0-0
Punt Returns-Yards	0-0	2--15
Kickoff Returns-Yards	5-115	3-44
Interception Returns-Yards	0-0	2-3
Punts (Number-Avg)	6-44.3	4-45.8
Fumbles-Lost	2-0	4-0
Penalties-Yards	4-29	13-120
Possession Time	29:44	30:16
Third-Down Conversions	2 of 13	2 of 14
Fourth-Down Conversions	0 of 3	4 of 4
Red-Zone Scores-Chances	0-2	5-6
Sacks By: Number-Yards	0-0	2-15

INDIVIDUAL STATISTICS

RUSHING: Kansas-Sims, James 21-126; Cox, Taylor 10-71; Cummings, Michael 4-23; Pierson, Tony 2-18; Bourbon, Brandon 1-5; Crist, Dayne 2-4; Jablonski, Blake 1-minus 1. Baylor-Martin, Glasco 11-157; Seastrunk, Lache 17-103; Florence, Nick 10-32; Reese, Tevin 2-5; Salubi, Jarred 7-3; Petty, Bryce 1-1; TEAM 1-minus 2.

PASSING: Kansas-Cummings, Michael 9-19-2-81; Crist, Dayne 2-7-0-15. Baylor-Florence, Nick 26-42-0-367.

RECEIVING: Kansas-Pick, Kale 3-56; Pierson, Tony 3-14; Sims, James 2-7; Turzilli, Andrew 1-8; Parmalee, Tre' 1-7; Bourbon, Brandon 1-4. Baylor-Williams, Terrance 11-137; Reese, Tevin 7-97; Seastrunk, Lache 5-91; Norwood, Levi 2-32; Sampson, Lanear 1-10.

INTERCEPTIONS: Kansas-None. Baylor-Dixon, Ahmad 1-3; Williams, Joe 1-0.

FUMBLES: Kansas-Sims, James 2-0. Baylor-Florence, Nick 3-0; Roth, Spencer 1-0.

SACKS (UA-A): Kansas-None. Baylor-Lloyd, Terrance 1-0; McAllister, Chris 1-0.

TACKLES (UA-A): Kansas-Heeny, Ben 6-7; Smith, Lubbock 6-3; Brown, Greg 4-5; Sharp, Huldton 2-5; McDougald, Bradley 3-3; Williams, Josh 2-4; Agostinho, Keba 1-3; Goodman, Ben 1-3; Reynolds, Michael 3-0; McDonald, Anthony 2-1; Linton, Dexter 1-2; Tavai, Jordan 1-2; Love, Jake 1-2; Bakare, Tunde 1-2; Miles, Schyler 1-2; Williams, John 1-1; Ford, Josh 1-1; Young, Kevin 0-2; Matthews, Christian 1-0; Jackson, Marquis 1-0; Oporum, Toben 1-0; Pick, Kale 1-0; Bourbon, Brandon 1-0; Willis, Darius 1-0; Shepherd, JaCorey 0-1; Simmons, Victor 0-1. Baylor-Holl, Sam 4-7; Dixon, Ahmad 4-2; Williams, Joe 3-3; Lackey, Eddie 4-1; McAllister, Chris 4-1; Casey, Chance 1-4; Hicks, Mike 4-0; Lloyd, Terrance 3-1; Johnson, JeMarcus 1-2; Magee, Javonte 1-2; Trahan, Brody 1-2; Hager, Bryce 0-3.