



Kansas Coaching Staff:

Charlie Weis (f) Head Coach
Jeff Blasko (pb) Asst. ST/Tight Ends
Tim Grunhard (f) Offensive Line
Rob Ianello (f) Rec. Coord./Wide Receivers
Reggie Mitchell (f) Running Backs
Ron Powlus (f) Quarterbacks
Kyle Brey (f) Offensive GA
Matthew Middleton (pb) Offensive GA
Dave Campo (pb) Def. Coord./Defensive Backs
Clint Bowen (f) ST Coord./Defensive Backs
DeMontie Cross (f) Linebackers
Buddy Wyatt (f) Defensive Line
Maurice Crum, Jr. (pb) Defensive GA
Rod Jones (f) Defensive GA
Game Location (f) - field; (pb) press box

Rankings:

Oklahoma BCS - 9/AP - 10/Coaches - 7
Kansas BCS - NR/AP - NR/Coaches - NR

Television: Fox Sports Net

Joel Meyers Play-by-Play
Brian Baldinger Analyst
Jim Knox Sideline

Radio: Jayhawk Radio Network

Bob Davis Play-by-Play
David Lawrence Analyst
Nate Bukaty Sideline/Locker Room
Josh Klingler Pre- & Post-Game Host
Bob Newton Producer/Engineer
Jason Booker General Manager

Katy Lonergan, Director of Football Communications

Anderson Family Football Complex
1146 Maine Street, Lawrence, KS 66045
O: 785.864.7314 • C: 785.691.7026
katyl@ku.edu • kuathletics.com • @ku_football

Oklahoma (4-1, 2-1 Big 12) Sooners

GAME SEVEN
Date Oct. 20, 2012
Time 6 p.m.
Series Record OU leads 69-27-6
Television FSN
Site Norman, Okla.
Venue Memorial Stadium
Capacity 82,112
Surface Natural grass
Live Stats kuathletics.com
Sirius/XM Radio 138/196

Kansas (1-5, 0-3 Big 12) Jayhawks

What To Watch For ...

- Kansas (1-5 overall, 0-3 Big 12) looks to pick up its first conference victory of the 2012 season when it travels to Oklahoma (4-1, 2-1 Big 12), under first year head coach Charlie Weis, on Saturday, Oct. 20 at 6 p.m.
Kansas trails Oklahoma, 69-27-6, in the all-time series between the two schools. OU has won seven-straight in the series, including a 47-17 win over KU in Lawrence in 2011.
Kansas' last win over the Sooners came in 1997 with a 20-17 win in Lawrence.
KU trails the all-time series vs. OU in Norman 36-13-3--with its last win coming in the form of a 52-24 win in 1996.
Kansas ranks sixth in the NCAA in fewest yards penalized per game at 30.83. The Jayhawks are sixth nationally in fewest penalties per outing at 4.00 per game.
Kansas has had a 100-yard rusher in four of six games this season. Three different players have accomplished the feat, with James Sims (Kansas State and Oklahoma State) and Tony Pierson (South Dakota State and Rice) having done it in more than one game.
KU is 6-8-2 all time in games played on Oct. 20. KU first played a game on Oct. 20 in 1892 with a 14-0 win over Baker. KU has faced OU four times on Oct. 20, with the Sooners winning all four games. The Jayhawks most recently played on Oct. 20 in 2007, taking a 19-14 win at Colorado.
Saturday's game versus OU will mark KU's sixth-straight national broadcast as the game will air on FSN.
The Jayhawks boast an all-time record of 573-574-58 (.499 winning percentage).

2012 KANSAS SCHEDULE

Table with 5 columns: DATE, OPPONENT, SITE, TIME/RESULT, NOTES/SERIES INFORMATION. Rows include games from Sept. 1 to Dec. 1, listing opponents like South Dakota State, Rice, TCU, Northern Illinois, Kansas State, Oklahoma State, Texas, Baylor, Texas Tech, Iowa State, and West Virginia.

Kansas Athletics Communications:

Todd Kober Associate AD for Creative Services
e-mail: tkober@ku.edu

Chris Theisen Assistant AD for Communications
e-mail: theisen@ku.edu

Katy Lonergan* Director of Football Communications
e-mail: katyl@ku.edu
Duties: Primary Football Contact

Mike Cummings* Asst. Communications Director
e-mail: mtc@ku.edu
Duties: Game Program, Secondary Contact

Alissa Bauer Asst. Communications Director
e-mail: anbauer@ku.edu

Brad Gilbert Communications Assistant
e-mail: brgilbert@ku.edu

Kevin McCarty Web Designer
e-mail: kmccarty@ku.edu

Jackie Berra Graphic Designer
e-mail: jberra@ku.edu

Jeff Jacobsen Staff Photographer
e-mail: jacobsen@ku.edu

Erin Penning* Office Manager/Publications Coord.
e-mail: epenning@ku.edu
Duties: Credentials

* Football contacts

Mailing Address:

1651 Naismith Drive

1400 Parrott

Lawrence, KS 66045

Phone: 785.864.3417

Press Box Phone: 785.864.5539

Fax: 785.864.7944

Big 12 Teleconference:

Coach Charlie Weis will be available on the weekly Big 12 Coaches Teleconference every Monday, beginning Aug. 27 and concluding Nov. 26, from 9:50-11:30 a.m. (CT). The call will be available live and archived on www.Big12Sports.com. A replay will be available for 48 hours beginning at 4 p.m. CT each Monday at 866-243-0021. Email Joni Lehmann (joni@big12sports.com) for the media dial-in number. Below is the order of participants:

9:50 a.m. – Mack Brown, Texas

10:00 a.m. – Charlie Weis, Kansas

10:10 a.m. – Bob Stoops, Oklahoma

10:20 a.m. – Mike Gundy, Oklahoma State

10:30 a.m. – Bill Snyder, Kansas State

10:40 a.m. – Dana Holgorsen, West Virginia

10:50 a.m. – Tommy Tuberville, Texas Tech

11:00 a.m. – Art Briles, Baylor

11:10 a.m. – Paul Rhoads, Iowa State

11:20 a.m. – Gary Patterson, TCU

kuathletics.com:

For updated statistics, rosters, game notes and all Jayhawk news on the internet, go to the official Kansas Athletics website at kuathletics.com. For those out of range of the Jayhawk Network's radio broadcast, live audio of the game is available through kuathletics.com's Jayhawk All-Access, which also offers subscribers live webcasts of Coach Weis' weekly press conferences, as well as video replays of home games and select road games.

Kansas Game Week Media Schedule

Sunday	Monday	Tuesday	Wednesday	Thursday	Friday
*Practice closed. *Coach Weis available to select local media members on a teleconference at 6:30 p.m.	*No practice. *Coach Weis available on weekly Big 12 Coaches Teleconference at 10 a.m. *HawkTalk with Charlie Weis at 7 p.m., at Salty Iguana Restaurant.	*Media luncheon from 12-1 p.m. (Chancellor's Lounge) *Coach Weis news conference at 1 p.m., in Mrkonic Auditorium, --also a teleconference. *Practice open to media first 20 minutes. (4:50 p.m.) *Offensive player/coach interviews at 6:45 p.m. (Chancellor's Lounge)	*Practice open to media first 20 minutes. (4:50 p.m.) *Defensive player/coach interviews at 6:45 p.m. (Chancellor's Lounge)	*Practice closed. *No media availability.	*Practice closed. *No media availability.

Credentials

All credential requests can be made on-line at www.kuathletics.com/media. Credentials requested after Monday of the game week will not be mailed. Instead, they will be available for pickup at a location agreeable to both parties. The Kivisto Field at Memorial Stadium Media Will Call distribution location is at the base of the elevator, below the pressbox, on the West side of the stadium. Working space in Kansas' Memorial Stadium press box will be allotted on the following basis: (1) Daily newspapers covering for Sunday publication and television stations covering for weekend news programs; (2) Sports editors of Kansas daily newspapers; (3) Radio personnel for an originating broadcast; (4) Official school daily newspapers, two seats only; (5) Television sports directors and approved special coverage; (6) Press and TV working photographers, weekly press representatives, non-broadcasting radio representatives and internet sites whose primary purpose is to gather news and disseminate it.

Photographers

Credentials for sideline photographers will be issued on the basis of circulation, with priority granted to agencies covering the participating schools on a regular basis. All photographers must pick up a photo sticker in order to be admitted to the sidelines. This may be done at the gate at the southwest corner of Memorial Stadium.

Parking

Media parking is located in the Mississippi Street Parking Garage just south of the Kansas Union on the southeast side of Memorial Stadium. The garage is approximately two blocks away from the stadium.

Pressbox and Gameday Services

The Kivisto Field at Memorial Stadium pressbox is located on the West side of the stadium. Entrance is at the base of the elevator located just off of Maine Street. Level eight is reserved for the print media, home and visiting radio, home and visiting booths for coaches and athletics directors, along with game and scoreboard operations. Level nine serves as the photo deck and the location for television booths. Packets with pregame information will be distributed in advance of kickoff on the day of the game. Quarter, halftime, final statistics, coaches and player quote sheets, are all regular services on game day. A fax service is also provided upon request. Stat monitors with live, updated statistics are available throughout the print media level and in booths for electronic media. In addition, television monitors are also part of the fixtures in both home and visiting radio booths and in the main pressbox area.

Wireless Internet

Complimentary access to wireless internet is available at Memorial Stadium and information about how to access it will be available in the pressbox.

Telephones

Writers wanting phone lines at their seat locations should contact the KU Telecommunications Office at (785) 864-9300 regarding installation. For specific line location, please list Katy Lonergan as the contact. Allow at least two weeks notice prior to the game. There are several community telephones in the main working press area of the pressbox. These phones are available on a first-come, first-serve basis.

Weekly Press Release

Each Tuesday a complete release previewing the upcoming game and reviewing the season will be available on kuathletics.com. The release will also be e-mailed to media requesting this service each Tuesday.

Weekly News Conference

Kansas head football coach Charlie Weis will conduct a weekly news conference each Tuesday during the season. The news conferences are held in the George R. Mrkonic Auditorium located in the Anderson Family Football Complex south of Kivisto Field at Memorial Stadium at 1 p.m. A media luncheon will be held each week in the Chancellor's Lounge at AFFC from 12-1 p.m., followed by Coach Weis' news conference. The Charlie Weis news conference is available via teleconference by calling: 877-278-8686 and using the following pin code: 027718.

Interviews

Contact the athletics communications office for all player or coach interview requests. Kansas offensive players/coaches are available following Tuesday's practice, while defensive players/coaches are available following Wednesday's practice. To request players/coaches, media should contact the communications office by 12 p.m., Monday via email (katyl@ku.edu) with their requests for the week. Out-of-town media wishing to interview Kansas players/coaches (outside of Weis) via the telephone should also contact the communications office with their requests by 12 p.m., Monday. Home and cell phone numbers for players will not be provided and players have been instructed not to accept calls from media. Please do not contact a player or coach without scheduling the interview through the communications office.

Team Statistics

Kansas	Opponent	Category	Oklahoma	Opponent
130	125	First Downs	128	74
63	59	By Rushing	54	28
58	61	By Passing	70	40
9	5	By Penalty	4	6
24-185	23-224	Penalties-Yards	32-262	24-172
5-5	9-7	Fumbles-Lost	10-4	4-1
253	239	Rushing Attempts	185	163
1076	1205	Rushing Yards	1106	644
4.3	5.0	Yards Per Rush	6.0	4.0
179.3	200.8	Rushing Yards Per Game	221.2	128.8
194-97	183-113	Pass Attempts-Completions	191-119	153-81
1190	1397	Passing Yards	1426	857
198.3	232.8	Passing Yards Per Game	285.2	171.4
447	422	Total Offensive Plays	376	316
2266	2602	Total Offense	2532	1501
377.7	433.7	Total Offense Per Game	503.4	300.2
114	168	Total Points	216	85

Individual Statistics

Kansas					Oklahoma				
Rushing	Att.	Yds.	Avg.	TD	Rushing	Att.	Yds.	Avg.	TD
James Sims	73	344	4.7	4	Damien Williams	66	508	7.7	6
Taylor Cox	61	325	5.3	2	Dominique Whaley	38	241	6.3	1
Tony Pierson	59	319	5.4	2	Brennan Clay	25	264	6.6	3
Passing	Att.	Comp.	Yds.	TD/Int.	Passing	Att.	Comp.	Yds.	TD/Int.
Dayne Crist	178	88	1088	3/7	Landy Jones	184	114	1352	9/3
Michael Cummings	14	7	87	1/0					
Receiving	Rec.	Yds.	Avg.	TD	Receiving	Rec.	Yds.	Avg.	TD
Daymond Patterson	19	160	8.4	0	Kenny Stills	32	381	11.9	3
Kale Pick	15	248	16.5	0	Justin Brown	20	227	11.4	2
Tony Pierson	15	198	13.2	1	Sterling Shepherd	16	206	12.9	1
Punting	No.	Yds.	Avg.	Long	Punting	No.	Yds.	Avg.	Long
Ron Doherty	21	851	40.5	63	Tress Way	20	850	42.5	71
Sean Huddleston	5	204	40.8	46					
Punt Returns	No.	Yds.	Avg.	Long	Punt Returns	No.	Yds.	Avg.	Long
Daymond Patterson	4	25	6.2	33	Justin Brown	12	196	16.3	62
KO Returns	No.	Yds.	Avg.	Long	KO Returns	No.	Yds.	Avg.	Long
Tre' Parmalee	7	160	22.9	33	Brennan Clay	6	178	29.7	42
					Roy Finch	4	102	25.5	39
Scoring	TD	FG	PAT	Total	Scoring	TD	FG	PAT	Total
Ron Doherty	0	5-10	11-12	26	Mike Hunnicutt	0	7-8	25-27	46
James Sims	4	0	0	24	Blake Bell	7	0	0	42
Tony Pierson	3	0	0	18	Damien Williams	6	0	0	36
Tackles	UT-AT	TT	TFL	Other	Tackles	UT-AT	TT	TFL	Other
Bradley McDougald	40-10	50	3.0-15	2 INTs	Tony Jefferson	25-12	37	2.0-3	1 INT
Ben Heeney	31-19	50	4.0-4	1 FF	Javon Harris	18-12	30	1.0-4	2 INTs
Greg Brown	27-10	37	0.5-0	3 PBUs	Aaron Colvin	16-4	20	0-0	6 PBUs
Tyler Patmon	26-4	30	0-0	2 INTs	Tom Wort	11-8	19	1.5-6	1 FF
					Corey Nelson	15-4	19	3.5-13	2 QBHs

Last Three Meetings With Oklahoma

Oct. 17, 2011 - No. 1 Oklahoma 47, at Kansas 17: Kansas went into the locker room at halftime trailing the No. 1 team in the nation by 10 points, but the Jayhawks couldn't sustain anything offensively in the second half as Kansas fell to Oklahoma, 47-17, at Memorial Stadium. Kansas trailed 27-17 at the break, but the Sooner defense came out of the locker room after halftime and shut down the Kansas offense. The Jayhawks had one first down and were held to just six yards for the entire second half as OU took control for a 47-17 final score.

Oct. 24, 2009 - No. 25 Oklahoma 35, at No. 24 Kansas 13: Despite holding Oklahoma to just 337 yards of total offense - nearly 100 yards below the Sooners' season average - the Jayhawks suffered a 35-13 loss to OU at Kivisto Field at Memorial Stadium. Kansas quarterback Todd Reesing threw for 224 yards, but his three first-half interceptions put the Jayhawks behind 14-0 early. Kansas answered with a pair of field goals by junior kicker Jacob Branstetter, including a career-long 57-yarder just before the end of the half. Despite cutting the deficit to a single possession before halftime, the Jayhawks could not contain the Oklahoma offense in the third

quarter. The Sooners opened the second half with a nine play, 75-yard drive that culminated with a nine-yard touchdown pass from Landry Jones to senior wide receiver Adron Tennell to give the Sooners a 21-6 advantage. OU extended its lead to 28-6 on its next possession, as Brown hauled in an eight-yard TD pass from Jones.

Oct. 18, 2008 - No. 4 Oklahoma 45, No. 16 Kansas 31: A record-breaking performance by wide receiver Dezmon Briscoe was not enough as the No. 16 Kansas football team was defeated by the fourth-ranked Oklahoma Sooners, 45-31, at the Gaylor Family-Oklahoma Memorial Stadium. Briscoe caught 12 Todd Reesing passes for 269 yards, both school records, and two touchdowns to lead the Jayhawks in a losing effort. Reesing finished the game 24-of-41 for 342 yards and two touchdowns passing. It was the fifth 300-yard game of the season for the junior from Austin, Texas, tying his own school single-season record that he set in 2007. Running back Jake Sharp was also impressive in defeat, carrying the ball 12 times for 103 yards and a touchdown.

Top Jayhawk Performances vs. Oklahoma

Rushing yards: John Riggins (1970)/June Henley (1993), 178
Passing yards: Todd Reesing, 24-41-342; 10-18-2008
Total offense: Todd Reesing, 351; 10-18-2008
Receptions: Dezmon Briscoe, 12-269; 10-18-2008
Receiving Yards: Dezmon Briscoe, 12-269; 10-18-2008
All Purpose Yards: Dezmon Briscoe, 272; 10-18-2008
Points Scored: Mark Williams, 18; 10-21-1995

Series History

In Lawrence OU leads 31-14-3
In Norman OU leads 36-13-3
In Kansas City OU leads 1-0-0

1903	W	17-5	Lawrence, Kan.
1904	W	16-0	Norman, Okla.
1905	W	34-0	Lawrence, Kan.
1906	W	20-4	Lawrence, Kan.
1907	W	15-0	Norman, Okla.
1908	W	11-0	Lawrence, Kan.
1909	W	11-0	Lawrence, Kan.
1910	W	2-0	Norman, Okla.
1911	L	0-3	Lawrence, Kan.
1912	L	5-6	Lawrence, Kan.
1913	L	7-21	Norman, Okla.
1914	T	16-16	Lawrence, Kan.
1915	L	14-23	Norman, Okla.
1916	W	21-13	Lawrence, Kan.
1917	W	13-6	Norman, Okla.
1918	L	0-33	Lawrence, Kan.
1919	T	0-0	Lawrence, Kan.
1920	L	9-21	Norman, Okla.
1921	L	7-24	Norman, Okla.
1922	W	19-3	Lawrence, Kan.
1923	W	7-5	Norman, Okla.
1924	W	20-0	Norman, Okla.
1925	T	0-0	Norman, Okla.
1926	W	10-9	Lawrence, Kan.
1927	L	7-26	Norman, Okla.
1928	L	0-7	Lawrence, Kan.
1929	W	7-0	Norman, Okla.
1930	W	13-0	Lawrence, Kan.
1931	L	0-10	Norman, Okla.
1932	L	6-21	Lawrence, Kan.
1933	L	0-20	Norman, Okla.
1934	T	7-7	Norman, Okla.
1935	W	7-0	Norman, Okla.
1936	L	0-14	Norman, Okla.
1937	W	6-3	Norman, Okla.
1938	L	0-19	Lawrence, Kan.
1939	L	7-27	Norman, Okla.
1940	L	0-13	Lawrence, Kan.
1941	L	0-38	Norman, Okla.
1942	L	0-35	Lawrence, Kan.
1943	L	13-26	Norman, Okla.
1944	L	0-20	Lawrence, Kan.
1945	L	7-39	Norman, Okla.
1946	W	16-13	Lawrence, Kan.
1947	T	13-13	Norman, Okla.
1948	L	7-60	Lawrence, Kan.
1949	L	26-48	Norman, Okla.
1950	L	13-33	Lawrence, Kan.
1951	L	21-33	Norman, Okla.
1952	L	20-42	Lawrence, Kan.
1953	L	0-53	Norman, Okla.
1954	L	0-65	Lawrence, Kan.
1955	L	6-44	Norman, Okla.
1956	L	12-34	Lawrence, Kan.
1957	L	0-47	Norman, Okla.
1958	L	0-43	Lawrence, Kan.
1959	L	6-7	Norman, Okla.
1960	T	13-13	Lawrence, Kan.
1961	W	10-0	Norman, Okla.
1962	L	7-13	Lawrence, Kan.
1963	L	18-21	Norman, Okla.
1964	W	15-14	Lawrence, Kan.
1965	L	7-21	Norman, Okla.
1966	L	0-35	Lawrence, Kan.
1967	L	10-14	Norman, Okla.
1968	L	23-27	Lawrence, Kan.
1969	L	15-31	Norman, Okla.
1970	L	24-28	Lawrence, Kan.
1971	L	10-56	Norman, Okla.
1972	L	7-31	Lawrence, Kan.
1973	L	20-48	Norman, Okla.
1974	L	14-45	Lawrence, Kan.
1975	W	23-3	Norman, Okla.
1976	L	10-28	Lawrence, Kan.
1977	L	9-24	Norman, Okla.
1978	L	16-17	Lawrence, Kan.
1979	L	0-38	Norman, Okla.
1980	L	19-21	Lawrence, Kan.
1981	L	7-45	Norman, Okla.
1982	L	14-34	Lawrence, Kan.
1983	L	14-45	Norman, Okla.
1984	W	28-11	Lawrence, Kan.
1985	L	6-48	Norman, Okla.
1986	L	3-64	Lawrence, Kan.
1987	L	10-71	Lawrence, Kan.
1988	L	14-63	Norman, Okla.
1989	L	6-45	Lawrence, Kan.
1990	L	17-31	Norman, Okla.
1991	L	3-41	Norman, Okla.
1992	W	27-10	Lawrence, Kan.
1993	L	7-45	Norman, Okla.
1994	L	17-20	Lawrence, Kan.
1995	W	38-17	Norman, Okla.
1996	W	52-24	Norman, Okla.
1997	W	20-17	Lawrence, Kan.
2000	L	16-34	Norman, Okla.
2001	L	10-38	Lawrence, Kan.
2004	L	10-41	Norman, Okla.
2005	L	3-19	Kansas City, Mo.
2008	L	31-45	Norman, Okla.
2009	L	13-35	Lawrence, Kan.
2011	L	17-47	Lawrence, Kan.

<p>10 QB</p>		<p>Dayne Crist Sr. * 6-4 * 235 * Canoga Park, Calif.</p> <table border="1" data-bbox="410 184 786 268"> <thead> <tr> <th>Att.</th> <th>Comp.</th> <th>Yards</th> <th>TDs</th> </tr> </thead> <tbody> <tr> <td>178</td> <td>88</td> <td>1088</td> <td>3</td> </tr> </tbody> </table>	Att.	Comp.	Yards	TDs	178	88	1088	3	<p>Last Game: Started for the sixth-straight game at quarterback ... Connected on 10-of-22 passes for 136 yards versus Oklahoma State ... Hit Kale Pick for a 34-yard reception, his longest completion of the game.</p>
Att.	Comp.	Yards	TDs								
178	88	1088	3								
<p>14 QB</p>		<p>Michael Cummings Rfr. * 5-10 * 201 * Killeen, Texas</p> <table border="1" data-bbox="410 338 786 422"> <thead> <tr> <th>Att.</th> <th>Comp.</th> <th>Yards</th> <th>TDs</th> </tr> </thead> <tbody> <tr> <td>14</td> <td>7</td> <td>87</td> <td>1</td> </tr> </tbody> </table>	Att.	Comp.	Yards	TDs	14	7	87	1	<p>Last Game: Entered the game late in the third quarter and led KU on two scoring drives ... Completed 5-of-10 passes for 75 yards and his first career TD ... Hit TE Jimmay Mundine for a 21-yard scoring play ... The pass also marked a career-long completion.</p>
Att.	Comp.	Yards	TDs								
14	7	87	1								
<p>29 HB</p>		<p>James Sims Jr. * 6-0 * 200 * Irving, Texas</p> <table border="1" data-bbox="410 491 786 575"> <thead> <tr> <th>Att.</th> <th>Yards</th> <th>Avg.</th> <th>TDs</th> </tr> </thead> <tbody> <tr> <td>73</td> <td>344</td> <td>4.7</td> <td>4</td> </tr> </tbody> </table>	Att.	Yards	Avg.	TDs	73	344	4.7	4	<p>Last Game: Had a dominant performance vs. OSU with career-high 138 yards rushing on 27 carries ... Also caught three passes for 42 yards ... Had one rushing TD vs. the Cowboys ... Leads KU with 344 yards rushing on the season and four TDs.</p>
Att.	Yards	Avg.	TDs								
73	344	4.7	4								
<p>25 F</p>		<p>Brandon Bourbon So. * 6-1 1/2 * 218 * Potosi, Mo.</p> <table border="1" data-bbox="410 644 786 728"> <thead> <tr> <th>Att.</th> <th>Yards</th> <th>Avg.</th> <th>TDs</th> </tr> </thead> <tbody> <tr> <td>7</td> <td>21</td> <td>3.0</td> <td>0</td> </tr> </tbody> </table>	Att.	Yards	Avg.	TDs	7	21	3.0	0	<p>Last Game: Had one carry for a five yard gain vs. OSU ... Has seen action in four of the six games this season ... Missed the TCU and KSU games with an injury.</p>
Att.	Yards	Avg.	TDs								
7	21	3.0	0								
<p>15 Slot</p>		<p>Daymond Patterson Sr. * 5-8 * 180 * Mesquite, Texas</p> <table border="1" data-bbox="410 798 786 882"> <thead> <tr> <th>Rec.</th> <th>Yards</th> <th>Avg.</th> <th>TDs</th> </tr> </thead> <tbody> <tr> <td>19</td> <td>160</td> <td>8.4</td> <td>0</td> </tr> </tbody> </table>	Rec.	Yards	Avg.	TDs	19	160	8.4	0	<p>Last Game: Started for the sixth-straight game ... Had one reception for five yards ... Leads KU on the season with 19 receptions.</p>
Rec.	Yards	Avg.	TDs								
19	160	8.4	0								
<p>84 TE</p>		<p>Mike Ragone Sr. * 6-4 * 255 * Blackwood, N.J.</p> <table border="1" data-bbox="410 951 786 1035"> <thead> <tr> <th>Rec.</th> <th>Yards</th> <th>Avg.</th> <th>TDs</th> </tr> </thead> <tbody> <tr> <td>2</td> <td>11</td> <td>5.5</td> <td>1</td> </tr> </tbody> </table>	Rec.	Yards	Avg.	TDs	2	11	5.5	1	<p>Last Game: Did not start the game vs. OSU as the formation had two running backs and no tight ends ... Did not record any receptions vs. OSU, but had a hand in KU rushing for 187 yards on the ground.</p>
Rec.	Yards	Avg.	TDs								
2	11	5.5	1								
<p>77 RT</p>		<p>Aslam Sterling Jr. * 6-5 * 360 * Springfield Garden, N.Y.</p> <table border="1" data-bbox="410 1104 786 1188"> <thead> <tr> <th>G</th> <th>Rush/G</th> <th>Pass/G</th> <th>Pts./G</th> </tr> </thead> <tbody> <tr> <td>6</td> <td>179.3</td> <td>198.3</td> <td>19.0</td> </tr> </tbody> </table>	G	Rush/G	Pass/G	Pts./G	6	179.3	198.3	19.0	<p>Last Game: Started for the second straight game at left tackle vs. OSU ... Part of an offensive line that has helped three different halfbacks record 100 yards or more in a game this season.</p>
G	Rush/G	Pass/G	Pts./G								
6	179.3	198.3	19.0								
<p>64 RG</p>		<p>Randall Dent Jr. * 6-4 * 300 * Dallas, Texas</p> <table border="1" data-bbox="410 1257 786 1341"> <thead> <tr> <th>G</th> <th>Rush/G</th> <th>Pass/G</th> <th>Pts./G</th> </tr> </thead> <tbody> <tr> <td>6</td> <td>179.3</td> <td>198.3</td> <td>19.0</td> </tr> </tbody> </table>	G	Rush/G	Pass/G	Pts./G	6	179.3	198.3	19.0	<p>Last Game: Made his fourth career start at right guard ... Part of an offensive line that has helped three different halfbacks record 100 yards or more in a game this season.</p>
G	Rush/G	Pass/G	Pts./G								
6	179.3	198.3	19.0								
<p>69 C</p>		<p>Trevor Marrongelli Sr. * 6-3 * 303 * Austin, Texas</p> <table border="1" data-bbox="410 1411 786 1495"> <thead> <tr> <th>G</th> <th>Rush/G</th> <th>Pass/G</th> <th>Pts./G</th> </tr> </thead> <tbody> <tr> <td>6</td> <td>179.3</td> <td>198.3</td> <td>19.0</td> </tr> </tbody> </table>	G	Rush/G	Pass/G	Pts./G	6	179.3	198.3	19.0	<p>Last Game: Started his 24th game on the KU offensive line ... Part of an offensive line that has helped three different halfbacks record 100 yards or more in a game this season.</p>
G	Rush/G	Pass/G	Pts./G								
6	179.3	198.3	19.0								
<p>67 LG</p>		<p>Duane Zlatnik Sr. * 6-4 * 306 * Rossville, Kan.</p> <table border="1" data-bbox="410 1558 786 1642"> <thead> <tr> <th>G</th> <th>Rush/G</th> <th>Pass/G</th> <th>Pts./G</th> </tr> </thead> <tbody> <tr> <td>6</td> <td>179.3</td> <td>198.3</td> <td>19.0</td> </tr> </tbody> </table>	G	Rush/G	Pass/G	Pts./G	6	179.3	198.3	19.0	<p>Last Game: Started for the 27th time on the offensive line ... Part of an offensive line that has helped three different halfbacks record 100 yards or more in a game this season.</p>
G	Rush/G	Pass/G	Pts./G								
6	179.3	198.3	19.0								
<p>72 LT</p>		<p>Tanner Hawkinson Sr. * 6-5 1/2 * 300 * McPherson, Kan.</p> <table border="1" data-bbox="410 1717 786 1801"> <thead> <tr> <th>G</th> <th>Rush/G</th> <th>Pass/G</th> <th>Pts./G</th> </tr> </thead> <tbody> <tr> <td>6</td> <td>179.3</td> <td>198.3</td> <td>19.0</td> </tr> </tbody> </table>	G	Rush/G	Pass/G	Pts./G	6	179.3	198.3	19.0	<p>Last Game: Picked up his 42nd-straight career start ... Part of an offensive line that has helped three different halfbacks record 100 yards or more in a game this season.</p>
G	Rush/G	Pass/G	Pts./G								
6	179.3	198.3	19.0								
<p>7 X</p>		<p>Kale Pick Sr. * 6-1 1/2 * 205 * Dodge City, Kan.</p> <table border="1" data-bbox="410 1871 786 1955"> <thead> <tr> <th>Rec.</th> <th>Yards</th> <th>Avg.</th> <th>TDs</th> </tr> </thead> <tbody> <tr> <td>15</td> <td>248</td> <td>16.5</td> <td>0</td> </tr> </tbody> </table>	Rec.	Yards	Avg.	TDs	15	248	16.5	0	<p>Last Game: Started for the fifth time this season (missed the TCU game with an injury) ... Led the Kansas receivers with four catches for 74 yards vs. OSU, including a long reception of 34 yards.</p>
Rec.	Yards	Avg.	TDs								
15	248	16.5	0								

<p>95 END</p>		<p>Josh Williams Sr. * 6-4 * 255 * Denton, Texas</p> <table border="1"> <thead> <tr> <th>Tackles</th> <th>TFLs</th> <th>Sacks</th> <th>FR</th> </tr> </thead> <tbody> <tr> <td>14</td> <td>1.0-1</td> <td>0-0</td> <td>2</td> </tr> </tbody> </table>	Tackles	TFLs	Sacks	FR	14	1.0-1	0-0	2	<p>Last Game: Earned his sixth-straight start at defensive end ... Did not record any stats in the OSU game.</p>
Tackles	TFLs	Sacks	FR								
14	1.0-1	0-0	2								
<p>9 T</p>		<p>Jordan Tavai Jr. * 6-3 * 290 * Redondo Beach, Calif.</p> <table border="1"> <thead> <tr> <th>Tackles</th> <th>TFLs</th> <th>Sacks</th> <th>FF</th> </tr> </thead> <tbody> <tr> <td>13</td> <td>0.5-1</td> <td>0-0</td> <td>0</td> </tr> </tbody> </table>	Tackles	TFLs	Sacks	FF	13	0.5-1	0-0	0	<p>Last Game: Made his sixth-straight start, and his third at tackle, after starting the first three at nose tackle ... Recorded two assisted stops vs. OSU.</p>
Tackles	TFLs	Sacks	FF								
13	0.5-1	0-0	0								
<p>90 N</p>		<p>Kevin Young Jr. * 6-3 * 285 * Olathe, Kan.</p> <table border="1"> <thead> <tr> <th>Tackles</th> <th>TFLs</th> <th>Sacks</th> <th>PBU</th> </tr> </thead> <tbody> <tr> <td>13</td> <td>1.5-3</td> <td>0.5-2</td> <td>1</td> </tr> </tbody> </table>	Tackles	TFLs	Sacks	PBU	13	1.5-3	0.5-2	1	<p>Last Game: Picked up his third start of the season vs. OSU ... Had three total tackles, including two solo stops.</p>
Tackles	TFLs	Sacks	PBU								
13	1.5-3	0.5-2	1								
<p>35 RE/ SLB</p>		<p>Toben Opurum Sr. * 6-1 1/2 * 250 * Richardson, Texas</p> <table border="1"> <thead> <tr> <th>Tackles</th> <th>TFLs</th> <th>Sacks</th> <th>FF</th> </tr> </thead> <tbody> <tr> <td>29</td> <td>4.0-15</td> <td>1.0-7</td> <td>2</td> </tr> </tbody> </table>	Tackles	TFLs	Sacks	FF	29	4.0-15	1.0-7	2	<p>Last Game: Made 24th consecutive start and his fifth at RE this season (started the NIU game at SLB) ... Collected a season-high eight tackles, two of which were solo stops ... Credited with 1.5 TFLs for a loss of four yards.</p>
Tackles	TFLs	Sacks	FF								
29	4.0-15	1.0-7	2								
<p>57 SLB/ NB</p>		<p>Jake Love Rfr. * 6-0 * 220 * Tonkawa, Okla.</p> <table border="1"> <thead> <tr> <th>Tackles</th> <th>TFLs</th> <th>Sacks</th> <th>QBH</th> </tr> </thead> <tbody> <tr> <td>16</td> <td>3.0-11</td> <td>0-0</td> <td>1</td> </tr> </tbody> </table>	Tackles	TFLs	Sacks	QBH	16	3.0-11	0-0	1	<p>Last Game: Had a breakthrough performance vs. OSU in his first career start ... Tied for game-high tackling honors with 12 stops ... Had six solo tackles ... Recorded 3.0 TFLs for a loss of 11 yards ... Also tallied a quarterback hurry against the Cowboys.</p>
Tackles	TFLs	Sacks	QBH								
16	3.0-11	0-0	1								
<p>31 MLB</p>		<p>Ben Heeney So. * 6-0 * 225 * Hutchinson, Kan.</p> <table border="1"> <thead> <tr> <th>Tackles</th> <th>TFLs</th> <th>Sacks</th> <th>FF</th> </tr> </thead> <tbody> <tr> <td>50</td> <td>4.0-4</td> <td>0-0</td> <td>1</td> </tr> </tbody> </table>	Tackles	TFLs	Sacks	FF	50	4.0-4	0-0	1	<p>Last Game: Started at middle linebacker for the sixth-straight game ... Recorded nine tackles, including four solo hits, vs. OSU ... Also had 0.5 TFL ... Leads KU with 50 tackles on the season along with FS Bradley McDougald.</p>
Tackles	TFLs	Sacks	FF								
50	4.0-4	0-0	1								
<p>34 WLB</p>		<p>Huldon Tharp Jr. * 6-0 * 227 * Mulvane, Kan.</p> <table border="1"> <thead> <tr> <th>Tackles</th> <th>TFLs</th> <th>Sacks</th> <th>FF</th> </tr> </thead> <tbody> <tr> <td>19</td> <td>1.5-3</td> <td>0.5-2</td> <td>0</td> </tr> </tbody> </table>	Tackles	TFLs	Sacks	FF	19	1.5-3	0.5-2	0	<p>Last Game: Started at WLB for the fifth time this season (missed the NIU game with an injury) ... Had seven tackles, including two solo tackles, vs. OSU ... Had 1.0 TFL for a loss of four yards vs. the Cowboys ... Ranks sixth on the team with 26 tackles on the season.</p>
Tackles	TFLs	Sacks	FF								
19	1.5-3	0.5-2	0								
<p>5 FC</p>		<p>Greg Brown Sr. * 5-10 1/2 * 185 * Cedar Hill, Texas</p> <table border="1"> <thead> <tr> <th>Tackles</th> <th>TFLs</th> <th>Sacks</th> <th>PBU</th> </tr> </thead> <tbody> <tr> <td>37</td> <td>0.5-0</td> <td>0-0</td> <td>5</td> </tr> </tbody> </table>	Tackles	TFLs	Sacks	PBU	37	0.5-0	0-0	5	<p>Last Game: Had five tackles, three of which were solo stops, vs. OSU ... Credited with two pass breakups in the loss ... Made 22nd-straight start at cornerback.</p>
Tackles	TFLs	Sacks	PBU								
37	0.5-0	0-0	5								
<p>33 BC</p>		<p>Tyler Patmon Jr. * 5-11 * 180 * Round Rock, Texas</p> <table border="1"> <thead> <tr> <th>Tackles</th> <th>TFLs</th> <th>Sacks</th> <th>INT</th> </tr> </thead> <tbody> <tr> <td>30</td> <td>0-0</td> <td>0-0</td> <td>2-54</td> </tr> </tbody> </table>	Tackles	TFLs	Sacks	INT	30	0-0	0-0	2-54	<p>Last Game: Collected four tackles, all solos, vs. OSU ... Had two pass breakups ... Started for the sixth-straight game at cornerback.</p>
Tackles	TFLs	Sacks	INT								
30	0-0	0-0	2-54								
<p>1 SS</p>		<p>Lubbock Smith Sr. * 5-10 * 200 * Dallas, Texas</p> <table border="1"> <thead> <tr> <th>Tackles</th> <th>TFLs</th> <th>Sacks</th> <th>INT</th> </tr> </thead> <tbody> <tr> <td>19</td> <td>1.5-4</td> <td>0-0</td> <td>1</td> </tr> </tbody> </table>	Tackles	TFLs	Sacks	INT	19	1.5-4	0-0	1	<p>Last Game: Started at strong safety for the fourth time this season ... Missed the TCU and NIU games due to injury ... Had three tackles, including two solos ... Recorded his first interception of the season and returned it 18 yards.</p>
Tackles	TFLs	Sacks	INT								
19	1.5-4	0-0	1								
<p>24 FS</p>		<p>Bradley McDougald Sr. * 6-1 * 209 * Columbus, Ohio</p> <table border="1"> <thead> <tr> <th>Tackles</th> <th>TFLs</th> <th>Sacks</th> <th>INT</th> </tr> </thead> <tbody> <tr> <td>50</td> <td>3.0-15</td> <td>1.0-12</td> <td>2-31</td> </tr> </tbody> </table>	Tackles	TFLs	Sacks	INT	50	3.0-15	1.0-12	2-31	<p>Last Game: Tied his career-high with 12 tackles vs. OSU ... 10 of his 12 tackles were solo stops ... Tied with LB Ben Heeney for the team lead in tackles on the season with 50 ... Also had one punt return for 19 yards vs. OSU.</p>
Tackles	TFLs	Sacks	INT								
50	3.0-15	1.0-12	2-31								
<p>13 K/P</p>		<p>Ron Doherty Jr. * 5-11 1/2 * 209 * Klein, Texas</p> <table border="1"> <thead> <tr> <th>FGs</th> <th>Long</th> <th>Punts</th> <th>Avg.</th> </tr> </thead> <tbody> <tr> <td>5-10</td> <td>37</td> <td>21</td> <td>40.5</td> </tr> </tbody> </table>	FGs	Long	Punts	Avg.	5-10	37	21	40.5	<p>Last Game: Did not see any game action vs. OSU.</p>
FGs	Long	Punts	Avg.								
5-10	37	21	40.5								

Kansas Head Coach Charlie Weis

Charlie Weis (Notre Dame, 1978) is in his first season at the Kansas helm, after being named the University's 37th head football coach on Dec. 9, 2011. Weis, who is 1-5 in his first season at the helm of the program, arrived at Kansas after spending the 2011 season as the offensive coordinator at the University of Florida. Prior to that he spent the 2010 season in the same position for the Kansas City Chiefs, where he helped guide the team to a playoff appearance and mentor three Chiefs players to Pro Bowl Honors. Weis came to KC after spending five seasons as the head coach at his alma mater, Notre Dame. During his five seasons in South Bend, Weis compiled a 35-27 mark, leading the Irish to back-to-back BCS Bowl Games in 2005 and 2006. Weis has coached 16 years in the NFL and owns four Super Bowl rings, three as the offensive coordinator with the New England Patriots (2001, 2003, 2004) and one as a defensive/special teams assistant with the New York Giants (1990).

Oklahoma Head Coach Bob Stoops

Oklahoma head coach Bob Stoops is 143-35 in his 14th season. He led OU to the 2000 national championship. The Sooners have played for three more and captured eight Big 12 South crowns and seven Big 12 titles. Oklahoma has spent 25 weeks at No. 1 in the AP poll and a nation-leading 20 weeks atop the BCS standings. OU has set three NCAA records under Stoops and set or tied 112 school records. Last season, Oklahoma registered its 10th 10-win season under Stoops. In 2010 Oklahoma won its seventh Big 12 title, all of which have come under the current head coach. Stoops didn't arrive at OU until the Big 12 was three years old, but already he has coached the program to more than twice as many championships as any other school in the league. Stoops has led the Sooners to a school-record 13 consecutive bowl games, including eight of the BCS variety. Stoops was a four-year starter at Iowa. He began his coaching career in 1983 as a volunteer in the Hawkeye program under Hayden Fry, working through the ranks until he became co-defensive coordinator at Kansas State (1991-95). He left KSU for Florida and a three-year stint as Steve Spurrier's defensive coordinator. Stoops helped coach the Gators to a national championship in 1996. He was hired at Oklahoma prior to the 1999 season.

Oklahoma Scouting Report

Oklahoma is 4-1 on the season and 2-1 in Big 12 play after knocking off Texas, 63-21, in the annual Red River rivalry game in Dallas its last outing. The Sooners are led on offense by senior QB Landry Jones. Jones has connected on 114-of-184 passes on the season, good for nine touchdowns compared to just three interceptions. Jones is averaging 270.4 yards per game through the air. Damien Williams leads the Sooner rushing attack with 101.6 yards per game on the ground. Williams has rushed 66 times for 508 yards and six TDs. Back up quarterback Blake Bell is also dominant in the Oklahoma running game as he has seven scores on the ground on 28 carries. Kenny Stills is the leading receiver for OU with 32 catches for 382 yards and three scores. Justin Brown has 20 receptions for 227 yards and two TDs. Brown also handles the punt return duties for OU and has 196 return yards on 12 attempts. Tony Jefferson leads the Sooner defense with 37 tackles, including 25 solo stops from his safety position. Jefferson has 2.0 TFLs for a loss of three

yards and one interception on the season. Javon Harris has 30 tackles and two interceptions, while Aaron Colvin also has two interceptions and has tallied 20 tackles. Tress Way handles the punting duties for the Sooners, averaging 42.5 yards per punt. Michael Hunnicutt mans the field goal kicking and has made 7-of-8 field goals, with a long of 42 yards.

Kansas-OU Connections

Kansas has three Oklahoma natives on its roster: **Gavin Howard** (Owasso), **Jake Love** (Tonkawa) and **John Williams** (Tulsa). Oklahoma fields seven Sunflower state natives on its roster in Blake Bell (Wichita), Jaydan Bird (Wichita), Geneo Grissom (Hutchinson), Marshall Musil (La Crosse), Patrick O'Hara (Topeka) and Jordan Phillips (Towanda). Kansas sophomore WR **Justin McCay** transferred to the Jayhawk program after spending his first year and a half of college as an Oklahoma Sooner. McCay is sitting out the 2012 season per NCAA transfer rules and will be a junior in 2013.

OSU Leftovers

- Freshman QB **Michael Cummings'** touchdown pass to sophomore TE **Jimmay Mundine** in the fourth quarter was Cummings' first TD pass of his career. It was Mundine's second TD catch of the season and third of his career.
- Cummings passed for a career high of 75 yards.
- Senior WR **Kale Pick's** 34-yard reception from **Dayne Crist** in the first quarter was the second longest reception of the season for Pick. His longest was on the opening play of the season, a 43-yard catch.
- Junior HB **James Sims'** 28-yard reception in the second quarter was a season long.
- Sims' 30-yard touchdown run in the fourth quarter was a season long, surpassing the 28-yarder on the previous rush.
- Sims ended the day with a career high, rushing for 138 yards, his seventh 100-yard rushing game of his career and second of this season (115 at Kansas State Oct. 6).
- Freshman **Tre' Parmalee's** 23 yard reception in the third quarter was a season long.
- Senior **D.J. Beshears'** 14-yard rush in the third quarter was his season long.
- Senior S **Bradley McDougald** recorded 12 tackles, which tied his career high set against TCU earlier this season. McDougald has two games of 10-plus tackles this season and five for his career.
- Senior S **Lubbock Smith's** interception in the second quarter was the first of his career. Smith is the fifth different Jayhawk to record an interception this season.
- Redshirt freshman LB **Jake Love** recorded a career-high 12 tackles. His previous high was two tackles set twice this season.
- Kansas held Oklahoma State scoreless in the first quarter. It marked the first time this season a KU opponent was held scoreless in the first quarter, and was just the second time OSU was held scoreless in a quarter this year.
- Sophomore P **Sean Huddleston's** punt in the second quarter was the first of his career. Huddleston ended the contest with two punts inside the 10.
- Senior **Kale Pick** recorded the first punt of his career in the second quarter.
- Freshman **Tre' Parmalee's** kick return of 33 yards in the fourth quarter was a season long.

Kansas Coordinators By The Numbers

39	Years of NFL Coaching Experience
34	Players coached to Pro Bowl Honors
28	Years of College Coaching Experience
27	Players coached to All-Pro Honors
16	Years of NFL Coordinator Experience
7	Super Bowl Titles
5	Years of College Head Coaching Experience
4	Players Inducted in the NFL Hall of Fame
3	Years of NFL Head Coaching Experience
1	NCAA Title

"Watch" Out For These Players

Jayhawks on awards watch lists ...

D.J. Beshears	Jet Award Watch List (Top Return Specialist) College Football Performance Award (Best KR)
Ron Doherty	Ray Guy Award (Top Punter) College Football Performance Award (Best P)
Tanner Hawkinson	Senior Bowl Watch List (Top Seniors)
Bradley McDougald	Senior Bowl Watch List (Top Seniors) College Football Performance Award (Best DB)
Toben Oporum	College Football Performance Award (Best DL)
Mike Ragone	Mackey Award Watch List (Top TE)

Jayhawks In The Pros

NFL	
Dezmon Briscoe	WR, Washington Redskins
Anthony Collins	OL, Cincinnati Bengals
Chris Harris	CB, Denver Broncos
Steven Johnson	LB, Denver Broncos
Darrell Stuckey	S, San Diego Chargers
Aqib Talib	S, Tampa Bay Buccaneers
CFL	
Jon Cornish	RB, Calgary Stampeders
Marcus Henry	WR, Edmonton Eskimos

Kansas On The Web

Website:	kuathletics.com
Twitter:	@CoachWeisKansas @KU_Football @KUAthletics @KUGameday
Facebook:	facebook.com/KUAthletics facebook.com/KansasFootball

Kansas' 2012 Record When ...

Overall	1-5	Scoring first	0-3	Scoring less than 20 points	0-3	No turnovers	0-1
Big 12	0-3	Opponent scores first	1-2	Scoring 20-29 points	0-2	Less than three turnovers	1-3
Non-Conference	1-2	Scored on opening drive	0-3	Scoring 30+ points	1-0	Three or more turnovers	0-1
Home	1-3	Opp. scored on opening drive	1-0	Allowing less than 20 points	1-0	No takeaways	0-1
Away	0-2	Leading after 1st Quarter	0-1	Allowing 20-29 points	0-3	Less than three takeaways	0-2
Day Games	0-5	Trailing after 1st Quarter	0-2	Allowing 30+ points	0-2	Three or more takeaways	1-2
Night Games	1-0	Tied after 1st Quarter	1-2	With 100-yard rusher	1-3	Fewer turnovers	1-3
On Television	1-3	Leading at Halftime	1-1	Allowing 100-yard rusher	1-3	Equal turnovers	0-1
JTV	1-0	Trailing at Halftime	0-4	With 300-yard passer	0-1	More turnovers	0-1
ESPN3	0-1	Tied at Halftime	0-0	Allowing 300-yard passer	0-1	Control time of possession	1-3
FSN	0-2	Leading after 3rd Quarter	1-2	Outgain opponent	1-1	Opp. controls time of possession	0-2
FX	0-2	Trailing after 3rd Quarter	0-3	Opponent outgains	0-4		
vs. Top 25 Teams	0-2	Tied after 3rd Quarter	0-0	300+ yards of Total Offense	1-5		
vs. Unranked Teams	1-3	Overtime	0-0	Allow 300+ yards of Total Off.	1-5		
Natural Grass	0-0						
Field Turf	1-5						

Sims A Workhorse For Jayhawk Offense

KU junior HB **James Sims** has hit the ground running after missing the first three games of the 2012 season due to a suspension. Sims has rushed for an average of 114.7 yards per game in the three games since he returned to action. If he was permitted in the NCAA and Big 12 rankings (must have participated in 75% of team's games to be included), Sims would rank 15th nationally and second among Big 12 players. Sims had a career-best rushing performance in KU's last outing as he turned 27 carries into 138 yards, including a 30-yard touchdown run in the fourth quarter.

Kansas Defense Improving

The Kansas defense had one of its top performances of the season in its last outing, holding the nation's top offense, in Oklahoma State, to nearly 300 yards below its season average. The Cowboy offense was averaging 659.0 yards per game, but managed just 371 yards against the Kansas defense. KU held OSU to 20 points, snapping its 22-game streak of scoring 30 or more points in a game. OSU RB Joseph Randle entered the game leading the Big 12 with 133.5 rushing yards per game, but the Jayhawk defense held Randle to just 80 rushing yards--a season low.

Linebacker Love Has Breakout Game

Jayhawk redshirt freshman LB **Jake Love** had a breakout performance in Saturday's game vs. Oklahoma State. The Tonkawa, Okla., native picked up his first career start and turned in an outstanding performance. Love was credited with 12 tackles, including six solo stops. He had 3.0 TFLs for a loss of 11 yards and had a quarterback hurry. Love has 16 tackles on the season, having played primarily on special teams prior to the OSU game. For his efforts, Love was honored by the College Football Performance Awards as an honorable mention linebacker of the week.

Trio Of Runners Shine For KU Offense

Kansas is one of four schools in the NCAA that has had three different running backs eclipse the 100-yard rushing mark in a game this season. Jayhawk HBs **Tony Pierson** and **James Sims** have two 100-yard games, while fellow HB **Taylor Cox** has one 100-yard rushing game to his credit this season. California, Tulsa and Middle Tennessee are the other three schools to have three running backs hit the century mark.

Heeney Honored By CFPA vs. KSU

Kansas sophomore LB **Ben Heeney** was cited by the College Football Performance Awards for the first time in his career after his standout performance versus Kansas State. Heeney was all over the field for the Jayhawk defense, collecting a career-best 14 tackles in the loss. He was credited with 11 solo stops and also had 2.0 TFLs for a loss of four yards. Additionally, he had a forced fumble. Among his 14 tackles was a touchdown saving stop at the one-yard line just before the end of the first half.

Jayhawk Formation Finding Success

KU senior WR **Kale Pick** and junior WR **Christian Matthews** have seen success come their way in running the 'Jayhawk' formation for the Kansas offense. The duo of former quarterbacks-turned-receivers has done a nice job of moving the KU offense, while manning the QB position



James Sims

during 'Jayhawk' plays. While the duo has only run the ball for a total of eight plays for 61 yards, they have also handed the ball off on numerous plays that kept the Kansas offense marching down the field.

Heeney Making Plays

Starting MLB **Ben Heeney** has put together three-straight solid performances in KU's last three outings. The sophomore from Hutchinson, Kan., recorded a then career-best 11 tackles at Northern Illinois and followed that up with a new personal best 14 tackles at Kansas State. Heeney had 11 solo stops to his credit versus the Wildcats and also had 2.0 TFLs for a loss of four yards and a forced fumble. He then turned in a nine-tackle performance for the KU defense vs. Oklahoma State. Heeney leads the KU defense with 50 tackles on the season, along with FS **Bradley McDougald**.

McDougald Honored By CFPA vs. TCU

Kansas senior S **Bradley McDougald** was cited by the College Football Performance Awards for the second time in four games in 2012 after his standout performance versus TCU. McDougald continues to play as one of the top safeties in college football as he had a career-best 12 tackles (9 solos) against TCU. McDougald had a sack for a loss of 12 yards and finished the game with 1.5 TFLs for minus 13 yards. Additionally, he forced two fumbles--both of which came in the red zone, preventing the high-powered TCU offense from scoring.

Defense Turning It Over

The Kansas defense is off to a good start in regards to forcing turnovers. KU ranks second in the Big 12 and 22nd in the NCAA with 14 miscues forced--seven interceptions and seven fumbles. Eight different players have been involved in the turnovers forced as seniors S **Bradley McDougald**, DE/LB **Toben Oporum** and DE **Josh Williams** and junior CB **Tyler Patmon** have each been involved in more than one of the turnovers forced. McDougald has two interceptions and two forced fumbles. Oporum has two forced fumbles and two fumble recoveries, while Williams has forced one fumble and recovered two. Patmon has two interceptions, one of which he returned 54 yards for a touchdown. Other players having recorded an interception are S **Lubbock Smith**, CB **Greg Brown** and CB **Corrigan Powell**. LB **Anthony McDonald** and CB **Tyree Williams** have each recovered a fumble and WR **Josh Ford** has caused a fumble through the first four games.

The Kansas Football Show with Charlie Weis

Coach Weis' weekly 30-minute TV show will provide insight into the Jayhawks' previous football game with highlights and commentary from Coach Weis and Bob Davis. Show dates are the week following each game beginning Sunday, Sept. 2. Check local listings on the below affiliates for days and times of airing.

- Metro Sports (Kansas City)
- Knology Channel 6 (Lawrence)
- Kansas 22 (Cox Communications Markets)
- Cox Channel (Tulsa 3, Oklahoma City 7)
- WIBW 13 (Topeka)
- KSMO 62 (Kansas City)
- KSNW 3 NBC (Wichita)

Hawk Talk with Charlie Weis

Live from the Salty Iguana in Lawrence, Hawk Talk will give fans the opportunity to listen to Coach Weis answer fan questions from the internet and text messages about all things KU Football. Hawk Talk can be heard around the state on the Jayhawk Radio Network affiliates listed below. Fans can submit questions to Coach Weis on the front page of kuathletics.com. The show takes place each Monday from 7-8 p.m.

Jayhawk Radio Network

Abilene/Salina	KSAJ-FM (98.5)
Chanute	KKOY-FM (105.5)
Coffeyville/Independence	KGGF-FM (104.1)
Concordia	KCKS-FM (94.9)
Dodge City	KZRD-FM (93.9)
Emporia	KVOE-AM (1400)
Fort Scott	KMDO-AM (1600)
Fort Scott	KOMB-FM (103.9)
Garden City/Leoti	KWKR-FM (99.9)
Glen Elder/Cawker City	KZDY-FM (96.3)
Goodland/Colby	KWGB-FM (97.9)
Great Bend/Larned	KBGL-FM (106.9)
Hays	KAYS-AM (1400)
Hutchinson	KSKU-FM (94.7)
Iola	KIOL-AM (1370)
Kansas City	KCSP-AM (610)
Lawrence	KLWN-AM (1320)
Lawrence	KLZR-FM (105.9)
Liberal	KSCB-AM (1270)
Marysville	KNDY-FM (95.5)
Parsons	KLKC-AM (1540)
Phillipsburg	KQMA-FM (92.5)
Russell	KRSL-AM (990)
Topeka	WIBW-AM (580)
Wellington	KKLE-AM (1550)
Wichita	KFH-AM (1240)
Wichita/Clearwater	KFH-FM (98.7)
Winfield	KWME-FM (93.5)

Career Starts By Position

--OFFENSE--

WR McDougald (14) Patterson (8) Matthews (6) Beshears (6) Omigie (3) Shepherd (2)	LT Hawkinson (30)	LG Marrongelli (12) Zlatnik (7)	C Marrongelli (6)	RG Zlatnik (20) Marrongelli (6) Dent (4) Sterling (2)	RT Hawkinson (12) Howard (4) Sterling (2)	TE Ragone (3)	WR Patterson (12) Pick (10) Turzilli (4) Jackson (2) Omigie (2)	QB Crist (6) Pick (1)	HB Sims (18) Pierson (4) Beshears (4) Oporum (3)	FB/TE/WR* Smiley (3) Sizemore (2) Pierson (2) Cox (2) Pick (1)
--	-----------------------------	--	-----------------------------	--	---	-------------------------	---	------------------------------------	---	--

--DEFENSE--

DE Oporum (21) Young (6) Agostinho (1)	DT Young (4) Lewandowski (3) Agostinho (3) Tavai (3) S. Smith (1)	NT John Williams (9) Tavai (3) Young (3)	DE Agostinho (12) Josh Williams (6)	SLB/NB* Patmon (14)* Bakare (8) Tharp (7) Linton (1)* Kande (1) Powell (1)* Oporum (1) Love (1)	MLB Willis (12) Heeney (6)	WLB Tharp (5) McDonald (1)	FC Patterson (6) Brown (6) Beshears (3) Patmon (2) Powell (1)	SS McDougald (14) L. Smith (4) Linton (2)	FS L. Smith (17) McDougald (6)	BC Brown (16) Patmon (6) Patterson (5)
--	---	--	--	--	---	---	---	---	---	--

Red Zone Defense Stout

The Jayhawk defense has found a niche not only in forcing turnovers, but in slowing down opposing offenses in the red zone. Of note--KU became the first team to hold TCU to 20 points or less since the Horned Frogs' 17-10 Fiesta Bowl loss to Boise State (Jan. 4, 2010). TCU had scored at least 21 points in its last 27 contests prior to being held to 20 against the Jayhawks Sept. 15. Over the past two seasons, TCU averaged 41.2 points per game.

Turzilli Stepping Up For KU Offense

KU wide receiver **Andrew Turzilli** has come on as of late. Turzilli got his first start of his career versus TCU and immediately made his presence felt with three catches for 100 yards, including catches of 42 and 41 yards. Turzilli has started four consecutive games now and ranks fourth on the team in receptions with 14 and second in receiving yards with 234.

Debuts

Kansas has had 21 players see game action for the first time in a Jayhawk uniform in 2012. Nine offensive players, eight defensive players and four specialists have made their way on to Kivisto Field first time in their KU careers. The following are the players who have made their official Jayhawk debut: **Offense** - Dylan Admire (OL), Charles Brooks (TE), Taylor Cox (HB), Dayne Crist (QB), Michael Cummings (QB), Josh Ford (WR), Aslam Sterling (OL), Tre' Parmalee (WR), Mike Ragone (TE)--**Defense** - Anthony McDonald (LB), Ben Goodman (DL), Jake Love (LB), Schyler Miles (LB), Keon Stowers (DL), Jordan Tavai (DL), Josh Williams (DL), Tyree Williams (CB)--**Specialists** - Sean Huddleston (P), Blake Jablonski (H/QB), Nick Prologo (K) and Reilly Jeffers (SN).

First Time Starters

Thirteen Jayhawk players have picked up their first career start at KU in 2012. The following players have opened the game on the field in a game this season: **Offense** - Andrew Turzilli (WR), Dayne Crist (QB), Aslam Sterling (RG), Randall Dent (RG), Gavin Howard (RT), Trent Smiley (TE), Mike Ragone (TE)--**Defense** - Jake Love (SLB), Jordan Tavai (N), Anthony McDonald (WLB), Josh Williams (DE), Ben Heene (MLB) and Prinz Kande (SLB).

Oporum and Doherty Honored By CFPA vs. Rice

Kansas senior DE/LB **Toben Oporum** and junior K/P **Ron Doherty** were honored for their play in KU's game versus Rice. For their efforts, Oporum was honored by the College Football Performance Awards as an honorable mention defensive lineman of the week, while Doherty was cited by the CFPA as an honorable mention punter of the week. Oporum recorded three tackles in the game, including a sack for a loss of seven yards. He also forced and recovered a fumble on the sack. Doherty only punted twice during the game, but nailed both of them as he averaged 50.5 yards per punt versus Rice.

Block Party

It had been nearly eight seasons since KU had recorded multiple blocks in the kicking game, but the Jayhawks came storming out of the gates in the special teams--recording two blocked punts in the 2012 season-opening



Toben Oporum

win over SDSU. Junior WR **Chris Omigie** was able to get to the punter in the first quarter, while junior WR **Josh Ford** was able to block a punt in the second quarter and recover it at the SDSU seven yard line. Ford's block and recovery led to a KU field goal just before the end of the first half. The Jayhawks scored a TD on the ensuing possession following Omigie's block.

McDougald Honored By CFPA vs. SDSU

Kansas senior free safety **Bradley McDougald** had an outstanding game in KU's win over South Dakota State. For his efforts, McDougald was honored by the College Football Performance Awards as an honorable mention defensive back of the week. McDougald hauled in two interceptions in the win over the Jackrabbits, becoming the first KU player have more than one pick in a game since Darrell Stuckey grabbed two in KU's season finale in 2008. McDougald also had six tackles, including five solo stops, and one TFL for minus one yard.

Dynamic Duos

When halfbacks **Tony Pierson** and **Taylor Cox** each rushed for more than 100 yards versus South Dakota State, it marked the 18th time in KU history two or more players had hit the century mark in rushing in the same game. Pierson and Cox combined for 245 rushing yards, which ranks 10th among Kansas' 18 games with multiple 100-yard rushers. On one occasion KU had three players rush for more than 100 yards. In 1975, Dennis Wright (113), Norris Banks (120) and Laverne Smith, Jr. (236) joined forces to account for 469 rushing yards in a win over Missouri.

Follow Kansas Football on AT&T Jayhawk All-Access

Kansas fans were able to watch the Jayhawks' football season-opener vs. South Dakota State on AT&T Jayhawk All-Access, the first of more than 400 events to air in 2012-13 on KU's online network via kuathletics.com. This marks the eighth consecutive year that AT&T Jayhawk All-Access will broadcast Kansas Athletics events either with video, audio

2012 National Polls

AP Top 25

Oct. 14

1	Alabama (60)	6-0	1500
2	Oregon	6-0	1436
3	Florida	6-0	1361
4	Kansas State	6-0	1296
5	Notre Dame	6-0	1283
6	LSU	6-1	1153
7	Ohio State	7-0	1071
8	Oregon State	5-0	1050
9	South Carolina	6-1	1042
10	Oklahoma	4-1	994
11	USC	5-1	874
12	Florida State	6-1	836
13	Georgia	5-1	753
14	Clemson	5-1	673
15	Mississippi State	6-0	591
16	Louisville	6-0	574
17	West Virginia	5-1	552
18	Texas Tech	5-1	444
19	Rutgers	6-0	405
20	Texas A&M	5-1	379
21	Cincinnati	5-0	294
22	Stanford	4-2	242
23	Michigan	4-2	177
24	Boise State	5-1	133
25	Ohio	7-0	104

Others receiving votes: Arizona State 92, **TCU 88**, Louisiana Tech 38, **Texas 25**, North Carolina State 11, Northwestern 6, Washington 6, Wisconsin 6, Nebraska 4, North Carolina 2, Tulsa 2, Penn State 1, Arizona 1.

USA Today Poll

Oct. 14

RK	TEAM	RECORD	PTS
1	Alabama (59)	6-0	1475
2	Oregon	6-0	1414
3	Kansas State	6-0	1307
4	Florida	6-0	1297
5	Notre Dame	6-0	1251
6	LSU	6-1	1179
7	Oklahoma	4-1	1021
8	South Carolina	6-1	1012
9	USC	5-1	995
10	Florida State	6-1	919
11	Oregon State	5-0	839
12	Georgia	5-1	806
13	Clemson	5-1	741
14	Louisville	6-0	695
15	West Virginia	5-1	677
16	Mississippi State	6-0	671
17	Rutgers	6-0	495
18	Cincinnati	5-0	456
19	Texas A&M	5-1	397
20	Texas Tech	5-1	274
21	TCU	5-1	272
22	Boise State	5-1	271
23	Stanford	4-2	215
24	Arizona State	5-1	133
25	Michigan	4-2	96

Others receiving votes: Northwestern 77, Ohio 54, **Texas 54**, Louisiana Tech 24, Wisconsin 16, Nebraska 10, Nevada 7, **Oklahoma State 6**, Western Kentucky 6, **Iowa State 5**, Northern Illinois 2, Louisiana-Monroe 2, Toledo 2, Tulsa 1, UCLA .

Kansas Players In The NCAA Rankings



Tony Pierson
Rushing
9563.8
All-Purpose Yards
88105.8



James Sims
Tackles
15114.7



Bradley McDougald
Interceptions
470.33
Tackles
798.33



Ron Doherty
Tackles
798.33



Tyler Patmon
Interceptions
470.33

or both. In addition to the football season opener, Kansas football fans who subscribe to AT&T All-Access can also see:

- Charlie Weis' weekly press conferences
- KU Football Fans who subscribe may also listen to:
- The complete radio broadcasts of KU football, including pre- and post-game shows and post-game interviews with Charlie Weis

• Hawk Talk with Charlie Weis

Kansas football fans can subscribe to Jayhawk All-Access by going to www.kuathletics.com and clicking on the AT&T Jayhawk All-Access button on the right. Jayhawk All-Access subscriptions are only \$9.95 per month or \$79.95 per year.

Team Captains

On April 24, **Charlie Weis** announced the team captains for the 2012 season. This year's permanent team captains include: on offense, QB **Dayne Crist** and LT **Tanner Hawkinson** and on defense, DE/LB **Toben Oporum**. All three players are seniors and Oporum is one of just 15 players at Kansas to be named a team captain for more than one season. Oporum was also named a team captain for the 2011 season. A fourth captain will be selected for each game--aside from the season opener--based on special teams play from the previous game.

The Graduates

Kansas football has seven players on its roster in 2012 who already have one undergraduate degree in hand. Three players have already earned a degree from KU, as **Brandon Hawks**, **Trevor Marrongelli** and **Daymond Patterson** each walked down the hill in either the spring or summer of 2012. Four other Jayhawks earned degrees at their previous institutions before arriving at KU--Notre Dame grads **Dayne Crist**, **Anthony McDonald** and **Mike Ragone** and Nebraska grad **Josh Williams**.

Jayhawks Making The Grade

The University of Kansas football team set a team record for the 2012 spring semester with a 3.0 grade-point average, and the department's overall GPA of 2.99 was its fourth-highest in history. The football program's previous high mark was a 2.75 in the spring of 2010. Four of the 35 KU student-athletes with a 4.0 were football players, heading the list of 36 football players who achieved a 3.0 or higher. Of those 36, 14 (including the four 4.0's) earned head coach Charlie Weis's designation of "Dean's List" with GPA's of over 3.5.

Strength of Schedule

Kansas' 2012 schedule is widely considered one of the toughest in the NCAA. According to the NCAA strength of schedule rankings, the Jayhawks have the second toughest schedule in college football, behind only Big 12 foe Iowa State.

Hawkinson Anchors Experienced Line

Senior LT **Tanner Hawkinson** is returning to the left side of the offensive line after starting all 12 games at the right tackle position in 2011. After redshirting in 2008, Hawkinson has been a mainstay for KU's line, starting 42-straight games entering Saturday's contest versus



2012 Team Captains

Oklahoma. He is joined by fellow seniors **Duane Zlatnik** (RG) and **Trevor Marrongelli** (C) as the veterans up front. Zlatnik has 27 starts and Marrongelli has 24 starts.

Four Jayhawks Awarded Scholarships

At the conclusion of 2012 Fall Camp, head coach **Charlie Weis** had a few scholarships remaining of the team's total of 85 and he decided to reward a quartet of KU's hard working walk-ons with one-year grants. Seniors **Ryan Burton** (RB) and **Brandon Hawks** (S) and juniors **Justin Carnes** (SN) and **Shane Smith** (DL) were each put on scholarship for the 2012-13 school year.

Son Of A Gun

Several members of the Kansas football team come from extremely strong football bloodlines. One Jayhawk is the son of a current collegiate head football coach and a second player's father is an assistant coach at the collegiate level. Sophomore WR **Connor Embree**'s father Jon is in his second year as the head coach at Colorado. Additionally senior RB **Ryan Burton**'s father, Ron, is the defensive line coach at Air Force. Also to be noted is offense quality control coach **Kyle Brey** is the son of Notre Dame head men's basketball coach Mike Brey, while **Charlie Weis, Jr.**, student-manager/offensive assistant, is the son of KU head coach Charlie Weis.

NFL Production

Kansas head coach **Charlie Weis**, who has 16 years of NFL coaching experience, has an amazing record of sending his collegiate players to the NFL. Weis has had 24 of the players he coached collegiately get drafted by an NFL team. Additionally, one of his top players from his time at Notre Dame, **Jeff Samardzija**, was drafted in the fifth round of the 2006 MLB Draft and is currently a starting pitcher for the Chicago Cubs.

Up Next

The Jayhawks will host Texas at 11 a.m., on Saturday, Oct. 27 for their annual Homecoming game. The game will mark the fourth time this season and the third-straight week KU will be featured on Fox Sports Net. Texas leads the all-time series with KU, 9-2.

2012 BIG 12 STANDINGS

School	Big 12	Overall
Kansas State	3-0	6-0
TCU	2-1	5-1
Texas Tech	2-1	5-1
West Virginia	2-1	5-1
Oklahoma	2-1	4-1
Oklahoma State	1-1	3-2
Iowa State	1-2	4-2
Texas	1-2	4-2
Baylor	0-2	3-2
Kansas	0-3	1-5

THIS WEEK IN THE BIG 12

Saturday, October 20

Iowa State at Oklahoma State, 11:00 a.m., FX
 Texas Tech at TCU, 2:30 p.m., ABC
 Kansas at Oklahoma, 6 p.m., FSN
 Kansas State at West Virginia, 6 p.m., Fox
 Baylor at Texas, 7 p.m., ABC

2012 BIG 12 PRESEASON POLL

1. Oklahoma
2. West Virginia
3. Texas
4. Oklahoma State
5. TCU
6. Kansas State
7. Baylor
8. Iowa State
9. Texas Tech
10. Kansas

Kansas At Kick Off

Opponent	Captain	Captain	Captain	Captain	Coin Toss	Kick/Receive	1st Poss.	1st Def. Poss.
SDSU	Crist	Hawkinson	Oporum		Lost	Receive	Missed FG	Punt
Rice	Crist	Hawkinson	Oporum	Love	Won	Kick	Interception	Punt
TCU	Crist	Hawkinson	Oporum	Ford	Won	Kick	Field Goal	Fumble
No. Illinois	Crist	Hawkinson	Oporum	Bakare	Won	Kick	Field Goal	Punt
KSU	Crist	Hawkinson	Oporum	Simmons	Won	Kick	Touchdown	Punt
OSU	Crist	Hawkinson	Oporum		Won	Kick	T/O Downs	T/O Downs
OU								
UT								
Baylor								
TTU								
ISU								
WVU								

Head Coach Charlie Weis



Charlie Weis arrived at the University of Kansas on December 9, 2011, armed with an impressive legacy of success at the highest level of collegiate and professional football.

The 33-year coaching veteran coached 16 years in the NFL and assisted two of the greatest coaches in NFL history – Bill Parcells and Bill Belichick. Weis owns four Super Bowl rings and has played an integral role for teams that have appeared in six AFC Championship Games. As a head coach, the 2005 National College Coach of the Year led Notre Dame to back-to-back BCS Bowl Games in 2005 (Fiesta) and 2006 (Sugar); Notre Dame's 19 victories those two seasons were the most for the Fighting Irish in a two-year span since 1992-93.

Weis spent the 2011 season as the offensive coordinator and quarterbacks coach at the University of Florida. In 2010 he was the Kansas City Chiefs' offensive coordinator, helping guide the team to the AFC West title, its first 10-win season since 2005 and its first playoff berth in four years.

Weis previously served as offensive coordinator for the NFL's New England Patriots (2000-04) and N.Y. Jets (1998-99). He was instrumental in the development of Patriots quarterback Tom Brady, who entered the league as a sixth-round pick in 2000 and who has since become a two-time Super Bowl MVP and five-time Pro Bowl performer.

Weis demonstrated his ability to tutor quarterbacks with the Fighting Irish as well. Brady Quinn (3,919 yards in 2005) and Jimmy Clausen (3,722 yards in 2009) put up the two most prolific passing seasons in Notre Dame history. Wide receiver Golden Tate also established eye-popping numbers under Weis, setting a Notre Dame record with 2,707 career receiving yards and taking home the 2009 Biletnikoff Award as the top receiver in the country. Tate also set single-season school records in 2009 with 93 receptions and 1,496 yards and a school record-tying 15 touchdown grabs.

During Weis' five-year stay with the Patriots – from 2000-04 – the club won three Super Bowls in a four-year span, only the second team in NFL history to accomplish that feat. New England was 53-27 (.663) during Weis' tenure and had a 9-0 playoff record.

Over Tom Brady's first four seasons as a starter in the NFL (2001-04), he ranked fourth in the NFL with 97 passing touchdowns and earned Super Bowl MVP honors

in two of New England's three championship victories, while wide receiver Deion Branch earned the other. The Patriots produced two straight 14-2 seasons – in 2003 and 2004 – each capped by Super Bowl victories. New England rushed for 2,134 yards in 2004, the team's highest total since 1985.

In Weis' first stint with the Patriots, he helped the club earn its second AFC Championship in team history, reaching the Super Bowl following the 1996 season. Over the four years of his first tour with New England, Weis coached tight ends (1993-94), running backs (1995) and wide receivers (1996), helping players like Ben Coates, Curtis Martin and Terry Glenn emerge as playmakers.

The Trenton, N.J., native spent three seasons (1997-99) on staff with the N.Y. Jets, working under head coach Bill Parcells. Weis came on staff as the wide receivers coach and was promoted to offensive coordinator in 1998. That season, the Jets advanced to the AFC Championship Game for the first time since 1982.

Weis first broke into the NFL as an assistant on Parcells' N.Y. Giants staff, first as a defensive/special teams assistant in 1990, then moving to running backs coach in 1991 and 1992. In his first season with the team, the Giants won the Super Bowl. He then helped Rodney Hampton to a pair of 1,000-yard rushing seasons.

Weis spent time working in the Giants' pro personnel department in 1989 before joining the team on a full-time basis. While doing that, he served as head coach at Township (N.J.) High School and led the team to the state championship.

From 1985-88, Weis worked as an assistant at South Carolina. He began his coaching career at Boonton (N.J.) High School in 1979 before serving five seasons at Morristown (N.J.) High School (1980-84).

In 2003, Weis and his wife Maura created the Hannah and Friends Foundation, a non-profit organization dedicated to improving the quality of life for children and adults with special needs. The foundation funds Hannah's Helping Hands, which provides quality-of-life grants to families across the country who care for children and adults with special needs. The Weis family opened the Hannah and Friends Neighborhood, a 40-acre facility north of South Bend, Ind., that provides much-needed housing and care services for adults with special needs.

Weis is the author of a 2006 autobiography (written with Vic Carucci) titled "No Excuses: One Man's Incredible Rise Through the NFL to Head Coach of Notre Dame." His wife, Maura, is author of a 2008 book (written with Jessica Trobaugh Temple) titled "Miles from the Sideline"--a journey with the Weis' special needs daughter.

In the spring of 2008, Weis traveled to the Middle East as part of a contingent of college football coaches who were visiting military personnel stationed in the region.

Charlie and Maura Weis have two children, Charles Joseph and Hannah Margaret. Charlie Jr., recently completed his freshman year at KU, earning a perfect 4.0 GPA. Now in his sophomore campaign at Kansas, he is also serving as a student manager-offensive assistant, working closely with the Jayhawk running backs.

Charlie Weis Breakdown

Personal Information

Hometown: Trenton, N.J.
Spouse: Maura
Children: Charlie, Jr. and Hannah
Education: Notre Dame, Bachelors/South Carolina, Masters
Career Coaching Record: 36-31 (.537)

Coaching History

Years	School	Position
1979	Boonton H.S. (N.J.)	Assistant
1980-84	Morristown H.S. (N.J.)	Assistant
1985-88	South Carolina	GA/DBs (1985) GA/LBs (1986) Vol./DEs (1987) Asst. Rec. Coord. (1988)
1989	Franklin Township H.S. (N.J.)	Head Coach
1990-92	New York Giants	Def. Asst./Asst. STs (1990) RBs (1991-92)
1993-96	New England Patriots	TE (1993-94) RBs (1995) WRs (1996)
1997-99	New York Jets	WRs (1997) Off. Coord./WRs (1998) Off. Coord. (1999)
2000-04	New England Patriots	Off. Coord. (2000) Off. Coord./QBs (2001-02) Off. Coord. (2003-04)
2005-09	Notre Dame	Head Coach
2010	Kansas City Chiefs	Off. Coordinator/QBs
2011	Florida	Off. Coordinator/QBs
2012-Present	Kansas	Head Coach

Year-By-Year Record

Year	Overall	Big 12
Notre Dame		
2005	9-3	
2006	10-3	
2007	3-9	
2008	6-6	
2009	7-6	
Kansas	Overall	Big 12
2012	1-5	0-3
Totals	36-31	0-3

Bowl Games

2006 - Fiesta, Notre Dame
 2007 - Sugar, Notre Dame
 2009 - Hawaii, Notre Dame

2012 Kansas Coaching Staff



Jeff Blasko
Tight Ends
Pressbox



Clint Bowen
Defensive Backs
Field



Dave Campo
Defensive Coordinator/DBs
Pressbox



DeMontie Cross
Linebackers
Field



Tim Grunhard
Offensive Line
Field



Rob Ianello
Wide Receivers
Field



Reggie Mitchell
Running Backs
Field



Ron Powlus
Quarterbacks
Field



Buddy Wyatt
Defensive Line
Field

2012 KANSAS FOOTBALL DEPTH CHART

OFFENSE

X	7	Kale Pick (6-1 1/2, 205, Sr-3L)
	82	Andrew Turzilli (6-4, 193, So-1L)
LT	72	Tanner Hawkinson (6-5 1/2, 300, Sr-3L)
	61	Pat Lewandowski (6-5 1/2, 285, So-1L)
LG	67	Duane Zlatnik (6-4, 306, Sr-3L)
	73	Damon Martin (6-3, 295, Fr-RS)
C	69	Trevor Marrongelli (6-3, 303, Sr-3L)
	66	Dylan Admire (6-3, 277, Fr-RS)
RG	64	Randall Dent (6-4, 300, Jr-1L)
	77	Aslam Sterling (6-5, 360, Jr-JC)
RT	77	Aslam Sterling (6-5, 360, Jr-JC)
	70	Gavin Howard (6-4, 300, Jr-1L)
TE	84	Mike Ragone (6-4, 255, Sr-TR)
	41	Jimmy Mundine (6-2, 243, So-1L)
Slot	15	Daymond Patterson (5-8, 180, Sr-3L)
	11	Tre' Parmalee (5-10, 168, Fr-HS)
OR	83	Chris Omigie (6-4, 200, Jr-2L)
F	25	Brandon Bourbon (6-1 1/2, 218, So-1L)
	45	Nick Sizemore (6-0 1/2, 240, Jr-1L)
HB	29	James Sims (6-0, 200, Jr-2L)
	3	Tony Pierson (5-10 1/2, 170, So-1L)
OR	36	Taylor Cox (5-11, 210, Jr-JC)
QB	10	Dayne Crist (6-4, 235, Sr-TR)
OR	14	Michael Cummings (5-10, 201, Fr-RS)

DEFENSE

END	95	Josh Williams (6-4, 255, Sr-TR)
	93	Ben Goodman (6-3, 260, Fr-RS)
N	90	Kevin Young (6-3, 285, Jr-2L)
	71	John Williams (6-3, 300, Jr-2L)
T	9	Jordan Tavai (6-3, 290, Jr-JC)
	96	Keba Agostinho (6-2, 280, Jr-2L)
RE/SLB	35	Toben Oporum (6-1 1/2, 250, Sr-3L)
	2	Darius Willis (6-2, 240, Jr-1L)
SLB/NB	57	Jake Love (6-0, 220, Fr-RS)
	17	Tunde Bakare (5-10, 205, Sr-1L)
MLB	31	Ben Heeney (6-0, 225, So-1L)
	32	Schyler Miles (6-2, 228, Fr-HS)
WLB	34	Huldon Tharp (6-0, 227, Jr-2L)
	51	Anthony McDonald (6-2, 235, Sr-TR)
FC	5	Greg Brown (5-10 1/2, 185, Sr-3L)
	11	Tyree Williams (6-0, 193, Fr-HS)
BC	33	Tyler Patmon (5-11, 180, Jr-2L)
	25	JaCorey Shepherd (5-11, 185, So-1L)
SS	1	Lubbock Smith (5-10, 200, Sr-3L)
	23	Dexter Linton (5-10 1/2, 195, Jr-1L)
FS	24	Bradley McDougald (6-1, 209, Sr-3L)
	26	Ray Mitchell (6-0, 190, So-1L)

SPECIALIST

K	16	Nick Prolago (5-10, 175, So-JC)
	13	Ron Doherty (5-11 1/2, 209, Jr-2L)
P	13	Ron Doherty (5-11 1/2, 209, Jr-2L)
	40	Sean Huddleston (6-1, 200, So-JC)
SSN	54	Justin Carnes (6-1 1/2, 250, Jr-2L)
	69	Trevor Marrongelli (6-3, 303, Sr-3L)
LSN	54	Justin Carnes (6-1 1/2, 250, Jr-2L)
	59	Reilly Jeffers (6-2, 230, Fr-HS)
HOLD	17	Blake Jablonski (6-1, 205, So-SQ)
	11	Tre' Parmalee (5-10, 168, Fr-HS)
KOR	11	Tre' Parmalee (5-10, 168, Fr-HS)
	36	Taylor Cox (5-11, 210, Jr-JC)
PR	15	Daymond Patterson (5-8, 180, Sr-3L)
	24	Bradley McDougald (6-1, 209, Sr-3L)
	11	Tre' Parmalee (5-10, 168, Fr-HS)

Alphabetical			Numerical						
No.	Name	Pos.	No.	Name	Pos.	Ht.	Wt.	Yr.-Exp.	Hometown (High School/Previous School)
66	Dylan Admire	OL	1	Lubbock Smith	S	5-10	200	Sr.-3L	Dallas, Texas (Carter HS)
96	Keba Agostinho	DL	2	Darius Willis	DE/LB	6-2	240	Jr.-1L	Houston, Texas (Eisenhower HS/Bufalo)
22	Greg Allen	CB	3	Tony Pierson	HB	5-10 ½	170	So.-1L	East St. Louis, Ill. (East St. Louis HS)
58	Courtney Arnick	LB	4	Prinz Kande	LB	5-11	205	Jr.-2L	Euleus, Texas (Trinity HS)
62	Dylan Avery	DL	5	Greg Brown	CB	5-10 ½	185	Sr.-3L	Cedar Hill, Texas (Cedar Hill HS)
17	Tunde Bakare	LB	6	Turner Baty	QB	6-2	208	So.-JC	Redwood City, Calif. (New Canaan Prep/City Coll. of SF)
99	Austin Barone	K	7	Kale Pick	WR	6-1 ½	205	Sr.-2L	Dodge City, Kan. (Dodge City HS)
6	Turner Baty	QB	8	Josh Ford	WR	6-3	211	Jr.-JC	Landover, Md. (Coolidge HS/Arizona Western CC)
74	Brian Beckmann	OL	9	Jake Heaps	QB	6-1	210	Jr.-TR	Issaquah, Wash. (Skyline HS/BYU)
20	D.J. Beshears	WR	9	Jordan Tavai	DL	6-3	290	Jr.-JC	Redondo Beach, Calif. (Mira Costa HS/El Camino CC)
52	Dom Bickus	LB	10	Dayne Crist	QB	6-4	235	Sr.-TR	Canoga Park, Calif. (Notre Dame HS/Notre Dame)
25	Brandon Bourbon	HB/FB	11	Tre' Parmalee	WR	5-10	168	Fr.-HS	Overland Park, Kan. (Bishop Miege HS)
86	Charles Brooks	TE	11	Tyree Williams	CB	6-0	193	Fr.-HS	Stafford, Texas (Dulles HS)
5	Greg Brown	CB	12	Christian Matthews	WR	6-1	205	Jr.-2L	Arlington, Texas (James Bowie HS)
56	Josh Burgoon	OL	13	Ron Doherty	P/PK	5-11 ½	209	Jr.-2L	Klein, Texas (Klein HS)
37	Ryan Burton	HB	14	Michael Cummings	QB	5-10	201	Fr.-RS	Killeen, Texas (Killeen HS)
54	Justin Carnes	LS	14	Nasir Moore	CB	6-1	170	Jr.-JC	Suwanee, Ga. (Peachtree Ridge HS/East LA Coll.)
45	Piers Christian	CB	15	Daymond Patterson	WR	5-8	180	Sr.-RS	Mesquite, Texas (North Mesquite HS)
65	Paul Clark	LS/C	16	Matt Hentges	WR	6-2	175	Fr.-HS	Eureka, Mo. (Eureka HS)
75	Sean Connolly	OL	16	Nick Prolago	K	5-10	175	So.-JC	Olathe, Kan. (Olathe Northwest HS/Butler CC)
36	Taylor Cox	HB	17	Tunde Bakare	LB	5-10	205	Sr.-1L	Woodbridge, Va. (Forest Park HS/Highland CC)
10	Dayne Crist	QB	17	Blake Jablonski	H/QB	6-1	205	So.-SQ	Wichita, Kan. (Collegiate HS)
14	Michael Cummings	QB	18	Corrigan Powell	CB	5-10	174	Sr.-1L	Garland, Texas (Lakeview Centennial HS)
64	Randall Dent	OL	19	Eric Kahn	K	6-5	180	So.-TR	Spring Hill, Kan. (Spring Hill HS/MidAmer. Nazarene)
13	Ron Doherty	P/PK	19	Justin McCay	WR	6-2	215	So.-TR	Shawnee Mission, Kan. (Bishop Miege HS/Oklahoma)
22	Connor Embree	WR	20	D.J. Beshears	WR	5-9	185	Sr.-2L	Denton, Texas (Ryan HS)
43	Ed Fink	FB	22	Greg Allen	CB	5-11	204	Fr.-HS	Houston, Texas (Alief Taylor HS)
8	Josh Ford	WR	22	Connor Embree	WR	5-10	180	So.-TR	Superior, Colo. (Blue Valley West HS/UNLV)
93	Ben Goodman	DL	23	Dexter Linton	S	5-10 ½	195	Jr.-1L	Arlington, Texas (James Bowie HS)
72	Tanner Hawkinson	OL	24	Bradley McDougald	S	6-1	209	Sr.-3L	Columbus, Ohio (Scioto HS)
28	Brandon Hawks	S	25	Brandon Bourbon	HB/FB	6-1 ½	218	So.-1L	Potosi, Mo. (Potosi HS)
9	Jake Heaps	QB	25	JaCorey Shepherd	CB	5-11	185	So.-1L	Mesquite, Texas (Mesquite Horn HS)
31	Ben Heaney	LB	26	Ray Mitchell	S	6-0	190	So.-1L	Irving, Texas (MacArthur HS)
16	Matt Hentges	WR	27	Victor Simmons	LB	6-1 ½	206	So.-1L	Olathe, Kan. (Olathe North HS)
80	Ricki Herod	WR	28	Brandon Hawks	S	5-9	190	Sr.-SQ	Oskaloosa, Kan. (Oskaloosa HS)
94	Tyler Holmes	DL	28	Marquis Jackson	HB/FB	6-0	220	So.-1L	Fort Worth, Texas (Arlington Heights HS)
70	Gavin Howard	OL	29	James Sims	HB	6-0	200	Jr.-2L	Irving, Texas (MacArthur HS)
40	Sean Huddleston	P	30	Tevin Shaw	S	5-11	185	Fr.-HS	Piscataway, N.J. (Piscataway HS)
49	Tyler Hunt	LB	31	Ben Heaney	LB	6-0	225	So.-1L	Hutchinson, Kan. (Hutchinson HS)
17	Blake Jablonski	H/QB	32	Schlyer Miles	LB	6-2	228	Fr.-HS	Tampa, Fla. (Berkeley Prep HS)
28	Marquis Jackson	HB/FB	33	Tyler Patmon	CB	5-11	180	Jr.-2L	Round Rock, Texas (Vista Ridge HS)
59	Reilly Jeffers	OL	34	Huldon Tharp	LB	6-0	227	Jr.-2L	Mulvane, Kan. (Mulvane HS)
19	Eric Kahn	K	35	Toben Oporum	DE/LB	6-1 ½	250	Sr.-3L	Richardson, Texas (Plano East HS)
4	Prinz Kande	LB	36	Taylor Cox	HB	5-11	210	Jr.-JC	Mill Creek, Wash. (Jackson HS/College of the Siskiyow)
61	Pat Lewandowski	OL	37	Ryan Burton	HB	5-9	190	Sr.-SQ	Colorado Springs, Colo. (Air Academy HS)
23	Dexter Linton	S	38	Justin Puthoff	LS/TE	6-2	245	Jr.-1L	Goddard, Kan. (Goddard HS)
57	Jake Love	LB	38	Josh Richardson	DE/LB	6-4	245	Sr.-SQ	Dublin, Ohio (Scioto HS)
68	Luke Luhrsen	OL	40	Sean Huddleston	P	6-1	200	So.-JC	Orange, Calif. (Foothill HS/Fullerton JC)
69	Trevor Marrongelli	OL	40	Preston Randall	HB	6-1	190	Fr.-HS	Lawrence, Kan. (Veritas Christian School)
73	Damon Martin	OL	41	Jimmay Mundine	TE	6-2	243	So.-1L	Denison, Texas (Denison HS)
			43	Ed Fink	FB	6-2 ½	235	So.-1L	Belleville, Ill. (Althoff HS)
			43	Alex Matlock	S	6-1	195	Fr.-RS	Pflugerville, Texas (Pflugerville HS)
			45	Piers Christian	CB	6-0	180	Fr.-HS	Dallas, Texas (Woodrow Wilson HS)
			45	Nick Sizemore	FB	6-0 ½	240	Jr.-1L	Lititz, Pa. (Manheim Township HS/Bufalo)
			47	Brian Maura	S	6-3 ½	205	So.-1L	Miami, Fla. (Felix Varela HS)
			49	Tyler Hunt	LB	6-2	230	Sr.-2L	Lawrence, Kan. (Lawrence HS)

Numerical

No.	Name	Pos.	Ht.	Wt.	Yr.-Exp.	Hometown (High School/Previous School)
51	Anthony McDonald	LB	6-2	235	Sr.-TR	Burbank, Calif. (Notre Dame HS/Notre Dame)
52	Dom Bickus	LB	6-0	220	Fr.-HS	Long Grove, Ill. (Stevenson HS)
54	Justin Carnes	SN	6-1 ½	250	Jr.-2L	La Porte, Texas (La Porte HS)
55	Michael Reynolds	DE/LB	6-1	240	So.-1L	Wichita, Kan. (Kapaun Mt. Carmel HS)
56	Josh Burgoon	OL	6-1 ½	275	Jr.-SQ	Lenexa, Kan. (St. James Academy/Benedictine)
57	Jake Love	LB	6-0	220	Fr.-RS	Tonkawa, Okla. (Tonkawa HS)
58	Courtney Arnick	LB	6-2	195	Fr.-HS	Dallas, Texas (Carter HS)
59	Reilly Jeffers	SN	6-2	230	Fr.-HS	South Bend, Ind. (Marian HS)
61	Pat Lewandowski	OL	6-5 ½	285	So.-1L	Overland Park, Kan. (Blue Valley West HS)
62	Dylan Avery	DL	6-3	250	So.-SQ	Topeka, Kan. (Topeka HS)
63	Dillon Roberts	OL	6-1	295	Jr.-JC	Pleasanton, Kan. (Pleasanton HS/Fort Scott CC)
64	Randall Dent	OL	6-4	300	Jr.-1L	Dallas, Texas (South Grand Prairie HS)
65	Paul Clark	LS/C	6-2	275	Fr.-HS	Miami, Fla. (Norland HS)
66	Dylan Admire	OL	6-3	277	Fr.-RS	Overland Park, Kan. (Blue Valley West HS)
67	Duane Zlatnik	OL	6-4	306	Sr.-3L	Rossville, Kan. (Rossville HS)
68	Luke Luhrsen	OL	6-3 ½	292	Fr.-RS	Wheaton, Ill. (Warrenville South HS)
69	Trevor Marrongelli	OL	6-3	303	Sr.-3L	Austin, Texas (Westwood HS)
70	Gavin Howard	OL	6-4	300	Jr.-1L	Owasso, Okla. (Owasso HS)
71	John Williams	DL	6-3	300	Jr.-2L	Tulsa, Okla. (Washington HS)
72	Tanner Hawkinson	OL	6-5 ½	300	Sr.-3L	McPherson, Kan. (McPherson HS)
73	Damon Martin	OL	6-3	295	Fr.-RS	Arlington, Texas (Arlington HS)
74	Brian Beckmann	OL	6-6	300	Fr.-HS	Overland Park, Kan. (Blue Valley West HS)
75	Sean Connolly	OL	6-7	287	Fr.-HS	Kirtland Hills, Ohio (St. Edward HS)
76	Bryan Peters	OL	6-3 ½	300	Fr.-RS	La Mirada, Calif. (La Mirada HS)
77	Aslam Sterling	OL	6-5	360	Jr.-JC	Springfield Garden, N.Y. (Bayside HS/Nassau CC)
79	Riley Spencer	OL	6-6	305	Jr.-2L	Hesston, Kan. (Hesston HS)
80	Ricki Herod	WR	6-2	195	So.-1L	Mesquite, Texas (North Mesquite HS)
82	Andrew Turzilli	WR	6-3 ½	193	So.-1L	Butler, N.J. (Butler HS)
83	Chris Omigie	WR	6-4	200	Jr.-2L	Arlington, Texas (Martin HS)
84	Mike Ragone	TE	6-4	255	Sr.-TR	Blackwood, N.J. (Camden Catholic HS/Notre Dame)
85	Trent Smiley	TE	6-4	245	So.-1L	Frisco, Texas (Wakeland HS)
86	Charles Brooks	TE	6-6	240	Jr.-JC	St. Louis, Mo. (Maplewood HS/Scottsdale CC)
87	Jordan Shelley-Smith	TE	6-5	230	Fr.-HS	McGregor, Texas (Reicher Catholic HS)
88	Billy Owens	WR	6-2	175	Jr.-TR	Galveston, Texas (Ball HS/University of Saint Mary)
90	Kevin Young	DL	6-3	285	Jr.-2L	Olathe, Kan. (Olathe North HS)
91	Shane Smith	DL	6-5 ½	295	Jr.-1L	Albuquerque, N.M. (Eldorado HS)
92	Neal Page	DE/LB	6-4	230	Fr.-HS	Birmingham, Mich. (Seaholm HS)
93	Ben Goodman	DL	6-3	260	Fr.-RS	Beaumont, Texas (West Brook HS)
94	Tyler Holmes	DL	6-3	286	Fr.-HS	Garland, Texas (Sachse HS)
95	Josh Williams	DL	6-4	255	Sr.-TR	Denton, Texas (Ryan HS/Nebraska)
96	Keba Agostinho	DL	6-2	280	Jr.-2L	Katy, Texas (James Taylor HS)
98	Keon Stowers	DL	6-3	290	So.-JC	Rock Hill, S.C. (Northwestern HS/Georgia Military Coll.)
99	Austin Barone	K	5-11	170	Fr.-HS	Pittsburg, Kan. (St. Mary's Colgan HS)

Alphabetical

No.	Name	Pos.
12	Christian Matthews	WR
47	Brian Maura	S
19	Justin McCay	WR
51	Anthony McDonald	LB
24	Bradley McDougald	S
32	Schlyer Miles	LB
26	Ray Mitchell	S
14	Nasir Moore	CB
41	Jimmy Mundine	TE
83	Chris Omigie	WR
35	Toben Oporum	DE/LB
88	Billy Owens	WR
92	Neal Page	DE/LB
11	Tre' Parmalee	WR
33	Tyler Patmon	CB
15	Daymond Patterson	WR
76	Bryan Peters	OL
7	Kale Pick	WR
3	Tony Pierson	HB
18	Corrigan Powell	CB
16	Nick Prolago	K
38	Justin Puthoff	LS/TE
84	Mike Ragone	TE
40	Preston Randall	HB
55	Michael Reynolds	DE/LB
38	Josh Richardson	DE/LB
63	Dillon Roberts	OL
30	Tevin Shaw	S
87	Jordan Shelley-Smith	TE
25	JaCorey Shepherd	CB
27	Victor Simmons	LB
29	James Sims	HB
45	Nick Sizemore	FB
85	Trent Smiley	TE
1	Lubbock Smith	S
91	Shane Smith	DL
79	Riley Spencer	OL
77	Aslam Sterling	OL
98	Keon Stowers	DL
9	Jordan Tavai	DL
34	Huldon Tharp	LB
82	Andrew Turzilli	WR
71	John Williams	DL
95	Josh Williams	DL
11	Tyree Williams	CB
2	Darius Willis	DE/LB
90	Kevin Young	DL
67	Duane Zlatnik	OL

Kansas Football Pronunciation Guide

2	DARIUS Willis	DARE ee us	35	TOBEN OPURUM	Toe ben O pur um
4	PRINZ KANDE	Prince Candy	38	Justin PUTHOFF	Put off
6	Turner BATY	Bait-ee	41	JIMMAY MUNDINE	Jih MAY mun DINE
9	Jordan TAVAI	TUH-vye	68	Luke LUHRSEN	Lewer son
11	TYREE Williams	TIE-REE	69	Trevor MARRONGELLI	Mare un jelly
13	Ron DOHERTY	DOOR tee	77	ASLAM Sterling	as-lum
14	NASIR Moore	NAH-sear	80	Ricki HEROD	hair id
15	DAYMOND Patterson	DAY mund	81	MARQUIS Jackson	Mar keese
17	TUNDE BAKARE	Toon day buh CAR ee	83	Chris OMIGIE	O ME jee
23	Tony PIERSON	Peer son	84	Mike RAGONE	Ruh-GOAN
30	TEVIN Shaw	rhymes with Kevin	96	KEBA AGOSTINHO	Kee buh August eeno
32	SCHYLER Miles	Sky-ler	98	Keon STOWERS	rhymes with FLOWERS

Last Meeting with Oklahoma



OKLAHOMA (6-0) 47

KANSAS (2-4) 17

Memorial Stadium/Kivisto Field • Lawrence, Kan.
Oct. 15, 2011 • Attendance: 42,580

Kansas went into the locker room at halftime trailing the No. 1 team in the nation by 10 points, but the Jayhawks couldn't sustain anything offensively in the second half as Kansas fell to Oklahoma, 47-17, on Saturday evening, in Memorial Stadium.

Kansas running backs James Sims and Darrian Miller provided a good one-two punch in the backfield for the Jayhawks as Sims finished with 75 yards on 11 carries and a touchdown. Miller added 15 carries for 66 yards and a touchdown.

The Sooners struck first as quarterback Landry Jones connected with wide receiver Kenny Stills from 17 yards out to give Oklahoma a 7-0 lead with 11:32 left in the first quarter. The drive started on the Kansas 35-yard line thanks to a 33-yard punt return from Ryan Broyles.

Oklahoma would then add a 36-yard field goal by Mike Hunnicutt to extend their lead to 10-0 midway through the first quarter.

Then, on a fourth-and-one from their own 44-yard line late in the first quarter, KU head coach Turner Gill gambled and sent his offense back onto the field following an injury to offensive lineman Jeremiah Hatch.

The gamble paid off as sophomore quarterback Jordan Webb pitched the ball on a broken play to running back James Sims and from there Sims would do the rest. Sims broke one Sooner tackle and dashed down the left sideline 56 yards to the end zone, cutting OU's lead to 10-7 with 2:59 left in the first quarter.

On the ensuing Oklahoma offensive possession, KU freshman safety Victor Simmons forced and recovered a fumble at the Sooners' 25-yard line. The turnover led to a 36-yard field goal by Kansas freshman kicker Alex Mueller to tie the game 10-10 with just over 11 minutes left in the first half.

Oklahoma answered right back as the Sooners marched 70 yards in nine plays, capped off by an eight-yard scamper from running back Roy Finch, taking the lead for good.

Final Statistics

Oklahoma	10	17	3	17	— 47
Kansas	7	10	0	0	— 17

OU – 1st (11:32) – Stills 17 pass from Jones (Hunnicutt kick)
 OU – 1st (5:21) – Hunnicutt 36 field goal
 KU – 1st (2:59) – Sims 56 run (Mueller kick)
 KU – 2nd (11:47) – Mueller 36 field goal
 OU – 2nd (9:13) – Finch 8 run (Hunnicutt kick)
 OU – 2nd (7:50) – Broyles 57 pass from Jones (Hunnicutt kick)
 KU – 2nd (3:43) – Miller 2 run (Mueller kick)
 OU – 2nd (0:03) – Hunnicutt 19 field goal
 OU – 3rd (4:05) – Hunnicutt 27 field goal
 OU – 4th (14:18) – Hunnicutt 20 field goal
 OU – 4th (10:22) – Broyles 43 pass from Jones (Hunnicutt kick)
 OU – 4th (3:53) – Whaley 10 run (Hunnicutt kick)

Team Stats	OU	KU
First Downs	29	9
Rushes-Yards	40-247	38-144
Passing	29-48-1	13-25-0
Passing Yards	368	108
Total Offense	88-610	63-252
Fumbles-Lost	2-2	1-0
Sacks by-Yards Lost	5-31	0-0
Penalties	3-15	7-58
Punts	3-137	11-441
Punt Returns	3-84	2-12
Kick Returns	4-80	9-181
Time of Possession	30:22	29:38

Individual Totals
Rushing — OU: Whaley 30-165, Finch 6-58, Williams 2-15, Jones 2-9. KU: Sims 11-75, Miller 15-66, Pierson 3-20, Lewis 1-3, Webb 8-(-20).
Passing — OU: Jones 29-48-1-368. KU: Webb 13-25-0-108.
Receiving — OU: Broyles 13-217, Stills 8-74, Reynolds 3-37, Hanna 2-15, Whaley 2-7, Ratterree 1-13. KU: Shepherd 3-8, Biere 2-11, Miller 2-11, Beshears 1-36, Lewis 1-26, Jackson 1-14, Matthews 1-7, Sims 1-(-1), Pierson 1-(-4).
Sacks — OU: Nelson 2-18, Washington 1-9, Alexander 1-3, Ndulue 1-1.
Tackle Leaders — OU: Lewis 9, Colvin 8. KU: Johnson 13, Willis 10, McDougald 9.

Last Game



OKLAHOMA STATE (3-2) 20

KANSAS (1-5) 14

Memorial Stadium/Kivisto Field • Lawrence, Kan.
Oct. 13, 2012 • Attendance: 31,115

Kansas freshman Michael Cummings was handed the Jayhawk offense in the third quarter and with the help of a career-high 138 rushing yards by James Sims, the Jayhawks came within a touchdown of defeating Big 12 Conference opponent Oklahoma State in a 20-14 loss at Memorial Stadium Saturday.

The defense of Kansas (1-5 overall, 0-3 in league play) kept the game close to set up the potential late-game heroics. KU held Oklahoma State (3-2, 1-1) to its lowest point total since the 2010 Cotton Bowl, when the Cowboys were defeated 21-7 by Ole Miss.

Powered by a career-high 12 tackles from Jake Love and a career-best tying effort from Bradley McDougald with 12 stops, the Kansas defense held OSU to 371 yards of total offense, including 116 yards on the ground. Oklahoma State entered the game leading the nation with 55.8 points and 659 yards per game.

OSU opened the fourth quarter with a 42-yard field goal from Sharp to take a 20-0 lead. Cummings entered the game at quarterback in place of starter Dayne Crist and threw his first career touchdown with a 21-yard pass to Jimmay Mundinetto put KU on the board, 20-7. Cummings completed five of his 10 pass attempts in the game for 75 yards. On the ensuing Kansas drive, Sims ran in a 30-yard touchdown and was responsible for 58 of the 73 yards on the drive to make it a 20-14 game with 8:52 on the clock. Sims had 27 carries in the game.

The Jayhawks were forced to punt following their next drive and a roughing the kicker penalty against Kansas with less than two minutes remaining eliminated any chance of the KU offense regaining possession. Oklahoma State ran out the clock to seal the victory.

The game opened with a scoreless first quarter that included four failed fourth-down conversion tries between the two teams, including a fake field goal attempt by Kansas, a one hour and 19 minute weather delay and a combined 184 yards of total offense. Oklahoma State's second failed fourth-down attempt occurred inside KU's 20-yard line and marked the first time this season that the Cowboys were unable to score in the red zone ending their 25-for-25 string.

KU defense held OSU to its lowest first-half score in its last 14 games. The 10 points was the fewest first-half points scored by the Cowboys in over a year when OSU posted three points at the half at Texas A&M on Sept. 24, 2011.

Final Statistics

Oklahoma State	0	10	7	3	— 20
Kansas	0	0	0	14	— 14

OSU – 2nd (7:34) – Walsh 4 run (Sharp kick)
 OSU – 2nd (0:49) – Sharp 49 field goal
 OSU – 3rd (11:50) – Moore 72 pass from Walsh (Sharp kick)
 OSU – 4th (14:10) – Sharp 42 field goal
 KU – 4th (10:52) – Mundine 21 pass from Cummings (Prolago kick)
 KU – 4th (8:52) – Sims 30 run (Prolago kick)

Team Stats	OSU	KU	Individual Totals
First Downs	17	22	Rushing — OSU: Randle 29-80, Walsh 9-52, Smith 1-6, Stewart 2-(-10). KU: Sims 27-138, Beshears 6-25, Cox 6-16, Matthews 1-13, Bourbon 1-5, Jablonski 1-2, Crist 3-1, Cummings 4-(-13).
Rushes-Yards	44-116	49-187	Passing — OSU: Walsh 18-29-1-255. KU: Crist 10-22-0-136, Cummings 5-10-0-75.
Passing	18-29-1	15-32-0	Receiving — OSU: Moore 5-97, Stewart 5-76, Moore 3-38, Jackson 1-16, Hays 1-9, Anderson 1-7, Staley 1-7, Randle 1-5. KU: Pick 4-74, Sims 3-42, Parmalee 2-36, Mundine 2-30, Turzilli 2-22, Patterson 1-5, Sizemore 1-2.
Passing Yards	255	211	Sacks — OSU: Nicholas 1-6, Elkins 1-8, Mitchell 1-7.
Total Offense	73-371	81-398	Tackle Leaders — OSU: Nicholas 7, Gary 7, Lowe 6, Elkins 6. KU: McDougald 12, Love 12, Heeney 9, Oporum 8.
Fumbles-Lost	0-0	0-0	
Sacks by-Yards Lost	3-21	0-0	
Penalties	3-45	4-46	
Punts	5-265	6-246	
Punt Returns	1-27	2-19	
Kick Returns	1-21	1-33	
Time of Possession	26:35	33:35	

**2012 Kansas Football
Kansas Overall Team Statistics (as of Oct 14, 2012)
All games**

Team Statistics	KU	OPP
SCORING	114	168
Points Per Game	19.0	28.0
FIRST DOWNS	130	125
Rushing	63	59
Passing	58	61
Penalty	9	5
RUSHING YARDAGE	1076	1205
Yards gained rushing	1225	1336
Yards lost rushing	149	131
Rushing Attempts	253	239
Average Per Rush	4.3	5.0
Average Per Game	179.3	200.8
TDs Rushing	9	12
PASSING YARDAGE	1190	1397
Comp-Att-Int	97-194-7	113-183-7
Average Per Pass	6.1	7.6
Average Per Catch	12.3	12.4
Average Per Game	198.3	232.8
TDs Passing	4	8
TOTAL OFFENSE	2266	2602
Total Plays	447	422
Average Per Play	5.1	6.2
Average Per Game	377.7	433.7
KICK RETURNS: #-Yards	13-238	21-489
PUNT RETURNS: #-Yards	5-50	8-61
INT RETURNS: #-Yards	7-103	7-59
KICK RETURN AVERAGE	18.3	23.3
PUNT RETURN AVERAGE	10.0	7.6
INT RETURN AVERAGE	14.7	8.4
FUMBLES-LOST	5-5	9-7
PENALTIES-Yards	24-185	23-224
Average Per Game	30.8	37.3
PUNTS-Yards	27-1097	24-921
Average Per Punt	40.6	38.4
Net punt average	35.4	34.6
KICKOFFS-Yards	25-1460	36-2256
Average Per Kick	58.4	62.7
Net kick average	53.0	40.1
TIME OF POSSESSION/Game	31:18	28:42
3RD-DOWN Conversions	28/91	29/80
3rd-Down Pct	31%	36%
4TH-DOWN Conversions	6/18	5/9
4th-Down Pct	33%	56%
SACKS BY-Yards	6-39	16-105
MISC YARDS	0	0
TOUCHDOWNS SCORED	14	20
FIELD GOALS-ATTEMPTS	5-10	10-12
ON-SIDE KICKS	0-0	0-0
RED-ZONE SCORES	(14-19) 74%	(18-27) 67%
RED-ZONE TOUCHDOWNS	(9-19) 47%	(13-27) 48%
PAT-ATTEMPTS	(13-14) 93%	(18-19) 95%
ATTENDANCE	166266	68718
Games/Avg Per Game	4/41566	2/34359
Neutral Site Games		0/0

Score by Quarter	1st	2nd	3rd	4th	OT	Total
Kansas	30	27	30	27	0	114
Opponents	30	44	48	46	0	168

**2012 Kansas Football
Kansas Overall Individual Statistics (as of Oct 14, 2012)
All games**

Rushing	gp-gs	att	gain	loss	net	avg	td	lg	avg/g
Sims, James	3-3	73	355	11	344	4.7	4	30	114.7
Cox, Taylor	6-2	61	338	13	325	5.3	2	39	54.2
Pierson, Tony	5-5	59	331	12	319	5.4	2	47	63.8
Matthews, Christian	5-0	6	56	0	56	9.3	0	15	11.2
Beshears, D.J.	6-0	10	54	2	52	5.2	0	13	8.7
Bourbon, Brandon	4-0	7	22	1	21	3.0	0	10	5.2
Doherty, Ron	5-0	1	13	0	13	13.0	0	13	2.6
Patterson, Daymond	6-6	2	6	0	6	3.0	0	4	1.0
Pick, Kale	5-4	2	5	0	5	2.5	0	3	1.0
Jackson, Marquis	5-0	1	3	0	3	3.0	0	3	0.6
Jablonski, Blake	2-0	1	2	0	2	2.0	0	2	1.0
Miles, Schyler	6-0	1	1	0	1	1.0	1	1	0.2
TEAM	2-0	2	0	2	-2	-1.0	0	0	-1.0
Cummings, Michael	2-0	4	4	17	-13	-3.2	0	4	-6.5
Crist, Dayne	6-6	23	35	91	-56	-2.4	0	8	-9.3
Total	6	253	1225	149	1076	4.3	9	47	179.3
Opponents	6	239	1336	131	1205	5.0	12	99	200.8

Passing	gp-gs	effic	comp-att-int	pct	yds	td	lg	avg/g
Crist, Dayne	6-6	98.48	88-178-7	49.4	1088	3	43	181.3
Cummings, Michael	2-0	125.77	7-14-0	50.0	87	1	21	43.5
Jablonski, Blake	2-0	200.80	1-1-0	100.	12	0	12	6.0
Matthews, Christian	5-0	125.20	1-1-0	100.	3	0	3	0.6
Total	6	101.11	97-194-7	50.0	1190	4	43	198.3
Opponents	6	132.65	113-183-7	61.7	1397	8	72	232.8

Receiving	gp-gs	no.	yds	avg	td	lg	avg/g
Patterson, Daymond	6-6	19	160	8.4	0	14	26.7
Pick, Kale	5-4	15	248	16.5	0	43	49.6
Pierson, Tony	5-5	15	198	13.2	1	26	39.6
Turzilli, Andrew	6-4	14	234	16.7	0	42	39.0
Beshears, D.J.	6-0	8	44	5.5	0	9	7.3
Mundine, Jimmay	6-0	6	74	12.3	2	23	12.3
Sims, James	3-3	5	66	13.2	0	28	22.0
Parmalee, Tre'	6-0	3	55	18.3	0	23	9.2
Omigie, Chris	6-0	3	51	17.0	0	23	8.5
Bourbon, Brandon	4-0	2	20	10.0	0	12	5.0
Ragone, Mike	6-3	2	11	5.5	1	9	1.8
Sizemore, Nick	4-0	2	10	5.0	0	8	2.5
Cox, Taylor	6-2	2	7	3.5	0	4	1.2
Oporum, Toben	6-6	1	12	12.0	0	12	2.0
Total	6	97	1190	12.3	4	43	198.3
Opponents	6	113	1397	12.4	8	72	232.8

Punt Returns	no.	yds	avg	td	lg
Patterson, Daymond	4	25	6.2	0	33
McDougald, Bradley	1	19	19.0	0	19
Ford, Josh	0	6	0.0	0	6
Total	5	50	10.0	0	33
Opponents	8	61	7.6	0	35

Interceptions	no.	yds	avg	td	lg
Patmon, Tyler	2	54	27.0	1	54
McDougald, Bradley	2	31	15.5	0	30
Smith, Lubbock	1	18	18.0	0	18
Brown, Greg	1	0	0.0	0	0
Powell, Corrigan	1	0	0.0	0	0
Total	7	103	14.7	1	54
Opponents	7	59	8.4	0	55

Kick Returns	no.	yds	avg	td	lg
Parmalee, Tre'	7	160	22.9	0	33
Beshears, D.J.	4	63	15.8	0	22
Pierson, Tony	1	12	12.0	0	12
Mundine, Jimmay	1	3	3.0	0	3
Total	13	238	18.3	0	33
Opponents	21	489	23.3	0	44

Fumble Returns	no.	yds	avg	td	lg
Williams, Josh	1	16	16.0	0	16
Total	1	16	16.0	0	16
Opponents	0	0	0.0	0	0

**2012 Kansas Football
Kansas Overall Individual Statistics (as of Oct 14, 2012)
All games**

Scoring	td	fg	PAT				dxp	saf	pts
			kick	rush	rcv	pass			
Doherty, Ron	-	5-10	11-12	-	-	-	-	26	
Sims, James	4	-	-	-	-	-	-	24	
Pierson, Tony	3	-	-	-	-	-	-	18	
Mundine, Jimmay	2	-	-	-	-	-	-	12	
Cox, Taylor	2	-	-	-	-	-	-	12	
Miles, Schyler	1	-	-	-	-	-	-	6	
Patmon, Tyler	1	-	-	-	-	-	-	6	
Ragone, Mike	1	-	-	-	-	-	-	6	
Prolago, Nick	-	-	2-2	-	-	-	-	2	
Bakare, Tunde	-	-	-	-	-	-	1	2	
Total	14	5-10	13-14	-	-	-	1	114	
Opponents	20	10-12	18-19	-	-	0-1	-	168	

Total Offense	g	plays	rush	pass	total	avg/g
Crist, Dayne	6	201	-56	1088	1032	172.0
Sims, James	3	73	344	0	344	114.7
Cox, Taylor	6	61	325	0	325	54.2
Pierson, Tony	5	59	319	0	319	63.8
Cummings, Michael	2	18	-13	87	74	37.0
Matthews, Christian	5	7	56	3	59	11.8
Beshears, D.J.	6	10	52	0	52	8.7
Bourbon, Brandon	4	7	21	0	21	5.2
Jablonski, Blake	2	2	2	12	14	7.0
Doherty, Ron	5	1	13	0	13	2.6
Patterson, Daymond	6	2	6	0	6	1.0
Pick, Kale	5	2	5	0	5	1.0
Jackson, Marquis	5	1	3	0	3	0.6
Miles, Schyler	6	1	1	0	1	0.2
TEAM	2	2	-2	0	-2	-1.0
Total	6	447	1076	1190	2266	377.7
Opponents	6	422	1205	1397	2602	433.7

Field Goals	fg	pct.	01-19	20-29	30-39	40-49	50-99	lg	blk
Doherty, Ron	5-10	50.0	0-0	4-5	1-2	0-2	0-1	37	0
FG Sequence	Kansas	Opponents							
SDSU	35,(22)	(25)							
Rice	(29),53,40	(47),(29),(29),(45)							
TCU	(37),45,(22)	27,(37),(27)							
Northern Illinois	(26)	(44)							
Kansas State	24	-							
OSU	-	(49),52,(42)							

Numbers in (parentheses) indicate field goal was made.

Punting	no.	yds	avg	lg	tb	fc	i20	50+	blk
Doherty, Ron	21	851	40.5	63	3	4	6	5	0
Huddleston, Sean	5	204	40.8	46	0	0	2	0	0
Pick, Kale	1	42	42.0	42	1	0	0	0	0
Total	27	1097	40.6	63	4	4	8	5	0
Opponents	24	921	38.4	73	2	7	7	5	2
Kickoffs	no.	yds	avg	tb	ob	retn	net	ydln	
Prolago, Nick	19	1087	57.2	3	1				
Doherty, Ron	6	373	62.2	0	0				
Total	25	1460	58.4	3	1	23.3	35.8	29	
Opponents	36	2256	62.7	23	0	18.3	40.1	24	

**2012 Kansas Football
Kansas Overall Individual Statistics (as of Oct 14, 2012)
All games**

<u>All Purpose</u>	<u>g</u>	<u>rush</u>	<u>rcv</u>	<u>pr</u>	<u>kr</u>	<u>ir</u>	<u>total</u>	<u>avg/g</u>
Pierson, Tony	5	319	198	0	12	0	529	105.8
Sims, James	3	344	66	0	0	0	410	136.7
Cox, Taylor	6	325	7	0	0	0	332	55.3
Pick, Kale	5	5	248	0	0	0	253	50.6
Turzilli, Andrew	6	0	234	0	0	0	234	39.0
Parmalee, Tre'	6	0	55	0	160	0	215	35.8
Patterson, Day	6	6	160	25	0	0	191	31.8
Beshears, D.J.	6	52	44	0	63	0	159	26.5
Mundine, Jimm	6	0	74	0	3	0	77	12.8
Matthews, Chris	5	56	0	0	0	0	56	11.2
Patmon, Tyler	6	0	0	0	0	54	54	9.0
Omigie, Chris	6	0	51	0	0	0	51	8.5
McDougald, Bra	6	0	0	19	0	31	50	8.3
Bourbon, Brand	4	21	20	0	0	0	41	10.2
Smith, Lubbock	4	0	0	0	0	18	18	4.5
Doherty, Ron	5	13	0	0	0	0	13	2.6
Oporum, Toben	6	0	12	0	0	0	12	2.0
Ragone, Mike	6	0	11	0	0	0	11	1.8
Sizemore, Nick	4	0	10	0	0	0	10	2.5
Ford, Josh	6	0	0	6	0	0	6	1.0
Jackson, Marqu	5	3	0	0	0	0	3	0.6
Jablonski, Blak	2	2	0	0	0	0	2	1.0
Miles, Schyler	6	1	0	0	0	0	1	0.2
TEAM	2	-2	0	0	0	0	-2	-1.0
Cummings, Mic	2	-13	0	0	0	0	-13	-6.5
Crist, Dayne	6	-56	0	0	0	0	-56	-9.3
Total	6	1076	1190	50	238	103	2657	442.8
Opponents	6	1205	1397	61	489	59	3211	535.2

**2012 Kansas Football
Kansas Overall Defensive Statistics (as of Oct 14, 2012)
All games**

#	Defensive Leaders	gp-gs	Tackles				Sacks	Pass defense			Fumbles		blkd	
			ua	a	tot	tfl/yds		no-yds	int-yds	brup	qbh	rcv-yds	ff	kick
24	McDougald, Bradley	6-6	40	10	50	3.0-15	1.0-12	2-31	1	.	.	2	.	.
31	Heeney, Ben	6-6	31	19	50	4.0-4	.	.	1	.	.	1	.	.
5	Brown, Greg	6-6	27	10	37	0.5-0	.	1-0	5
33	Patmon, Tyler	6-6	26	4	30	.	.	2-54	5
35	Opurum, Toben	6-6	17	12	29	4.0-15	1.0-7	.	3	1	2-0	2	.	.
34	Tharp, Huldon	5-5	13	13	26	2.5-7	0.5-2
1	Smith, Lubbock	4-4	8	11	19	1.5-4	.	1-18
51	McDonald, Anthony	3-1	6	11	17	0.5-1	1-0	.	.	.
57	Love, Jake	6-1	9	7	16	3.0-11	.	.	.	1
17	Bakare, Tunde	5-1	11	5	16	2.0-5	1.0-3	1
23	Linton, Dexter	6-2	11	4	15	.	.	.	1
95	Williams, Josh	6-6	9	5	14	1.0-1	.	.	1	2	2-16	1	.	.
90	Young, Kevin	6-3	9	4	13	1.5-3	0.5-2	.	1
9	Tavai, Jordan	6-6	6	7	13	0.5-1
71	Williams, John	6-0	4	5	9	0.5-1
93	Goodman, Ben	5-0	4	4	8
8	Ford, Josh	6-0	3	3	6	1	1	.
4	Kande, Prinz	2-1	4	2	6	1.0-6	1.0-6	.	.	1
18	Powell, Corrigan	5-1	3	2	5	.	.	1-0
2	Willis, Darius	4-0	1	4	5
32	Miles, Schyler	6-0	3	2	5
96	Agostinho, Keba	6-5	2	3	5	0.5-0	.	.	1	1
26	Mitchell, Ray	5-0	4	.	4
49	Hunt, Tyler	6-0	2	2	4
55	Reynolds, Michael	6-0	2	2	4	1.0-7	1.0-7	.	1
98	Stowers, Keon	5-0	1	2	3	1.0-4
1	Williams, Tyree	5-0	.	2	2	1-0	.	.	.
13	Doherty, Ron	5-0	2	.	2
1P	Prolago, Nick	5-0	2	.	2
40	Huddleston, Sean	1-0	1	.	1
59	Jeffers, Reilly	3-0	.	1	1
27	Simmons, Victor	6-0	1	.	1
15	Patterson, Daymond	6-6	1	.	1
91	Smith, Shane	6-0	1	.	1
7	Pick, Kale	5-4	1	.	1
10	Crist, Dayne	6-6	1	.	1
83	Omigie, Chris	6-0	1	.
TM	TEAM	2-0	1-0	.	.	.
Total		6	266	156	422	28-85	6-39	7-103	20	6	7-16	7	2	1
Opponents		6	278	132	410	38-148	16-105	7-59	24	7	5-0	5	.	.

GAME-BY-GAME STARTING LINEUPS

Offense	WR	LT	LG	C	RG	RT	TE/WR*/HB^	WR	QB	HB	FB/TE
South Dakota State	Pick	Hawkinson	Zlatnik	Marrongelli	Sterling	Howard	Ragone	Patterson	Crist	Pierson	Smiley
Rice	Pick	Hawkinson	Zlatnik	Marrongelli	Sterling	Howard	Ragone	Patterson	Crist	Pierson	Smiley
TCU	Tuzilli	Hawkinson	Zlatnik	Marrongelli	Dent	Howard	Ragone	Patterson	Crist	Pierson	Smiley
at Northern Illinois	Turzilli	Hawkinson	Zlatnik	Marrongelli	Dent	Howard	Pierson^	Patterson	Crist	Sims	Cox
at Kansas State	Pick	Hawkinson	Zlatnik	Marrongelli	Dent	Sterling	Turzilli*	Patterson	Crist	Sims	Cox
Oklahoma State	Pick	Hawkinson	Zlatnik	Marrongelli	Dent	Sterling	Turzilli*	Patterson	Crist	Sims	Cox
Defense	LE	DT	DT	RE	WLB	MLB	SLB/NB*/	FC	SS	FS	BC
South Dakota State	Josh Williams	Tavai	Agostinho	Oporum	Tharp	Heeney	Bakare	Brown	Smith	McDougald	Patmon
Rice	Josh Williams	Tavai	Agostinho	Oporum	Tharp	Heeney	Kande	Brown	Smith	McDougald	Patmon
TCU	Josh Williams	Tavai	Agostinho	Oporum	Tharp	Heeney	Powell*	Brown	Linton	McDougald	Patmon
at Northern Illinois	Josh Williams	Tavai	Young	Agostinho	McDonald	Heeney	Oporum	Brown	Linton	McDougald	Patmon
at Kansas State	Josh Williams	Tavai	Young	Agostinho	Tharp	Heeney	Oporum	Brown	Smith	McDougald	Patmon
Oklahoma State	Josh Williams	Tavai	Young	Oporum	Tharp	Heeney	Love	Brown	Smith	McDougald	Patmon

INDIVIDUAL GAME-BY-GAME RUSHING

No.	Player	Att-Yds-TD	SDSU	RICE	TCU	NIU	KSU	OSU	OU	UT	BU	TTU	ISU	WVU
29	Sims	73-355-4	DNP	DNP	DNP	18-91-2	10-115-1	27-138-1						
36	Cox	61-338-2	16-121-1	15-79-1	11-47-0	3-19-0	10-46-0	6-16-0						
3	Pierson	59-319-2	20-124-2	19-120-0	9-35-0	10-30-0	1-10-0	DNP						
12	Matthews	6-56-0	0-0-0	DNP	0-0-0	5-43-0	0-0-0	1-13-0						
20	Beshears	10-52-0	0-0-0	0-0-0	0-0-0	2-19-0	2-8-0	6-25-0						
25	Bourbon	7-21-0	5-17-0	0-0-0	DNP	1-(-1)	DNP	1-5-0						
13	Doherty	1-13-0	0-0-0	0-0-0	0-0-0	0-0-0	1-13-0	DNP						
15	Patterson	2-6-0	2-6-0	0-0-0	0-0-0	0-0-0	0-0-0	0-0-0						
7	Pick	2-5-0	0-0-0	0-0-0	DNP	0-0-0	2-5-0	0-0-0						
28	Jackson	1-3-0	1-3-0	0-0-0	0-0-0	DNP	0-0-0	0-0-0						
17	Jablonski	1-2-0	DNP	DNP	DNP	DNP	0-0-0	1-2-0						
32	Miles	1-1-1	0-0-0	1-1-1	0-0-0	0-0-0	0-0-0	0-0-0						
14	Cummings	4-(-13)-0	DNP	DNP	DNP	DNP	0-0-0	4-(-13)-0						
10	Crist	23-(-56)-0	2-(-6)-0	1-(-5)-0	6-(-5)-0	6-(-22)-0	5-(-19)-0	3-1-0						
	TEAM	2-(-2)-0	2-(-2)-0	0-0-0	0-0-0	0-0-0	0-0-0	0-0-0						
	Totals	253-1076-9	48-286-3	36-195-2	26-77-0	45-179-2	49-175-1	49-187-1						
	Opponents	239-1205-12	33-204-1	41-167-2	38-152-0	46-220-2	37-354-6	44-116-1						

INDIVIDUAL GAME-BY-GAME PASSING

No.	Player	Att-Comp-Int		SDSU	RICE	TCU	NIU	KSU	OSU	OU	UT	BU	TTU	ISU	WVU
		Yds-TD													
10	Crist	88-178-7		17-36-1	16-28-2	19-39-1	10-26-0	16-27-3	10-22-0						
		1088-3		169-1	144-1	303-0	147-0	189-1	136-0						
14	Cummings	7-14-0		DNP	DNP	DNP	DNP	2-4-0	5-10-0						
		87-1						12-0	75-1						
12	Matthews	1-1-0		0-0-0	DNP	0-0-0	1-1-0	0-0-0	0-0-0						
		3-0		0-0		0-0	3-0	0-0	0-0						
	Total	97-194-7		17-36-1	16-28-1	19-39-1	11-27-0	19-32-3	15-32-0						
		1190-4		169-1	144-1	303-0	150-0	213-1	211-1						
	Opponents	113-183-7		18-40-4	23-35-1	24-30-0	23-35-1	7-14-0	18-29-1						
		1397-8		207-1	236-0	335-2	235-2	129-2	255-1						

INDIVIDUAL GAME-BY-GAME RECEIVING

No.	Player	No-Yds-TD	SDSU	RICE	TCU	NIU	KSU	OSU	OU	UT	BU	TTU	ISU	WVU
15	Patterson	19-160-0	4-44-0	7-55-0	6-48-0	0-0-0	1-8-0	1-5-0						
3	Pierson	15-198-1	0-0-0	0-0-0	6-99-0	3-36-0	6-63-1	DNP						
7	Pick	15-248-0	5-81-0	2-22-0	DNP	2-45-0	2-26-0	4-74-0						
82	Turzilli	14-234-0	0-0-0	0-0-0	3-100-0	4-45-0	5-67-0	2-22-0						
20	Beshears	8-44-0	5-27-0	2-11-0	0-0-0	0-0-0	1-6-0	0-0-0						
41	Mundine	6-74-2	0-0-0	3-39-1	1-5-0	0-0-0	0-0-0	2-30-1						
11	Parmalee	3-55-0	0-0-0	0-0-0	0-0-0	0-0-0	1-19-0	2-36-0						
83	Omigie	3-51-0	0-0-0	0-0-0	3-51-0	0-0-0	0-0-0	0-0-0						
25	Bourbon	2-20-0	1-12-0	1-8-0	DNP	0-0-0	DNP	0-0-0						
84	Ragone	2-11-1	1-2-1	1-9-0	0-0-0	0-0-0	0-0-0	0-0-0						
45	Sizemore	2-10-0	DNP	DNP	0-0-0	0-0-0	1-8-0	1-2-0						
36	Cox	2-7-0	1-3-0	0-0-0	0-0-0	0-0-0	1-4-0	0-0-0						
35	Opurum	1-12-0	0-0-0	0-0-0	0-0-0	0-0-0	1-12-0	0-0-0						
Totals		97-1190-4	17-169-1	16-144-1	19-303-0	11-150-0	19-213-1	15-211-1						
Opponents		113-1397-8	18-207-1	23-236-0	24-335-2	23-235-2	7-129-2	18-255-1						

INDIVIDUAL GAME-BY-GAME PUNT RETURNS

No.	Player	No-Yds-Lg	SDSU	RICE	TCU	NIU	KSU	OSU	OU	UT	BU	TTU	ISU	WVU
15	Patterson	4-25-33	2-30-33	1-(-5)-0	0-0-0	0-0-0	0-0-0	1-0-0						
24	McDougald	1-19-19	0-0-0	0-0-0	0-0-0	0-0-0	0-0-0	1-19-19						
8	Ford	0-6-6	0-6-6	0-0-0	0-0-0	0-0-0	0-0-0	0-0-0						
Totals		5-50-33	2-36-33	1-(-5)-0	0-0-0	0-0-0	0-0-0	2-19-19						
Opponents		8-61-35	2-1-1	2-(-1)-0	1-0-0	1-(-1)-0	1-35-35	1-27-27						

INDIVIDUAL GAME-BY-GAME KICKOFF RETURNS

No.	Player	No-Yds-Lg	SDSU	RICE	TCU	NIU	KSU	OSU	OU	UT	BU	TTU	ISU	WVU
20	Beshears	4-63-22	0-0-0	1-14-14	3-49-22	0-0-0	0-0-0	0-0-0						
3	Pierson	1-12-12	0-0-0	0-0-0	1-12-12	0-0-0	0-0-0	0-0-0						
41	Mundine	1-3-3	0-0-0	0-0-0	1-3-3	0-0-0	0-0-0	0-0-0						
11	Parmalee	3-75-29	0-0-0	0-0-0	0-0-0	3-75-29	3-52-24	1-33-33						
Totals		12-205-29	0-0-0	1-14-14	5-64-22	3-75-29	3-52-24	1-33-33						
Opponents		20-468-44	6-164-44	4-87-34	3-59-28	4-98-35	3-60-31	1-21-21						

INDIVIDUAL GAME-BY-GAME TACKLES

No.	Player	UT-AT-TT												
		TFL/Sack	SDSU	RICE	TCU	NIU	KSU	OSU	OU	UT	BU	TTU	ISU	WVU
24	McDougald	40-10-50 3.0-15/1.0-12	5-1-6 1.0-1/0-0	7-1-8 0-0/0-0	9-3-12 1.5-13/1.0-12	6-2-8 0.5-1/0-0	3-1-4 0-0/0-0	10-2-12 0-0/0-0						
31	Heeney	31-19-50 4.0-4/0-0	2-3-5 0.5-1/0-0	6-1-7 0.5-0/0-0	1-2-3 0.5-0/0-0	7-5-12 0-0/0-0	11-3-14 2.0-3/0-0	4-5-9 0.5-0/0-0						
5	Brown	27-10-37 0.5-0/0-0	5-3-8 0.5-1/0-0	5-2-7 0-0/0-0	5-1-6 0-0/0-0	7-2-9 0-0/0-0	2-0-2 0-0/0-0	3-2-5 0-0/0-0						
33	Patmon	26-4-30 0-0/0-0	4-1-5 0-0/0-0	6-0-6 0-0/0-0	4-2-6 0-0/0-0	6-1-7 0-0/0-0	2-0-2 0-0/0-0	4-0-4 0-0/0-0						
35	Oporum	17-12-29 4.0-15/1.0-7	3-2-5 0-0/0-0	3-0-3 2.0-9/1.0-7	4-2-6 0-0/0-0	2-2-4 0.5-2/0-0	3-0-3 0-0/0-0	2-6-8 1.5-4/0-0						
34	Tharp	13-13-26 2.5-7/0.5-2	4-2-6 1.5-3/0.5-2	6-3-9 0-0/0-0	1-2-3 0-0/0-0	DNP 0-0/0-0	0-0-0 0-0/0-0	2-5-7 1.0-4/0-0						
1	L. Smith	8-11-19 0.5-1/0-0	1-3-4 0-0/0-0	4-5-9 0.5-1/0-0	DNP	DNP	1-2-3 1.0-3/0-0	2-1-3 0-0/0-0						
51	McDonald	6-11-17 0.5-1/0-0	DNP	DNP	3-3-6 0-0/0-0	3-8-11 0.5-1/0-0	DNP	DNP						
57	Love	9-7-16 3.0-11/0-0	2-0-2 0-0/0-0	0-0-0 0-0/0-0	0-0-0 0-0/0-0	1-1-2 0-0/0-0	0-0-0 0-0/0-0	6-6-12 3.0-11/0-0						
17	Bakare	11-5-16 1.0-3/1.0-3	1-0-1 0-0/0-0	7-2-9 1.0-3/0-0	0-1-1 0-0/0-0	0-2-2 0-0/0-0	3-0-3 1.0-2/0-0	DNP						
23	Linton	11-4-15 0-0/0-0	0-0-0 0-0/0-0	0-1-1 0-0/0-0	4-2-6 0-0/0-0	7-1-8 0-0/0-0	0-0-0 0-0/0-0	0-0-0 0-0/0-0						
95	Josh Williams	9-5-14 1.0-1/0-0	3-0-3 0-0/0-0	3-1-4 1.0-1/0-0	1-3-4 0-0/0-0	1-0-1 0-0/0-0	1-1-2 0-0/0-0	0-0-0 0-0/0-0						
9	Tavai	6-7-13 0.5-1/0-0	4-0-4 0-0/0-0	0-1-1 0-0/0-0	0-2-2 0.5-1/0-0	2-1-3 0-0/0-0	0-1-1 0-0/0-0	0-2-2 0-0/0-0						
90	Young	9-4-13 1.5-3/0.5-2	1-1-2 0.5-2/0.5-2	1-0-1 0-0/0-0	3-1-4 1-1/0-0	0-1-1 0-0/0-0	2-0-2 0-0/0-0	2-1-3 0-0/0-0						
71	John Williams	4-5-9 0.5-1/0-0	1-0-1 0-0/0-0	0-0-0 0-0/0-0	0-3-3 0.5-1/0-0	1-1-2 0-0/0-0	0-1-1 0-0/0-0	2-0-2 0-0/0-0						
93	Goodman	4-4-8 0-0/0-0	0-0-0 0-0/0-0	1-1-2 0-0/0-0	2-2-4 0-0/0-0	1-0-1 0-0/0-0	DNP	0-1-1 0-0/0-0						
4	Kande	4-2-6 1.0-6/1.0-6	2-1-3 0-0/0-0	2-1-3 1.0-6/1.0-6	DNP	DNP	DNP	DNP						
8	Ford	3-3-6 0-0/0-0	0-1-1 0-0/0-0	1-1-2 0-0/0-0	0-1-1 0-0/0-0	0-0-0 0-0/0-0	2-0-2 0-0/0-0	0-0-0 0-0/0-0						
18	Powell	3-2-5 0-0/0-0	2-0-2 0-0/0-0	0-0-0 0-0/0-0	0-0-0 0-0/0-0	1-2-3 0-0/0-0	0-0-0 0-0/0-0	DNP						
96	Agostinho	2-3-5 0.5-0/0-0	0-0-0 0-0/0-0	0-1-1 0-0/0-0	1-0-1 0-0/0-0	0-1-1 0.5-0/0-0	1-1-2 0-0/0-0	0-0-0 0-0/0-0						
2	Willis	1-4-5 0-0/0-0	DNP	0-0-0 0-0/0-0	DNP	1-0-1 0-0/0-0	0-1-1 0-0/0-0	0-3-3 0-0/0-0						
32	Miles	3-2-5 0-0/0-0	1-0-1 0-0/0-0	0-1-1 0-0/0-0	0-1-1 0-0/0-0	2-0-2 0-0/0-0	0-0-0 0-0/0-0	0-0-0 0-0/0-0						
26	Mitchell	4-0-4 0-0/0-0	0-0-0 0-0/0-0	1-0-1 0-0/0-0	DNP	2-0-2 0-0/0-0	0-0-0 0-0/0-0	1-0-1 0-0/0-0						
55	Reynolds	2-2-4 1.0-7/1.0-7	1-0-1 1.0-7/1.0-7	0-0-0 0-0/0-0	1-1-2 0-0/0-0	0-1-1 0-0/0-0	0-0-0 0-0/0-0	0-0-0 0-0/0-0						
49	Hunt	2-2-4 0-0/0-0	0-0-0 0-0/0-0	0-0-0 0-0/0-0	2-1-3 0-0/0-0	0-0-0 0-0/0-0	0-1-1 0-0/0-0	0-0-0 0-0/0-0						
98	Stowers	1-2-3 1.0-4/0-0	1-1-2 1.0-4/0-0	0-0-0 0-0/0-0	0-0-0 0-0/0-0	0-1-1 0-0/0-0	0-0-0 0-0/0-0	DNP						

No.	Player	UT-AT-TT												
		TFL/Sack	SDSU	RICE	TCU	NIU	KSU	OSU	OU	UT	BU	TTU	ISU	WVU
11	T. Williams	0-2-2 0-0/0-0	0-1-1 0-0/0-0	0-0-0 0-0/0-0	0-1-1 0-0/0-0	0-0-0 0-0/0-0	0-0-0 0-0/0-0	DNP 0-0/0-0						
16	Prolago	2-0-2 0-0/0-0	0-0-0 0-0/0-0	1-0-1 0-0/0-0	0-0-0 0-0/0-0	1-0-1 0-0/0-0	0-0-0 0-0/0-0	0-0-0 0-0/0-0						
13	Doherty	2-0-2 0-0/0-0	1-0-1 0-0/0-0	0-0-0 0-0/0-0	0-0-0 0-0/0-0	0-0-0 0-0/0-0	1-0-1 0-0/0-0	DNP 0-0/0-0						
40	Huddleston	1-0-1 0-0/0-0	DNP 0-0/0-0	DNP 0-0/0-0	DNP 0-0/0-0	DNP 0-0/0-0	DNP 0-0/0-0	1-0-1 0-0/0-0						
91	S. Smith	1-0-1 0-0/0-0	0-0-0 0-0/0-0	1-0-1 0-0/0-0	0-0-0 0-0/0-0	0-0-0 0-0/0-0	0-0-0 0-0/0-0	0-0-0 0-0/0-0						
27	Simmons	1-0-1 0-0/0-0	0-0-0 0-0/0-0	0-0-0 0-0/0-0	0-0-0 0-0/0-0	1-0-1 0-0/0-0	0-0-0 0-0/0-0	0-0-0 0-0/0-0						
59	Jeffers	0-1-1 0-0/0-0	0-1-1 0-0/0-0	0-0-0 0-0/0-0	0-0-0 0-0/0-0	0-0-0 0-0/0-0	DNP 0-0/0-0	DNP 0-0/0-0						
15	Patterson	1-0-1 0-0/0-0	0-0-0 0-0/0-0	0-0-0 0-0/0-0	1-0-1 0-0/0-0	0-0-0 0-0/0-0	0-0-0 0-0/0-0	0-0-0 0-0/0-0						
10	Crist	1-0-1 0-0/0-0	0-0-0 0-0/0-0	0-0-0 0-0/0-0	0-0-0 0-0/0-0	0-0-0 0-0/0-0	1-0-1 0-0/0-0	0-0-0 0-0/0-0						
7	Pick	1-0-1 0-0/0-0	0-0-0 0-0/0-0	0-0-0 0-0/0-0	0-0-0 0-0/0-0	0-0-0 0-0/0-0	1-0-1 0-0/0-0	0-0-0 0-0/0-0						
Total		266-156-422 28-85/6-39	44-22-66 6-18/2-11	55-22-77 6-20/2-13	42-34-76 4-16/1-12	52-32-84 2-4/0-0	34-12-46 4-8/0-0	39-34-73 6-19/0-0						
Opponents		278-132-410 38-148/16-105	46-28-74 4-22/1-13	40-18-58 6-15/1-5	38-24-62 4-13/3-11	44-24-68 8-33/4-28	51-26-77 10-35/4-27	58-12-70 6-30/3-21						

TEAM GAME-BY-GAME STATISTICS

Total Offense		SDSU	RICE	TCU	NIU	KSU	OSU	OU	UT	BU	TTU	ISU	WVU
Yards	KU	432	403	380	329	388	398						
	Opp	411	339	487	455	475	371						
Total Plays	KU	84	64	65	72	81	81						
	Opp	73	76	68	81	51	73						
Avg/Play	KU	5.1	5.3	5.8	4.6	4.8	4.9						
	Opp	5.6	5.3	7.2	5.6	9.3	5.1						
Rushing Yards	KU	263	195	77	179	175	187						
	Opp	204	167	152	220	346	116						
Carries	KU	48	36	26	45	49	49						
	Opp	33	41	38	46	37	44						
Rushing TDs	KU	3	2	0	2	1	1						
	Opp	1	2	0	2	6	1						
Passing Yards	KU	169	144	303	150	213	211						
	Opp	207	236	335	235	129	255						
Attempts	KU	36	28	39	27	32	32						
	Opp	40	35	30	35	14	29						
Completions	KU	17	16	19	11	19	15						
	Opp	18	23	24	23	7	18						
Comp. %	KU	47.2	57.1	48.7	40.7	59.4	46.9						
	Opp	45.0	65.7	80.0	65.7	50.0	62.1						
Passing TDs	KU	1	1	0	0	1	1						
	Opp	1	0	2	2	2	1						
Had Intercepted	KU	1	2	1	0	3	0						
	Opp	4	1	0	1	0	1						
First Downs	KU	22	22	19	21	24	22						
	Opp	18	25	21	22	22	17						
Rushing First Downs	KU	12	11	5	12	13	10						
	Opp	6	9	9	12	17	6						
Passing First Downs	KU	9	8	13	8	11	9						
	Opp	11	15	11	10	5	9						
Penalty First Downs	KU	1	3	1	1	0	3						
	Opp	1	1	1	0	0	2						
Time of Possession	KU	32:04	27:59	25:43	31:30	36:56	33:35						
	Opp	27:56	32:01	34:17	28:30	23:04	26:25						
Third Down	KU	5/17	3/10	2/13	4/16	8/17	6/18						
	Opp	3/14	6/15	2/10	9/19	2/5	7/17						
Fourth Down	KU	1/3	0/0	1/3	2/4	2/3	0/5						
	Opp	0/2	2/2	2/2	1/1	0/0	0/2						
Punting	KU	6-275	2-100	3-103	7-280	3-93	6-246						
	Opp	7-207	3-104	1-45	6-210	2-90	5-265						
Fumbles	KU	1-1	1-1	1-1	0-0	2-2	0-0						
	Opp	2-1	2-2	4-4	0-0	1-0	0-0						
Penalties	KU	5-45	5-28	4-35	4-21	2-10	4-46						
	Opp	3-25	6-64	4-50	6-50	1-5	3-45						
Punt Returns	KU	2-36	1-(-5)	0-0	0-0	0-0	2-19						
	Opp	2-1	2-(-1)	1-0	1-(-1)	1-35	1-27						
Kickoff Returns	KU	0-0	1-14	5-64	3-75	3-52	1-33						
	Opp	6-164	4-87	3-59	4-98	3-60	1-21						
Sacks By	KU	2-11	2-13	1-12	0-0	0-0	0-0						
	Opp	1-13	1-5	3-11	4-28	4-27	3-21						

CAREER STARTS

Player, Yr., Pos.	Consecutive	Total	2012	2011	2010	2009	2008
Tanner Hawkinson, Sr., OT	42	42	6	12	12	12	-
Duane Zlatnik, Sr. OG	26	27	6	12	9	0	-
%Bradley McDougald, Sr., WR/S	24	33	6	12	9	6	-
\$Toben Oporum, Sr., DE	24	27	6	12	6	3	-
Trevor Marrongelli, Sr., C	18	24	6	12	4	2	-
Greg Brown, Sr., CB	8	22	6	11	5	-	-
Tyler Patmon, Jr., CB	7	22	6	7	9	-	-
&Daymond Patterson, Sr., WR	6	31	6	0	11	6	7
Dayne Crist, Sr., QB	6	6	6	-	-	-	-
Josh Williams, Sr., DE	6	6	6	-	-	-	-
Jordan Tavai, Jr., DT	6	6	6	-	-	-	-
Ben Heeney, So., LB	6	6	6	0	-	-	-
Andrew Turzilli, So., WR	4	4	4	0	-	-	-
Randall Dent, Jr., OG	4	4	4	0	0	-	-
James Sims, Jr., RB	3	19	3	12	4	-	-
Kevin Young, Jr., DT	3	13	3	4	6	-	-
Lubbock Smith, Sr., S	2	21	4	2	9	6	-
Huldon Tharp, Jr., LB	2	12	5	0	0	7	-
@Kale Pick, Sr., QB/WR	2	12	4	7	1	0	-
Aslam Sterling, Jr., OT	2	4	4	-	-	-	-
Taylor Cox, Jr., HB	1	2	2	-	-	-	-
Jake Love, Fr., LB	1	1	1	-	-	-	-
Keba Agostinho, Jr., DE	0	17	5	12	0	-	-
Darius Willis, Jr., LB	0	12	0	12	-	-	-
#D.J. Beshears, Sr., WR	0	11	0	6	2	3	-
John Williams, Jr., DT	0	10	0	2	1	7	-
Tunde Bakare, Sr., LB	0	7	1	6	-	-	-
Christian Matthews, Jr., WR	0	6	0	6	0	-	-
Tony Pierson, So., RB	0	6	5	1	-	-	-
Chris Omigie, Jr., WR	0	5	0	3	2	-	-
Gavin Howard, Jr., OT	0	4	4	0	0	-	-
Mike Ragone, Sr., TE	0	4	4	-	-	-	-
Dexter Linton, Jr., CB	0	3	2	1	0	-	-
Trent Smiley, So., TE	0	3	3	0	-	-	-
Marquis Jackson, So., WR	0	2	0	2	-	-	-
JaCorey Shepherd, So., WR	0	2	0	2	-	-	-
Pat Lewandowski, So., DT	0	2	0	2	-	-	-
Nick Sizemore, Jr., FB	0	2	0	2	-	-	-
Corrigan Powell, Sr., CB	0	2	1	0	0	0	1
Shane Smith, Jr., DT	0	1	0	1	-	-	-
Prinz Kande, Jr., LB	0	1	1	0	0	-	-

Key

& First two starts in 2008 at WR, last five starts at CB; 2009 starts were at CB; 2010 starts at WR

2009 starts at CB

\$ 2009 starts at RB

% 2009 starts at WR; first eight starts in 2010 at WR, last two at S; 2011 starts at S

@ 2011 starts at WR, 2010 start at QB

2012 INDIVIDUAL BESTS

Rushing

- 138 James Sims vs. Oklahoma State
- 124 Tony Pierson vs. South Dakota State
- 121 Taylor Cox vs. South Dakota State

Passing

- 303 Dayne Crist vs. TCU
- 75 Michael Cummings vs. Oklahoma State

Receiving

- 100 Andrew Turzilli vs. TCU
- 99 Tony Pierson vs. TCU
- 81 Kale Pick vs. South Dakota State
- 55 Daymond Patterson vs. Rice
- 51 Chris Omigie vs. TCU

Tackles

- 14 Ben Heeney at Kansas State
- 12 Bradley McDougald vs. TCU/Oklahoma St.
- 12 Jake Love vs. Oklahoma State
- 11 Anthony McDonald at Northern Illinois
- 9 Tunde Bakare vs. Rice
- 9 Greg Brown at Northern Illinois
- 9 Lubbock Smith vs. Rice
- 9 Huldon Tharp vs. Rice

2012 TEAM BESTS

Offense

Rushing

- 263 vs. South Dakota State

Passing

- 303 vs. TCU

Total Offense

- 432 vs. South Dakota State

Defense

Rushing

- 144 vs. Oklahoma State

Passing

- 129 at Kansas State

Total Offense

- 339 vs. Rice

DRIVE CHART

	Drives	Scores	TD	FG	Punt	TO	Downs	Half	Safety	Scoring Pct.
Kansas	79	19	14	5	27	12	11	4	0	24.1%
Opponent	81	30	20	10	24	14	3	7	1	37.0%

2012 BREAKDOWN

Category	2012
Record	1-5
Big 12	0-3
Non-Conference	1-0
vs. Missouri Valley	1-0
vs. Conference USA	0-1
vs. Mid-American Conference	0-1
Home	1-3
Away	0-2
Neutral	0-0
Day Games	0-5
Night Games (6 p.m. start or later)	1-0
vs. Top 25 teams	0-2
TV games	1-4
on Jayhawk Network	1-0
on Fox Sports Net	0-2
on FX	0-2
When scoring first	0-3
When opponents score first	1-2
When leading at halftime	1-1
When trailing at halftime	0-4
When tied at halftime	0-0
When leading after third quarter	1-2
When trailing after third quarter	0-3
When tied after third quarter	0-0
In overtime games	0-0
When scoring less than 20 points	0-3
When scoring 20+ points	1-2
When scoring 30+ points	1-0
When allowing less than 20 points	1-0
When allowing 20+ points	0-4
When allowing 30+ points	0-2
When rushing for <100 yards	0-1
When rushing for 100+ yards	1-4
When rushing for 200+ yards	1-0
When passing for 200+ yards	0-3
When passing for 250+ yards	0-1
When passing for 300+ yards	0-1
When totaling <300 yds total offense	0-0
When gaining 300+ yds total offense	1-5
When allowing <100 yds rushing	0-0
When allowing 100+ yds rushing	1-5
When allowing 200+ yds rushing	1-2
When allowing <200 yds passing	0-1
When allowing 200+ yards passing	1-4
When allowing 250+ yards passing	0-1
When allowing 300+ yards passing	0-1
When allowing <300 yds total offense	0-0
When allowing 300+ yds total offense	1-5
When having a 100-yard rusher	1-2
When opp. have a 100-yard rusher	1-2
When having no turnovers	0-2
When having less than 3 turnovers	1-3
When having 3 or more turnovers	0-2
When having no takeaways	0-1
When having <3 takeaways	0-2
When having 3 or more takeaways	1-2
When having more than 30:00 TOP	1-3
When having less than 30:00 TOP	0-2

SCORING DRIVES

vs. South Dakota State				
Started at	Plays	Yards	Time	Result
SDSU 47	7	47	3:33	TD
SDSU 5	4	-5	0:55	FG
KU 35	5	65	1:14	TD
SDSU 30	7	30	3:54	TD
KU 25	8	75	3:03	TD
vs. Rice				
Started at	Plays	Yards	Time	Result
KU 9	12	79	5:02	FG
Rice 18	2	18	0:12	TD
KU 25	10	75	4:29	TD
KU 25	9	75	3:13	TD
vs. TCU				
Started at	Plays	Yards	Time	Result
KU47	8	33	4:01	FG
KU20	10	76	5:21	FG
at Northern Illinois				
Started at	Plays	Yards	Time	Result
KU 19	12	72	5:54	FG
KU 14	4	86	1:47	TD
KU 29	14	71	6:10	TD
at Kansas State				
Started at	Plays	Yards	Time	Result
KU 17	12	83	5:52	TD
KU 27	15	73	6:14	TD
vs. Oklahoma State				
Started at	Plays	Yards	Time	Result
KU 35	9	65	3:11	TD
KU 27	2	73	0:42	TD

CHARTING THE BIG PLAYS

— RUSHING —							— RECEIVING —						
Player	10-19	20-29	30-39	40-49	50+	Total	Player	10-19	20-29	30-39	40-49	50+	Total
Pierson	10	1		1		12	Pierson	7	2				9
Cox	7	2	1			10	Patterson	8					8
Sims	5	2	1			8	Pick	7	1	2	1		11
Matthews	3					3	Turzilli	8			2		10
Beshears	3					3	Omigie	1	1				2
Bourbon	1					1	Mundine	1	2				3
Doherty	1					1	Bourbon	1					1
TOTAL	30	5	2	1		38	Opurum	1					1
— PASSING —							— RECEIVING —						
Player	10-19	20-29	30-39	40-49	50+	Total	Player	10-19	20-29	30-39	40-49	50+	Total
Crist	33	8	2	3		46	Parmalee	2	1				3
Cummings	3	1				4	Sims	1	2				3
Jablonski	1					1	TOTAL	37	9	2	3		51
TOTAL	37	9	2	3		51							

IN THE RED ZONE

When the offense moves the ball inside the opponent's 20-yard line, the offense is considered to be in the "red zone," and in prime scoring position. This chart shows how the Jayhawk offense performs inside the "red zone" during the 2011 season:

Game	Chances	TD	FG	TO	Downs	Missed FG	Half
South Dakota State	5	3	1	0	0	1	0
Rice	4	3	1	0	0	0	0
TCU	3	0	2	1	0	0	0
at Northern Illinois	2	1	1	0	0	0	0
at Kansas State	4	2	0	0	1	1	0
Oklahoma State	1	0	0	0	1	0	0
Totals	19	9	5	1	2	2	0
Opp. Totals	27	13	5	4	1	1	3

Kansas Scoring Percentage: .736 (14-for-19)
Opponents Scoring Percentage: .667 (18-for-27)

Kansas Points Scored: 78
Opponents Points Scored: 104

The Last Time Kansas Football

(2012 Marked in CAPS)

Team

Scored 80+ points.....	86 vs. South Dakota State, 1947 (previous: 83 vs. Washington, Mo., 1923)
Scored 70-79 points.....	78 vs. Nebraska, 2007 (71 vs. Cal State Northridge, 1999)
Scored 60-69 points.....	62 vs. Southeastern Louisiana, 2007 (63 vs. Toledo, 2004)
Scored 50-59 points.....	52 vs. Colorado, 2010 (previous: 52, vs. Kansas State, 2008)
Scored 40-49 points.....	45, vs. Northern Illinois, 2011 (Previous:42 vs. McNeese State, 2011)
Scored 40+ points in back-to-back games.....	45 vs. Northern Illinois and 42 vs. McNeese State, 2011
Rushed for 500+ yards.....	556 vs. Missouri, 1975
Rushed for 400-499 yards.....	418 vs. UAB, 1994
Rushed for 300-399 yards.....	301 vs. McNeese State, 2011 (previous: 334 vs. Northern Colorado, 2009)
Rushed for 200-299 yards.....	263, vs. SOUTH DAKOTA STATE, 2012 (previous: 296, vs. Baylor, 2011)
Passed for 500+ yards.....	Never
Passed for 400-499 yards.....	498 vs. Missouri, 2009 (previous: 421 at Colorado, 2009)
Passed for 300-399 yards.....	303, vs. TCU, 2012 (previous: 325 at Oklahoma State, 2011)
Rushed/Passed for 200+ yards.....	239 rush, 239 pass vs. Texas Tech, 2011 (previous: 253 rush, 281 pass vs. Northern Illinois, 2011)
Had 600+ yards of total offense.....	615 vs. FIU, 2007 (previous: 641 vs. Jacksonville State, 2003)
Had 500-599 yards of total offense.....	534 vs. Northern Illinois, 2011 (previous: 501 vs. New Mexico State, 2010)
Scored on first offensive play.....	vs. Minnesota, 2008 (Briscoe 60 pass from Reesing)
Won on final offensive play.....	vs. Iowa State, 2005 (Webb 34 FG [OT])
Lost on final offensive play.....	vs. RICE, 2012, (BOSWELL, 27 FG) Previous: (vs. Missouri, 2009, Ressel 27 FG)
Won in overtime.....	vs. Iowa State (24-21), 2005
Lost in overtime.....	vs. Baylor (30-31), 2011
Recorded a safety.....	at KANSAS STATE, 2012 (previous: vs. Missouri, 2008)
Recorded two safeties.....	vs. Southeastern Louisiana, 2007
Recorded two defensive touchdowns.....	vs. Northwestern, 2003 (previous: vs. Missouri, 2001)
Zero punts in a game.....	vs. UNLV, 2003 (previous: vs. Illinois State, 1998)
Zero sacks allowed in a game.....	vs. New Mexico State, 2010
Recorded a shutout.....	vs. Louisiana Tech, 2008 (previous: vs. Southeastern Louisiana, 2007)
Held opponent to 0 yards rushing.....	(-31) vs. Southeastern Louisiana, 2007 (previous [-6] at Missouri, 2004)
Blocked multiple kicks in a game:.....	2, vs. SOUTH DAKOTA STATE (2 Blocked Punts) (previous: 3, at Oklahoma, 2004 (Blocked PAT, Blocked FG, Blocked Punt))
Blocked multiple punts in a game:.....	2, vs. SOUTH DAKOTA STATE
Scored a special teams TD.....	vs. New Mexico State, 2010 (previous: at Texas, 2009)
Scored a special teams & defensive TD.....	vs. FIU, 2007
Individual - Offense	
Rushed for 200+ yards.....	201, Jon Cornish vs. Kansas State, 2006
Rushed for 150-199 yards.....	181, Jake Sharp vs. Kansas State, 2008
Two Players Rushed for 100+ yards.....	TONY PIERSON (124) and TAYLOR COX (121), vs. SOUTH DAKOTA STATE, 2012
Three Players Rushed for 100+ yards.....	Laverne Smith (253), Norris Banks (120), and Dennis Wright (116), vs. Missouri, 1975
Had 40+ carries.....	40, June Henley vs. Iowa State, 1996
Had 30-39 carries.....	31, Jake Sharp vs. Colorado, 2008
Had 25-29 carries.....	27, JAMES SIMS vs. OKLAHOMA STATE, 2012 (previous: 28, JAMES SIMS at KANSAS STATE, 2012)
Rushed for 5 TDs.....	Never
Rushed for 4 TDs.....	James Sims vs. Colorado, 2010 (previous: Jake Sharp vs. Kansas State, 2008)
Rushed for 3 TDs.....	James Sims vs. Colorado, 2010 (previous: Jake Sharp vs. Kansas State, 2008)
Passed for 500+ yards.....	Never
Passed for 400-499 yards.....	498, Todd Reesing vs. Missouri, 2009 (previous: 401, Todd Reesing at Colorado, 2009)
Passed for 300-399 yards.....	303, DAYNE CRIST vs. TCU, 2012 (previous: 316, Jordan Webb at Oklahoma State, 2011)
Threw 5+ TDs.....	6, Todd Reesing vs. Nebraska, 2007
Threw 4 TDs.....	Todd Reesing vs. Missouri, 2009
Threw 3 TDs.....	Jordan Webb vs. Texas Tech, 2011 (previous: Jordan Webb vs. Northern Illinois, 2011)
Had 50+ pass attempts.....	55, Todd Reesing vs. Missouri, 2009 (previous: 51, Todd Reesing at Colorado, 2009)
Had 40-49 pass attempts.....	41, Todd Reesing vs. Nebraska, 2009
Had 30-39 pass attempts.....	39, DAYNE CRIST vs. TCU, 2012 (previous: 36, DAYNE CRIST vs. SOUTH DAKOTA STATE, 2012)

Had 30+ pass completions.....	37, Todd Reesing vs. Missouri, 2009 (previous: 37, Todd Reesing vs. Iowa State, 2009)
Had 25-29 pass completions.....	25, Jordan Webb at Oklahoma State, 2011
QB Rush for 100+ yards.....	121, Bill Whittemore vs. Colorado, 2002
QB Rush for 100+ yards, pass for 200+ yards.....	Bill Whittemore vs. Colorado, 2002 (rush 121, pass 217)
Had 15+ catches.....	16, Kerry Meier vs. Iowa State, 2009
Had 10-14 catches.....	14, Dezmon Briscoe and 10, Kerry Meier vs. Missouri, 2009
Had Two Players with 10+ catches.....	Dezmon Briscoe (14) and Kerry Meier (10) vs. Missouri, 2009 (previous: Kerry Meier (11) and Johnathan Wilson (10) at South Florida, 2008)
Had 250+ yards receiving.....	269, Dezmon Briscoe at Oklahoma, 2008
Had 200-249 yards receiving.....	242, Dezmon Briscoe vs. Missouri, 2009 (previous: 201, Dezmon Briscoe vs. Minnesota, 2008)
Had 150-199 yards receiving.....	181, Dezmon Briscoe at Texas Tech, 2009 (previous: 154, Dezmon Briscoe at Colorado, 2009)
Had 100+ yards rushing and receiving.....	Never
Had a touchdown rushing and receiving.....	Toben Opurum vs. Southern Miss, 2009 (previous: Jake Sharp at Iowa State, 2008)
2 Players with 100+ yards receiving.....	154, Dezmon Briscoe and 103, Kerry Meier at Colorado, 2009 (previous: 186, Dezmon Briscoe and 142, Kerry Meier vs. Iowa State, 2009)
3 Players with 100+ yards receiving.....	Never
Had 4+ TD receptions.....	4, Quintin Smith vs. Louisville, 1989
Had 3 TD receptions.....	Dezmon Briscoe vs. Minnesota, 2008 (previous: Dezmon Briscoe vs. FIU, 2008)

Individual - Defense

Intercepted 3 passes.....	3, Bill Crank vs. Tulane, 1958
Intercepted 2 passes.....	2, BRADLEY MCDUGALD vs. SOUTH DAKOTA STATE, 2011 (previous: 2, Darrell Stuckey vs. Missouri, 2008)
Returned multiple interceptions for TDs.....	2, Patrick Brown vs. UAB, 1997
Returned an interception for a TD.....	TYLER PATMON (54) at NORTHERN ILLINOIS, 2012 (previous: Bradley McDougald (57) vs. Missouri, 2011)
Interception Return for 100+ yards.....	100, Aqib Talib vs. FIU, 2007
Recorded 15+ Tackles.....	Steven Johnson (18) and Keeston Terry (15) at Texas, 2011
Recorded 10-14 Tackles.....	BRADLEY MCDUGALD (12) and JAKE LOVE (12), vs. OKLAHOMA STATE, 2012
Two Players with 10+ Tackles.....	BRADLEY MCDUGALD (12) and JAKE LOVE (12), vs. OKLAHOMA STATE, 2012
Recorded 5+ Sacks.....	5, Brandon Perkins vs. Louisiana Tech, 2005
Recorded 4 Sacks.....	5, Brandon Perkins vs. Louisiana Tech, 2005
Recorded 3 Sacks.....	3, James Holt vs. Minnesota, 2008 (previous: 3, David McMillan vs. Missouri, 2004)

Individual - Special Teams

Returned a Kickoff for a Touchdown:.....	96, D.J. Beshears vs. New Mexico State, 2010 (previous: 98, Dezmon Briscoe at Texas, 2009)
Punt Return for a Touchdown:.....	75, Daymond Patterson vs. FIU, 2008 (previous: 77 Raimond Pendleton vs. SE Louisiana, 2007)
Blocked a Punt.....	JOSH FORD AND CHRIS OMIGIE vs. SOUTH DAKOTA STATE, 2012 (previous: Nick Sizemore at Oklahoma State, 2011)
Blocked a Punt Return for a TD:.....	0, Dakota Lewis vs. FIU, 2007
Blocked a FG:.....	Phillip Strozier vs. Missouri, 2008 (previous: Joe Mortenson vs. Virginia Tech, 2007)
Blocked FG Return for a TD:.....	54, Patrick Brown at Oklahoma, 1996
Blocked a PAT:.....	Brandon Rideau vs. Oklahoma, 2004
Returned a PAT for a Two-Point Conversion:.....	Carl Nesmith vs. Texas, 2000
Executed a Fake Punt for a First Down:.....	RON DOHERTY at KANSAS STATE, 2012
Executed a Fake Field Goal:.....	BLAKE JABLONSKI AND TOBEN OPURUM at KANSAS STATE, 2012
Made 5+ Field Goals.....	5, Bruce Kallmeyer vs. Wichita State, 1983
Made 4 Field Goals.....	4, Scott Webb vs. Kansas State, 2006
Made a Field Goal of 50+ Yards.....	57, Jacob Bransetter vs. Oklahoma, 2009 (previous: 51, Johnny Beck vs. Tulsa, 2004)
Recorded a 70+ yard Punt:.....	77, Alonso Rojas at Iowa State, 2010
Recorded a 60-69 yard Punt:.....	63, RON DOHERTY vs. SOUTH DAKOTA STATE, 2012 (previous: 62, Ron Doherty vs. Missouri, 2011)

The Last Time A Kansas Opponent

(2012 marked in CAPS)

Team

Scored 80+ points.....Never
 Scored 70-79 points.....70 at Oklahoma State, 2011 (PREV: 71, at Oklahoma, 1987)
 Scored 60-69 points.....61, at Texas A&M, 2011
 Scored 50-59 points.....56, at KANSAS STATE, 2012
 Scored 40-49 points.....56, at KANSAS STATE, 2012
 Scored 40+ points in back-to-back games.....(59) Kansas State and (43) at Texas, 2011

Rushed for 500+ yards.....604, at Georgia Tech, 2011 (Prev: 515, at Nebraska, 1989)
 Rushed for 400-499 yards.....441, at Texas, 2011 (Previous: 604 at Georgia Tech, 2011)
 Rushed for 300-399 yards.....346, at KANSAS STATE, 2012 (Previous: 441, at Texas, 2011)
 Rushed for 200-299 yards.....346, at KANSAS STATE, 2012 (220, at NORTHERN ILLINOIS, 2012)

Passed for 500+ yards.....Never
 Passed for 400-499 yards.....494, at Oklahoma State, 2011 (Prev: 408, Oklahoma State, 2010)
 Passed for 300-399 yards.....335, TCU, 2012 (Previous: 312, Baylor, 2012)

Rushed/Passed for 200+ yards.....220 rush, 235 passing, at NORTHERN ILLINOIS, 2012

Had 600+ yards of total offense.....610, Oklahoma, 2011
 (Previous: 600, at Oklahoma State, 2011)
 Had 500-599 yards of total offense.....505, Baylor, 2011
 (Previous: 590, at Texas, 2011)

Scored on first offensive play.....Georgia Tech, 2011 (95-yard run)
 Won on final offensive play.....RICE, 2012 (BOSWELL, 45 FG)
 Lost on final offensive play.....Iowa State, 2005 (Webb 34 FG in OT)

Won in overtime.....31-30, Baylor, 2011 (Prev: 39-32, at Nebraska, 2006)
 Recorded a safety.....at Texas A&M, 2011 (snap fumbled through end zone) (Prev: at Texas, 2011)
 Recorded two safeties.....at Texas, 2001
 Recorded two defensive touchdowns.....Iowa State, 1996 (fumble ret., INT ret.)
 Recorded two special teams touchdowns.....at Colorado, 2005 (blocked punt, punt return)
 Zero punts in a game.....at Texas A&M, 2011 (Prev: vs. Oklahoma State, 2010)
 Zero sacks allowed in a game.....OKLAHOMA STATE, 2012
 Held KU to 0 yards rushing.....at Texas, 2011 (Prev: vs. San Diego State, 1999)
 Blocked multiple kicks in a game.....Oklahoma State, 2010 (blocked FG and punt)
 Scored a special teams TD.....at Texas A&M, 2011 (punt return)
 Scored a special teams & defensive TD.....Oklahoma State, 2002 (blocked punt, fumble return)

Individual - Offense

Rushed for 200+ yards.....269, Vernand Morency, at Oklahoma State, 2003
 Rushed for 150-199 yards.....183, Zach Zenner, SOUTH DAKOTA STATE, 2012
 Two Players Rushed for 100+ yards
COLLIN KLEIN (116) and JOHN HUBERT (103), at KANSAS STATE, 2012

Three Players Rushed for 100+ yards
Eric Crouch (127), Dan Alexander (119), Correll Buckhalter (100), at Nebraska, 2000
 Had a 90+ yard run from scrimmage.....99, ZACH ZENNER, SOUTH DAKOTA STATE, 2012
 Had 40+ carries.....41, Jason Wright, Northwestern, 2003
 Had 30-39 carries.....30, Stevie Hicks, at Iowa State, 2004
 Had 25-29 carries.....29, JOSEPH RANDLE, OKLAHOMA STATE, 2012
 Rushed for 5+ TDs.....6, Calvin Jones, Nebraska, 1991
 Rushed for 4 TDs.....JOHN HUBERT, at KANSAS STATE, 2012
 Rushed for 3 TDs.....JOHN HUBERT, at KANSAS STATE, 2012

Passed for 500+ yards.....Never
 Passed for 400-499 yards.....468, Sam Bradford, at Oklahoma, 2008
 Passed for 300-399 yards.....335, CASEY PACHELL, TCU, 2012
 Threw 5+ TDs.....5, Graham Harrell (Texas Tech, 2008)
 Threw 4 TDs.....Robert Griffin III, Baylor, 2011
 Threw 3 TDs.....Ryan Tannehill, at Texas A&M, 2011
 Had 50+ pass attempts.....53, Sam Bradford, at Oklahoma, 2008
 Had 40-49 pass attempts.....48, Landry Jones, Oklahoma, 2011
 Had 30-39 pass attempts.....35, JORDAN LYNCH, at NORTHERN ILLINOIS, 2012
 Had 30+ pass completions.....31, Brandon Weeden, Oklahoma State, 2010
 Had 25-29 pass completions.....29, Landry Jones, Oklahoma, 2011
 Had completion percentage of 70 percent (Min. 20 pass attempts)
80.0, CASEY PACHELL (24-for-30), TCU, 2012
 Had completion percentage of 80 percent (Min. 20 pass attempts)
80.0, CASEY PACHELL (24-for-30), TCU, 2012
 Had completion percentage of 90+ percent (Min. 20 pass attempts)
Never
 QB Rush for 100+ yards.....116, COLLIN KLEIN, at KANSAS STATE, 2012

QB Rush for 100+ yards, pass for 200+ yards
Robert Griffin III (103 rush, 312 pass), Baylor, 2011

Had 15+ catches.....15, Dana Alexander, Missouri, 2009
 Had 10-14 catches.....13, Ryan Broyles, Oklahoma, 2011
 Had Two Players with 10+ catches.....Never*
 Had 250+ yards receiving.....300, Adarius Bowman, Oklahoma State, 2006
 Had 200-249 yards receiving.....217, Ryan Broyles, Oklahoma, 2011
 Had 150-199 yards receiving.....217, Ryan Broyles, Oklahoma, 2011
 Had 100+ yards rushing and receiving
Orwin Smith (157 rushing, 108 receiving) at Georgia Tech, 2011
 Had a touchdown rushing and receiving.....Orwin Smith, at Georgia Tech, 2011

2 Players with 100+ yards receiving
Kendall Wright (102) and Tevin Reese (127), Baylor, 2011
 3 Players with 100+ yards receiving.....Never*
 Had 4+ TD receptions.....4, Adarius Bowman, Oklahoma, 2006
 Had 3 TDs receptions.....Maurice Purify, Nebraska, 2007

Individual - Defense

Intercepted 3+ passes.....3, Darcel McBeth, Texas Tech, 2008
 Intercepted 2 passes.....BRYCE CALLAHAN, RICE, 2012

Returned multiple interceptions for TDs.....Never*
 Returned an interception for a TD.....Tim Atchison, Baylor, 2010
 Interception Return for 100+ yards.....Never*

Recorded 15+ Tackles.....16, ROSS SHAFRATH, SOUTH DAKOTA STATE, 2012
 Recorded 10-14 Tackles.....11, TY ZIMMERMAN, at KANSAS STATE, 2012
 Two Players with 10+ Tackles.....Sam Holl (21), Rodney Chadwick (11) and Elliot Coffey (10), Baylor, 2012

Recorded 5+ Sacks.....Never*
 Recorded 4 Sacks.....Never*
 Recorded 3 Sacks.....Marquez Herrod, at Colorado, 2009

Individual - Special Teams

Returned a Kickoff for a Touchdown:.....Tyler Lockett (97), Kansas State, 2011
 Kickoff Return of 100+ Yards:.....Barry Sanders (100), Oklahoma State, 1987
 Two returns for TDs:.....Gerald Neasman (99 kickoff; 41 INT), Kansas State, 1997
 Punt Return for a Touchdown:.....Dustin Harris (72), at Texas A&M, 2011
 Blocked a Punt:.....Michael Harrison, Oklahoma State, 2010
 Blocked a Punt Return for a TD:.....Michael Harrison, Oklahoma State, 2010
 Blocked a FG:.....Chris Donaldson, Oklahoma State, 2010
 Blocked FG Return for a TD:.....Robert Blackmon (64), Baylor, 1988
 Blocked a PAT:.....Tre Porter, Texas Tech, 2011
 Returned a PAT for a Two-Point Conversion:.....Never*

Made 5+ Field Goals.....5, Jeff Jacke, at Missouri, 1992
 Made 4 Field Goals.....Mike Hunnicutt, Oklahoma, 2011
 Made a Field Goal of 50+ Yards.....50, Aaron Jones, at Baylor, 2010

Recorded a 70+ yard Punt:.....73, QUINN SHARP, OKLAHOMA STATE, 2012
 Recorded a 60-69 yard Punt:.....73, QUINN SHARP, OKLAHOMA STATE, 2012

* - KU single game record book goes back to 1965

Game 1: Kansas Outlasts South Dakota State



SOUTH DAKOTA STATE (0-1) 17
KANSAS (1-0) 31

Memorial Stadium/Kivisto Field • Lawrence, Kan.
 Sept. 1, 2012 • Attendance: 46,601

Kansas running backs Taylor Cox and Tony Pierson each rushed for over 100 yards while the KU defense forced five turnovers, as Kansas defeated the South Dakota State Jackrabbits, 31-17, in its season opener Saturday night inside Memorial Stadium.

It was a tale of two halves, as Kansas outscored the Jackrabbits, 21-10, in the second half starting Charlie Weis' KU head coaching career off on the right foot.

The South Dakota State defense had no answers for the KU rushing attack, which gained a total of 263 yards on the ground. Pierson and Cox each notched career highs on the night, collecting 128 and 125 yards, respectively.

The duo's performance marked the first time Kansas featured a pair of 100-plus yard rushers in the same game since Brandon McAnderson and Jake Sharp both hit the century mark against Central Michigan in 2007.

KU's defense used several big plays to tame the pesky Jackrabbit offense. The Jayhawks notched four interceptions, also a first since the 2007 season. KU held SDSU to just three third-down conversions on 14 attempts.

KU used a strong start to the second half to outlast the visitors from Brookings, S.D. Pierson got the Jayhawk offense going after the intermission when he broke free on an off-tackle run. The East St. Louis, Ill., native took it 47 yards for the score with less than five minutes into the third quarter. The run matched his career high and gave the Jayhawks their first two-possession lead of the contest.

The KU defense then applied the pressure when it forced the first turnover of season on the ensuing Jackrabbit drive. Senior safety Bradley McDougald stepped in front of SDSU quarterback Austin Sumner's first pass of the game to snag his fifth-career interception.

The McDougald pick gave the Jayhawks prime field position, which they used to their advantage. Crist found senior tight end Mike Ragone on a 2-yard touchdown pass at the end of a seven-play drive to up the KU lead, 24-7. The score marked the first touchdown reception in Ragone's collegiate career and the first touchdown pass for Crist in a Jayhawk uniform.

Crist went 17-of-36 for 167 yards and a touchdown pass in his Jayhawk debut.

Final Statistics

South Dakota State	7	0	0	10	— 17
Kansas	7	3	14	7	— 31

SDSU — 1st (8:33) — Zenner 99 run (Syrovatka kick)
 KU — 1st (0:06) — Pierson 3 run (Doherty kick)
 KU — 2nd (5:05) — Doherty 22 field goal
 KU — 3rd (10:22) — Pierson 47 run (Doherty kick)
 KU — 3rd (5:29) — Ragone 2 pass from Crist (Doherty kick)
 SDSU — 4th (12:52) — Kool 22 pass from Sumner (Syrovatka kick)
 SDSU — 4th (8:39) — Syrovatka 25 field goal
 KU — 4th (5:36) — Cox 3 run (Doherty kick)

Team Stats	SDSU	KU	Individual Totals
First Downs	18	22	Rushing — SDSU: Zenner 23-183, Kline 9-28, Sumner 1(-7); KU: Pierson 20-124, Cox 16-121, Bourbon 5-17, Patterson 2-6, Jackson 1-3, Crist 2(-6).
Rushes-Yards	33-204	48-268	Passing — SDSU: Sumner 14-31-4-175, Kline 4-9-0-32; KU: Crist 17-36-1-169.
Passing	18-40-4	17-36-1	Receiving — SDSU: Kool 8-76, Hubert 4-83, Zenner 4-27, Schneider 2-21; KU: Pick 5-81, Beshears 5-27, Patterson 4-44, Bourbon 1-12, Cox 1-3, Ragone 1-2.
Passing Yards	207	169	Sacks — SDSU: Peugh 1-3; KU: Reynolds 1-7, Tharp 0.5-2, Young 0.5-2.
Total Offense	73-411	84-432	Tackle Leaders — SDSU: Shafraht 16, Luxa 8; KU: Brown 8, Tharp 7, McDougald 6.
Fumbles-Lost	2-1	1-1	
Sacks by-Yards Lost	1-13	2-11	
Penalties	3-25	5-45	
Punts	7-194	6-275	
Punt Returns	2-1	2-23	
Kick Returns	6-164	0-0	
Time of Possession	27:56	32:04	

Game 2: Last Second Field Goal Sinks KU



RICE (1-1) 25
KANSAS (1-1) 24

Memorial Stadium/Kivisto Field • Lawrence, Kan.
 Sept. 8, 2012 • Attendance: 44,601

Rice used nine fourth quarter points, including a final second 45-yard field goal from Chris Boswell, in a 25-24 come-from-behind victory over Kansas at Memorial Stadium Saturday afternoon.

The Jayhawks were limited to only six fourth-quarter plays, while Rice (1-1) kept the Kansas defense on the field for 20 plays in the final period. Boswell gave Rice the early 3-0 lead with a 47-yard field goal at the 11:42 mark in the first quarter, the first of four total field goals for the junior in the game.

The two teams combined for five turnovers in the first quarter, but KU got the upper hand in converting the miscues into points. The Jayhawks scored 10 points in a span of 18 seconds when Ron Doherty converted a 29-yard field goal before Dayne Crist completed a 23-yard touchdown pass to Jimmay Mundine following a Rice fumble on a kickoff return. The back-to-back scores gave Kansas a 10-3 lead.

Rice knotted the score, 10-10, with 7:22 left in the second quarter after compiling a 16-play, 94-yard touchdown drive. Turner Peterson capped the nearly five-and-a-half minute drive with a 1-yard scoring plunge. The Jayhawks countered with their own 10-play, 75-yard touchdown drive when Schyler Miles punched into the end zone from one yard out for a 17-10 lead. Rice's Boswell ended the first half scoring with the way it started. Boswell split the uprights on a 29-yard field goal attempt with 21 seconds left in the second quarter for the 17-13 halftime score.

Kansas opened the second half with another sustained offensive drive. The Jayhawks used nine plays to go 75 yards, including an 8-yard touchdown run by Taylor Cox for a 24-13 advantage. Doherty tried to add to the KU lead late in the third quarter, but his 53-yard field goal attempt fell short and to the left. Instead, Rice's Boswell booted a 29-yard field goal with 44 seconds left in the third to close the deficit, 24-16.

KU was unable to increase its lead in the Jayhawks' first drive of the fourth quarter after Doherty's 40-yard field goal attempt bounced off the left upright to stall the drive with 10:21 left in the game. Rice took advantage, as Charles Ross scored a touchdown on a 2-yard run to end a 7-play, 93-yard drive. The Owls tried to force a tie, but the two-point conversion attempt failed.

Final Statistics

Rice	3	10	3	9	— 25
Kansas	10	7	7	0	— 24

Rice — 1st (11:42) — Boswell 47 field goal
 KU — 1st (5:48) — Doherty 29 field goal
 KU — 1st (5:30) — Mundine 23 pass from Crist (Doherty kick)
 Rice — 2nd (8:01) — Petersen 1 run (Boswell kick)
 KU — 2nd (3:32) — Miles 1 run (Doherty kick)
 Rice — 2nd (0:21) — Boswell 29 field goal
 KU — 3rd (11:47) — Cox 8 run (Doherty kick)
 Rice — 3rd (0:44) — Boswell 29 field goal
 Rice — 4th (4:47) — Ross 2 run (pass failed)
 Rice — 4th (0:00) — Boswell 45 field goal

Team Stats	Rice	KU	Individual Totals
First Downs	25	22	Rushing — Rice: Ross 14-94, Petersen 12-41, McHargue 12-18, McGuffie 2-14. KU: Pierson 19-120, Cox 15-79, Miles 1-1, Crist 1(-5).
Rushes-Yards	41-167	36-195	Passing — Rice: McHargue 23-35-1-236. KU: Crist 16-28-2-144
Passing	23-35-1	16-28-2	Receiving — Rice: Taylor 9-101, McDonald 4-72, McGuffie 3-15, Ross 2(-1), Cook 1-15, Petersen 1-14, Moore 1-12, Gibson 1-5, Gautreaux 1-3.
Passing Yards	236	144	KU: Patterson 7-55, Mundine 3-39, Pick 2-22, Beshears 2-11, Ragone 1-9, Bourbon 1-8.
Total Offense	76-403	64-339	Sacks — Rice: Covington 0.5-2, Williams 0.5-3. KU: Oporum 1-7, Kande 1-6.
Fumbles-Lost	2-2	1-1	Tackle Leaders — Rice: White 11, Gaines 7, Nwosu 7. KU: Bakare 9, Tharp 9, L. Smith 9.
Sacks by-Yards Lost	1-5	2-13	
Penalties	6-64	5-28	
Punts	3-104	2-100	
Punt Returns	2-14	1(-5)	
Kick Returns	4-87	1-14	
Time of Possession	32:01	27:59	

Game 3: KU Can't Solve TCU Defense

 TCU (2-0)	20
 KANSAS (1-2)	6

Memorial Stadium/Kivisto Field • Lawrence, Kan.
Sept. 15, 2012 • Attendance: 44,601

In their first Big 12 conference contest, the No. 15 TCU Horned Frogs used their stout defense and 487 yards of total offense to hand the Kansas Jayhawks a 20-6 defeat Saturday afternoon inside Memorial Stadium. TCU outscored the Jayhawks, 10-0, in the second half to claim its first conference victory as member of the Big 12.

The TCU defense kept Kansas at bay for much of the afternoon, holding KU to just 74 yards on the ground and a combined 3-of-16 clip on third and fourth down attempts.

Kansas kept the Horned Frogs close through the opening period, entering the second half trailing by a score of 10-6. Kansas collected three plays of 25 or more yards in the final 30 minutes but couldn't get the ball into the end zone, finding themselves scoreless in the final two quarters.

TCU junior quarterback Casey Pachall was able to connect with sophomore wide receiver Brandon Carter twice on the day, but none more important than the 25-yard touchdown pass with five minutes remaining in the third quarter to give the Horned Frogs their first double-digit lead of the contest, 17-6.

Pachall completed all but six of his 30 pass attempts on the day and put up 335 yards against the Kansas defense.


The KU passing attack countered with a big day as senior quarterback Dayne Crist notched his second 300-yard passing contest this season. The Canoga Park, Calif., native completed 19-of-39 passes with his longest a 42-yard completion to sophomore Adam Turzelli, who collected his first 100-yard receiving game of his career. Sophomore running back Tony Pierson also had a big day through the air, hauling in a career-high 99 yards on six catches.

Pierson wasn't quite as potent on the ground however, rushing to only 35 yards after back-to-back 100-yard rushing performances in the Jayhawks' first two contests. As a team the Jayhawks notched only 77 rushing yards.

After another TCU field goal and the score at 20-6 with just over 10 minutes remaining, Kansas was given a breath of life when Toben Oporum knocked the ball loose as Pachall appeared to be running in for a game-clinching touchdown. The fumble scooted through the back of the end zone, giving the Jayhawks another opportunity to bring the game within one possession.

		Final Statistics			
TCU	7	3	10	0	- 20
Kansas	3	3	0	0	- 6
KU - 1st (8:45) - Doherty 37 field goal TCU - 1st (4:20) - Carter 8 pass from Pachall (Oberkrom kick) KU - 2nd (3:11) - Doherty 22 field goal TCU - 2nd (0:04) - Oberkrom 37 field goal TCU - 3rd (5:12) - Carter 25 pass from Pachall (Oberkrom kick) TCU - 3rd (0:21) - Oberkrom 27 field goal					
Team Stats	TCU	KU	Individual Totals		
First Downs	21	19	Rushing — TCU: James 12-99, Tucker 12-65, Carter 1-14, Pachall 6-1, Dean 1-1, Thomas 2-(-2).		
Rushes-Yards	38-152	26-77	KU: Cox 11-47, Pierson 9-35, Crist 6-(-5).		
Passing	24-30-0	19-39-1	Passing — TCU: 24-30-0-335. KU: Crist 19-39-1-303.		
Passing Yards	335	303	Receiving — TCU: Carter 8-141, Brown 5-70, Boyce 5-66, Dawson 2-31, Tucker 2-19, James 2-8. KU: Pierson 6-99, Patterson 6-48, Turzilli 3-100, Omigie 3-51, Mundine 1-5.		
Total Offense	68-487	65-380	Sacks — TCU: Hasley 2-7, Pierson 0.5-2, Fields 0.5-2. KU: McDougald 1-12.		
Fumbles-Lost	4-4	1-1	Tackle Leaders — TCU: Hasley 12, Anderson 8, KU: McDougald 12, Brown 6, Patmon 6, Linton 6, Oporum 6, McDonald 6.		
Sacks by-Yards Lost	3-11	1-12			
Penalties	4-50	4-35			
Punts	1-45	3-103			
Punt Returns	1-0	0-0			
Kick Returns	3-59	5-64			
Time of Possession	34:17	25:43			

Game 4: Northern Illinois Surges Past Kansas

 KANSAS (1-3)	23
 NORTHERN ILLINOIS (3-1)	30

Huskie Stadium • DeKalb, Ill.
Sept. 22, 2012 • Attendance: 18,374

Northern Illinois quarterback Jordan Lynch accounted for 369 total yards and keyed a furious fourth quarter rally as NIU topped Kansas, 30-23, at Huskie Stadium Saturday afternoon.

The Huskies' dynamic signal caller threw for 235 yards and rushed for a career-best 134 yards - his third 100-yard game on the ground this season - but more importantly helped NIU (3-1) score 17 unanswered points to surge past Kansas (1-3) in the fourth quarter.

After a tightly contested first three quarters, Kansas created some wiggle room on as Tyler Patmon intercepted Lynch and ran it in from 54 yards out early in the fourth quarter. The return marked KU's 13th forced turnover of the season, was Patmon's first career touchdown and gave the Jayhawks a 23-13 lead. The lead was short-lived however.

Lynch hit Martel Moore for a 65-yard touchdown on the Huskies first play from scrimmage and pulled the team within a field goal just 10 seconds after the miscue. Mathew Sims knocked through a game-tying, 44-yard field goal with just under eight minutes to play and Leighton Settle capped the fourth quarter rally with a go-ahead, two-yard plunge with 4:33 left.



NIU's defense also tightened up in the fourth quarter, holding KU scoreless on four offensive drives and forced two three-and-outs and a turnover on downs on the last three drives. Kansas struggled to convert on third down throughout the game, going 4-for-16 (25 percent) and failed to convert on four third down conversions in the final frame.

Seven different Jayhawks logged carries in the game but it was senior James Sims who found the end zone for the Jayhawks. Sims, in his first game after serving a three-game suspension to start the year, rushed for a team-high 91 yards on 18 carries and gave KU a 10-6 lead with a 26 yard run in the second quarter. The touchdown snapped a six-quarter drought by the KU offense, which previously reached the end zone in the third quarter against Rice.

Sims added another touchdown late in the third quarter, prior to Patmon's interception and part of a 10-point swing to give KU a two-score lead. Kansas rushers combined for 179 yards on 45 carries. Jayhawk quarterback Dayne Crist completed 10-of-26 passes for 147 yards and was sacked four times. Kansas linebackers Ben Heeney (12) and Anthony McDonald(11) led the defense in tackles, with Patmon logging the lone takeaway.

		Final Statistics			
Kansas	3	7	7	6	- 23
Northern Illinois	6	7	0	17	- 30
KU - 1st (6:44) - Doherty 26 field goal NIU - 1st (2:02) - Lewis 4 pass from Lynch (kick failed) KU - 2nd (12:23) - J. Sims 26 run (Doherty kick) NIU - 2nd (1:38) - Daniels 3 run (M. Sims kick) KU - 3rd (8:50) - J. Sims 1 run (Doherty kick) KU - 4th (14:33) - Patmon 54 interception return (kick failed) NIU - 4th (14:23) - Moore 65 pass from Lynch (M. Sims kick) NIU - 4th (7:58) - M. Sims 44 field goal NIU - 4th (4:33) - Settle 2 run (M. Sims kick)					
Team Stats	KU	NIU	Individual Totals		
First Downs	21	22	Rushing — KU: J. Sims 18-91, Matthews 5-43, Pierson 10-30, Beshears 2-19, Cox 3-19, Bourbon 1-(-1), Crist 6-(-22). NIU: Lynch 22-134, Settle 17-68, Daniels 3-14, Lewis 2-8.		
Rushes-Yards	45-179	46-220	Passing — KU: Crist 10-26-0-147, Matthews 1-1-0-3. NIU: Lynch 23-35-1-235.		
Passing	11-27-0	23-35-1	Receiving — KU: Turzilli 4-45, Pierson 3-36, Pick 2-45, Sims 2-24. NIU: Ashford 8-78, Moore 5-105, Lewis 5-33, Daniels 2-7, Settle 1-5, Brown 1-5, Wells 1-2.		
Passing Yards	150	235	Sacks — Baxter 2-15, Windsor 2-13.		
Total Offense	72-329	81-455	Tackle Leaders — KU: Heeney 12, McDonald 11, Brown 9. NIU: Ward 6, Bishop 6, Baxter 6, Jefferson 6.		
Fumbles-Lost	0-0	0-0			
Sacks by-Yards Lost	0-0	4-28			
Penalties	4-21	6-50			
Punts	7-280	6-210			
Punt Returns	0-0	1-(-1)			
Kick Returns	3-75	4-98			
Time of Possession	31:30	28:30			

Game 5: Turnovers Sink KU at K-State

 KANSAS (1-4)	16
 KANSAS STATE (5-0)	56

Bill Snyder Family Stadium • Manhattan, Kan.
Oct. 6, 2012 • Attendance: 50,344

The Kansas offense was unable to sustain long drives in the second half and No. 7 Kansas State turned five Jayhawk turnovers into 21 points, as the Wildcats cruised to their fourth-straight Sunflower Showdown victory with a 56-16 Big 12 Conference win at Bill Snyder Family Stadium Saturday.

The Jayhawks (1-4 overall, 0-2 in the Big 12) accumulated nearly 22 minutes of possession in the first half and trailed just 21-14 at the intermission. However, three KU third quarter turnovers and 28 K-State points put the game out of reach. The Wildcats (5-0, 2-0) scored on drives consisting of six, four, three, four, one, three, two and six plays during the game.

Lined up as a slot receiver for majority of the first KU drive, Tony Pierson hauled in four catches for 46 yards on the opening possession, including a 19-yard touchdown reception, the first of his career, to give Kansas a 7-0 lead at the 7:24 mark of the first quarter. Dayne Crist methodically moved the Jayhawk offense 83 yards in 12 plays and converted a pair of third downs on an efficient initial drive.


Kansas State's John Hubert rushed three times for 42 yards, including a 20-yard touchdown run, on the ensuing drive, as the Wildcats countered to tie the game, 7-7. Hubert finished the game with 101 yards on 10 carries and four touchdowns.

KU head coach Charlie Weis turned to his bag of tricks on the second Jayhawk drive. Kansas used a fake punt and a fake field goal attempt to keep the drive alive that culminated with a James Sims 1-yard touchdown plunge. The 15-play, 73-yard scoring drive fed a 14-7 KU lead with 13:23 left in the first half.

Once again, K-State responded quickly needing only four plays to go 65 yards for a touchdown. Quarterback Collin Klein connected with Tyler Lockett on the 34-yard scoring play. Kansas was unable to move the ball on its third drive and was forced to punt. Once again, K-State moved the ball in chunks and went 60 yards in just three plays to take a 21-14 lead on a 1-yard touchdown run by Klein. The K-State signal caller rushed for 116 yards and two touchdowns on 10 attempts. He also passed for a pair of scores and 129 yards.

Final Statistics					
Kansas	7	7	2	0	-16
Kansas State	7	14	28	7	-56
KU - 1st (7:24) - Pierson 19 pass from Crist (Doherty kick)					
KSU - 1st (4:32) - Hubert 20 run (Cantele kick)					
KU - 2nd (13:23) - Sims 1 run (Doherty kick)					
KSU - 2nd (11:54) - Lockett 34 pass from Klein (Cantele kick)					
KSU - 2nd (9:35) - Klein 1 run (Cantele kick)					
KSU - 3rd (10:56) - Tannahill 2 pass from Klein (Cantele kick)					
KU - 3rd (7:59) - Safety: Bakare tackles Hubert in end zone					
KSU - 3rd (7:43) - Hubert 32 run (Cantele kick)					
KSU - 3rd (5:07) - Hubert 1 run (Cantele kick)					
KSU - 3rd (2:21) - Klein 28 run (Cantele kick)					
KSU - 4th (12:30) - Hubert 10 run (Cantele kick)					
Team Stats	KU	KSU	Individual Totals		
First Downs	24	22	Rushing — KU: Sims 28-115, Cox 10-43, Doherty 1-13, Pierson 1-10, Beshears 2-8, Pick 2-5, Crist 5-(-19). KSU: Klein 10-116, Hubert 10-101, Sams 10-67, Pease 7-62.		
Rushes-Yards	49-175	37-346	Passing — KU: Crist 16-27-3-189, Cummings 2-4-0-12, Jablonski 1-1-0-12. KSU: Klein 7-14-0-129.		
Passing	19-32-3	7-14-0	Receiving — KU: Pierson 6-63, Turzilli 5-67, Pick 2-26, Parmalee 1-19, Oporum 1-12, Patterson 1-8, Sizemore 1-8, Beshears 1-6, Cox 1-4.		
Passing Yards	213	129	Sacks — KSU: Williams 2-9, Childs 1-9, Boyd 1-9.		
Total Offense	81-388	51-475	Tackle Leaders — KU: Heeny 14, McDougald 4.		
Fumbles-Lost	2-2	1-0	KSU: Zimmerman 11, Milo 8, Davis 6, Chapman 6.		
Sacks by-Yards Lost	0-0	4-27			
Penalties	2-10	1-5			
Punts	3-93	2-90			
Punt Returns	0-0	1-35			
Kick Returns	3-52	3-60			
Time of Possession	36:56	23:04			

Game 6: KU 4th Quarter Rally Falls Short

 OKLAHOMA STATE (3-2)	20
 KANSAS (1-5)	14

Memorial Stadium/Kivisto Field • Lawrence, Kan.
Oct. 13, 2012 • Attendance: 31,115

Kansas freshman Michael Cummings was handed the Jayhawk offense in the third quarter and with the help of a career-high 138 rushing yards by James Sims, the Jayhawks came within a touchdown of defeating Big 12 Conference opponent Oklahoma State in a 20-14 loss at Memorial Stadium Saturday.

The defense of Kansas (1-5 overall, 0-3 in league play) kept the game close to set up the potential late-game heroics. KU held Oklahoma State (3-2, 1-1) to its lowest point total since the 2010 Cotton Bowl, when the Cowboys were defeated 21-7 by Ole Miss.

Powered by a career-high 12 tackles from Jake Love and a career-best tying effort from Bradley McDougald with 12 stops, the Kansas defense held OSU to 371 yards of total offense, including 116 yards on the ground. Oklahoma State entered the game leading the nation with 55.8 points and 659 yards per game.

OSU opened the fourth quarter with a 42-yard field goal from Sharp to take a 20-0 lead. Cummings entered the game at quarterback in place of starter Dayne Crist and threw his first career touchdown with a 21-yard pass to Jimmy Mundinetto put KU on the board, 20-7. Cummings completed five of his 10 pass attempts in the game for 75 yards. On the ensuing Kansas drive, Sims ran in a 30-yard touchdown and was responsible for 58 of the 73 yards on the drive to make it a 20-14 game with 8:52 on the clock. Sims had 27 carries in the game.

The Jayhawks were forced to punt following their next drive and a roughing the kicker penalty against Kansas with less than two minutes remaining eliminated any chance of the KU offense regaining possession. Oklahoma State ran out the clock to seal the victory.

The game opened with a scoreless first quarter that included four failed fourth-down conversion tries between the two teams, including a fake field goal attempt by Kansas, a one hour and 19 minute weather delay and a combined 184 yards of total offense. Oklahoma State's second failed fourth-down attempt occurred inside KU's 20-yard line and marked the first time this season that the Cowboys were unable to score in the red zone ending their 25-for-25 string.

KU defense held OSU to its lowest first-half score in its last 14 games. The 10 points was the fewest first-half points scored by the Cowboys in over a year when OSU posted three points at the half at Texas A&M on Sept. 24, 2011.

Final Statistics					
Oklahoma State	0	10	7	3	-20
Kansas	0	0	0	14	-14
OSU - 2nd (7:34) - Walsh 4 run (Sharp kick)					
OSU - 2nd (0:49) - Sharp 49 field goal					
OSU - 3rd (11:50) - Moore 72 pass from Walsh (Sharp kick)					
OSU - 4th (14:10) - Sharp 42 field goal					
KU - 4th (10:52) - Mundine 21 pass from Cummings (Prolago kick)					
KU - 4th (8:52) - Sims 30 run (Prolago kick)					
Team Stats	OSU	KU	Individual Totals		
First Downs	17	22	Rushing — OSU: Randle 29-80, Walsh 9-52, Smith 1-6, Stewart 2-(-10). KU: Sims 27-138, Beshears 6-25, Cox 6-16, Matthews 1-13, Bourbon 1-5, Jablonski 1-2, Crist 3-1, Cummings 4-(-13).		
Rushes-Yards	44-116	49-187	Passing — OSU: Moore 5-97, Stewart 5-76, Moore 3-38, Jackson 1-16, Hays 1-9, Anderson 1-7, Staley 1-7, Randle 1-5. KU: Pick 4-74, Sims 3-42, Parmalee 2-36, Mundine 2-30, Turzilli 2-22, Patterson 1-5, Sizemore 1-2.		
Passing	18-29-1	15-32-0	Sacks — OSU: Nicholas 1-6, Elkins 1-8, Mitchell 1-7.		
Passing Yards	255	211	Tackle Leaders — OSU: Nicholas 7, Gary 7, Lowe 6, Elkins 6. KU: McDougald 12, Love 12, Heeny 9, Oporum 8.		
Total Offense	73-371	81-398			
Fumbles-Lost	0-0	0-0			
Sacks by-Yards Lost	3-21	0-0			
Penalties	3-45	4-46			
Punts	5-265	6-246			
Punt Returns	1-27	2-19			
Kick Returns	1-21	1-33			
Time of Possession	26:35	33:35			