

K-STATE



SCHEDULE/RESULTS (5-3, 3-1 BIG 12)

SEPTEMBER

5 MASSACHUSETTSW, 21-17
 12 at Louisiana (ESPN360)L, 15-17
 19 at UCLA (FSN)L, 9-23
 26 TENNESSEE TECHW, 49-7

OCTOBER

3 vs. Iowa State* (Arrowhead Stadium; Kansas City, Mo.) (FCS) ..W, 24-23
 10 at Texas Tech* (FSN)L, 14-66
 17 TEXAS A&M* (FCS)W, 62-14
 24 COLORADO* [HC] (FCS)W, 20-6
 31 at #22 Oklahoma* (FSN)6 p.m.

NOVEMBER

7 KANSAS*TBA
 14 MISSOURI*TBA
 21 at Nebraska*TBA

Home games in BOLD All times Central * Big 12 Conference game [HC] Homecoming

COACHING STAFF

Bill SnyderHead Coach
 Chris CoshAssistant HC/Co-Def. Coordinator/Linebackers
 Vic KoenningAssistant HC/Co-Def. Coordinator/Secondary
 Dana DimelCo-Offensive Coordinator/Running Backs
 Del MillerCo-Offensive Coordinator/Quarterbacks
 Joe Bob ClementsDefensive Ends
 Charlie DickeyOffensive Line
 Mo LatimoreInterior Defensive Line
 Ricky RahneTight Ends
 Michael SmithWide Receivers

WEEKLY SCHEDULE

MONDAY, OCTOBER 26
 10:30 a.m.Bill Snyder on Big 12 Teleconference

TUESDAY, OCTOBER 27
 Weekly Press Conference
 12 p.m.Lunch
 12:30 p.m.Bill Snyder
 1 p.m.-2 p.m.Player Interviews

WEDNESDAY, OCTOBER 28
 7-7:30 p.m.Bill Snyder (out-of-town media)

THURSDAY, OCTOBER 29
 7-8 p.m.Bill Snyder Radio Show

SATURDAY, OCTOBER 31
 6 p.m.Kickoff at Oklahoma

K-STATE SPORTS INFORMATION

Office Phone785.532.6735
 Office Fax785.532.6093
 Websitewww.k-statesports.com

KENNY LANNOU (PRIMARY CONTACT)
 Office Phone785.532.7977
 Cell Phone785.587.7867
 Emailklannou@kstatesports.com

RYAN LACKEY (SECONDARY CONTACT)
 Office Phone785.532.7708
 Cell Phone785.587.7865
 Emailrlackey@kstatesports.com

KANSAS STATE at #22 OKLAHOMA



KANSAS STATE WILDCATS

2009 Record: 5-3, 3-1 Big 12
 Ranking (AP/Coaches): N/A
 Last Game: Oct. 24, 2009
 Defeated Colorado, 20-6
 Coach: Bill Snyder
 Career Record: 141-71-1 (18)
 vs. OU: 6-9

STATISTICAL LEADERS

Rushing: Daniel Thomas
 165 car., 814 yds., 9 TD
Passing: Grant Gregory
 42-of-68, 491 yds., 3 TD, 1 INT
Receiving: Brandon Banks
 33 rec., 368 yds., 1 TD



OKLAHOMA SOONERS

2009 Record: 4-3, 2-1 Big 12
 Ranking (AP/Coaches): 22/23
 Last Game: Oct. 24, 2009
 Defeated Kansas, 35-13
 Coach: Bob Stoops
 Career Record: 113-27 (11)
 vs. K-State: 6-1

STATISTICAL LEADERS

Rushing: Chris Brown
 105 car., 427 yds., 5 TD
Passing: Landry Jones
 117-of-192, 1,363 yds., 13 TD, 6 INT
Receiving: Ryan Broyles
 36 rec., 500 yds., 8 TD

GAME INFORMATION

Date: Saturday, October 31, 2009
Kickoff: 6 p.m.
Location: Norman, Okla.
Stadium: Memorial Stadium (82,112)
Series: Oklahoma leads, 69-17-4
TV: FSN (Full National Broadcast)
 Joel Meyers (Play-by-Play)
 Dave Lapham (Analyst)
 Jim Knox (Sideline Reporter)
Radio: K-State Sports Network; JumpTV Radio;
 SIRIUS Satellite Radio Ch. 127; XM Ch. 102
 Wyatt Thompson (Play-by-Play)
 Stan Weber (Analyst)
 Matt Walters (Sideline Reporter)
Tickets: 1-800-221-CATS

K-STATE LOOKS TO RIDE MOMENTUM TO OKLAHOMA

WILDCATS AND SOONERS MEET SATURDAY NIGHT ON NATIONAL TELEVISION

Kansas State, winners of two in a row and four of its last five, hits the road on Saturday to take on the 22nd-ranked Oklahoma Sooners in Norman.

The game will be televised nationally by Fox Sports Net as Joel Meyers (play-by-play), Dave Lapham (analyst) and Jim Knox (sideline) will have call from Memorial Stadium. A live audio broadcast is also available across the K-State Sports Network, online at www.k-statesports.com and on SIRIUS satellite radio channel 127. Wyatt Thompson will call the action with Stan Weber serving as the color analyst and Matt Walters providing sideline updates.

K-State and Oklahoma are both coming off conference wins this past weekend and will meet for the 91st time on Saturday. The Sooners lead the all-time series, 69-17-4, while the Wildcats are 6-9 against Oklahoma under head coach Bill Snyder. The last time a Wildcat team won a game in Norman was a 26-7 decision back in 1997.

A QUICK LOOK AT THE WILDCATS

K-State improved to 4-0 at home with its win over Colorado and also moved to 3-1 in Big 12 Conference play for the first time since the 2000 season. The last Wildcat team to start 4-1 in league play was the 1999 squad, which went on to finish 7-1.

The Wildcats continue to showcase their ability to be a power running team as Daniel Thomas is coming off a career-high 145-yard performance against Colorado, which was the second-highest rushing output in a conference game this season. K-State, as a team, has rushed for over 200 yards in two straight games and four total this season, and currently ranks 25th nationally and second in the Big 12 in rushing.

The Wildcat defense has been the biggest reason for K-State's current two-game lead in the north standings. K-State held Colorado to 244 total yards last week, which included a span of 12 straight Buff drives that went for a total of 79 yards. In its last two games, K-State has forced 10 turnovers and collected 10 sacks after recording just 11 turnovers and six sacks in the first six games of the season combined. Jeffrey Fitzgerald has been a force up front defensively with his 6.0 sacks, while Emmanuel Lamur leads the squad in tackles with 41. Tysyn Hartman continues to put up All-Big 12-like numbers as he has collected 37 tackles, six pass breakups and four interceptions on the season.

K-STATE'S STATISTICAL LEADERS

Passing	Grant Gregory, 42-68-1-491, 3 TD
Rushing	Daniel Thomas, 165-814-9
Receiving	Brandon Banks, 33-368-1
Scoring	Daniel Thomas, 54 points
Punting	Ryan Doerr, 29-40.1 avg.
Kicking	Josh Cherry, 5-of-10 field goals
Tackles	Emmanuel Lamur, 41 tackles
Tackles For Loss	Jeffrey Fitzgerald, 8.5 TFL's
Sacks	Jeffrey Fitzgerald, 6.0 sacks
Interceptions	Tysyn Hartman, 4 INT
Kickoff Returns	Brandon Banks, 24-31.6 avg., 3 TD
Punt Returns	Tysyn Hartman, 8-13.1 avg.

HEAD COACH
BILL SNYDER



KANSAS STATE

Year at K-State: 18th (141-71-1 record)

PERSONAL

Date of Birth: Oct. 7, 1939
Hometown: St. Joseph, Mo.
Spouse: Sharon
Children: Sean, Ross, Shannon, Meredith, Whitney
Grandchildren: Sydney, Katherine, Tate, Matthew, Alexis, Gavin, Kadin and Tylin

EDUCATION

Received B.A. from William Jewell in 1963
Received M.A. from Eastern New Mexico in 1965

PLAYING EXPERIENCE

Three-year letterwinner as a defensive back at William Jewell.

COACHING EXPERIENCE

Indio HS, 1964 - assistant coach
USC, 1966 - graduate assistant
Indio HS, 1967-68 - head coach
Santa Ana Foothill HS, 1969-73 - head coach
Austin College, 1974-75 - offensive coordinator
North Texas, 1976-78 - assistant coach
Iowa, 1979-88 - offensive coordinator
Kansas State, 1989-2005, 2009 - head coach

2009 FOOTBALL
PROMOTIONAL SCHEDULE



MASSACHUSETTS

Ticket Promo: \$9 - First 1,989 tickets in North End Zone
. 1989 UNT vs. K-State DVD for first 500 \$35 ticket purchases
Game Promotion: K-State Family/Football Reunion
. Cats for Cans
Recognitions Former Football Players (end of 1st)
. Band uniform donors (Halftime)

TENNESSEE TECH

Ticket Promo: \$10 off with UMass Ticket
. \$15 - Family Day
Game Promotion: Fort Riley Day
. Band Day
. University Family Day

TEXAS A&M

Ticket Promo: Family 4-Packs for \$99
Game Promotion: Harley Day
Recognitions Volleyball (end of 1st)

COLORADO

Ticket Promo: \$20 - Alumni and Young Alumni Members
Game Promotion: Homecoming
Recognitions Basketball (end of 1st)

KANSAS

Ticket Promo: TBA
Game Promotion: Ahearn Steak Fry
Recognitions Baseball (end of 1st)

MISSOURI

Ticket Promo: TBA
Game Promotion: Senior Day
Recognitions Track (end of 1st)
. Band Seniors (Halftime)

Kenny Lannou klannou@kstatesports.com				WEEK 9 vs OKLAHOMA				Ryan Lackey rlackey@kstatesports.com	
Monday 26	Tuesday 27	Wednesday 28	Thursday 29	Friday 30	Saturday 31	Sunday 1			
Big 12 Teleconference 10:30 - Bill Snyder	Media Luncheon 12:00 - Lunch 12:30 - Bill Snyder 1:00 - Players Satellite Feed 3:00 - 3:15 p.m. AMC 15 - KU Digital 105 degrees West 11891.0 MHz Horizontal	Out-of-town Interviews (via telephone) 7-7:30 p.m. Bill Snyder	Bill Snyder Radio Show 7 - 8 p.m. No other media availability	Travel Day No media availability	Game 9 K-State at Oklahoma 6 p.m. FSN Memorial Stadium Norman, Okla. Postgame Coach Snyder and players outside lockerroom	No media availability Kansas State Game Notes K-State game notes for the Kansas game will be available Monday.			

A LOOK AT THE OPPONENT

Kansas State will face one of the nation's top defenses this weekend when it travels to No. 22 Oklahoma. The Sooners, 4-3 overall and 2-1 in Big 12 play, currently rank second nationally in scoring defense at 10.14 points per game, third in rushing defense (70.14 yards per game) and sixth in total defense (264.86 yards per game). They are led by Travis Lewis on defense with 63 total tackles, while Ryan Reynolds has collected 51. Jeremy Beal has totaled 7.0 sacks and 10.5 tackles for loss, while Brian Jackson has four interceptions on the season.

Offensively, quarterback Landry Jones has filled in nicely for the injured Sam Bradford as he has completed 60.9-percent of his 192 pass attempts for 1,363 yards and 13 touchdowns. Ryan Broyles has been the Sooners' most productive receiver with 36 catches for 500 yards (eight touchdowns), while Chris Brown has run for 427 yards and five scores, and DeMarco Murray has added 403 yards and three TD's.

AGAINST THE SOUTH

Saturday's game at Oklahoma will mark the third and final game this season against Big 12 South competition for the Wildcats. Heading into the contest, the Cats are 1-1 this season against the south, and all time, Kansas State is 22-19 vs. Big 12 South competition. Also, K-State is 39-103-4 against the two Big 12 schools from Oklahoma and 45-114-5 all-time against all teams from the state of Oklahoma.

PAPER OR PLASTIC

Kansas State had collected just six total sacks heading into the Texas A&M game two weeks ago but has turned up the heat on opposing quarterbacks in each of the last two games. In its last two Big 12 games, which resulted in two wins, K-State has collected 10 total sacks, 4.0 of which have come from senior defensive end Jeffrey Fitzgerald.

FORCING THE ISSUE

Kansas State has seen its national ranking in turnover margin improve from 61st to 14th over the last two weeks after wins over Texas A&M and Colorado. After forcing the Aggies into six turnovers, including quarterback Jerrod Johnson's first three interceptions of the season, K-State forced Colorado into four turnovers, giving the Wildcats a total of 10 in their last two games. Also, the Wildcats' philosophy of playing team defense is most noticeable when looking at this statistic as nine different players have collected the five interceptions and the five fumble recoveries over that two-game span.

KANSAS STATE AT OKLAHOMA • TEAM COMPARISONS

KANSAS STATE (5-3/3-1 Big 12 North)

Team Statistics	KS	OPP
Points/Game	26.8	21.6
First Downs	146	141
Rushing/Game	186.5	100.6
Passing/Game	170.0	226.9
Total Offense/Game	356.5	327.5
Fumbles-Lost	17-7	13-10
Pen.-Yds/Game	61-66.8	50-61.1
Time of Possession	34:38	25:22

INDIVIDUAL LEADERS

RUSHING	Att	Net	Avg	TD	YPG
Thomas	165	814	4.9	9	101.8
Valentine	46	347	7.5	4	43.4

PASSING	A-C-I	Pct.	TD	YPG
Gregory	68-42-1	61.8	3	70.1

RECEIVING	Rec	Yds	Avg	TD	YPG
Banks	33	368	11.2	1	46.0
Snipes	17	286	16.8	2	35.8

DEFENSE	U-A-TT	TFL	Int.	FF-FR
E. Lamur	26-15-41	1.0	2	0-1
Hartman	25-12-37	0.0	4	1-1

OKLAHOMA (4-3/2-1 Big 12 South)

Team Statistics	OU	OPP
Points/Game	31.9	10.1
First Downs	162	109
Rushing/Game	144.0	70.1
Passing/Game	275.0	194.7
Total Offense/Game	419.0	264.9
Fumbles-Lost	17-8	10-7
Pen.-Yds/Game	54-78.9	71-88.6
Time of Possession	28:01	31:59

INDIVIDUAL LEADERS

RUSHING	Att	Net	Avg	TD	YPG
Brown	105	427	4.1	5	61.0
Murray	84	403	4.8	3	67.2

PASSING	A-C-I	Pct.	TD	YPG
Jones	192-117-6	60.9	13	194.7

RECEIVING	Rec	Yds	Avg	TD	YPG
Broyles	36	500	13.9	8	83.3
Caleb	26	408	15.7	2	58.3

DEFENSE	U-A-TT	TFL	Int.	FF-FR
Lewis	39-24-63	5.5	0	1-0
Reynolds	27-24-51	6.0	1	1-1



NCAA TEAM RANKINGS

Category	KS	OU
Rushing Offense	25	65
Passing Offense	104	20
Total Offense	74	29
Scoring Offense	64	24
Rushing Defense	19	3
Pass Efficiency Defense	51	12
Total Defense	39	6
Scoring Defense	46	2
Net Punting	92	24
Punt Returns	42	13
Kickoff Returns	5	76
Turnover Margin	14	26
Pass Defense	74	36
Passing Efficiency	67	40



STIFLING ON DEFENSE

In keeping with the last two games, in terms of total defense and scoring defense, the Wildcats have been dominant. While averaging 41.0 points a game on offense the last two weeks, K-State has yielded just 10.0 points a game and 272.5 total yards. Last week's six points surrendered to Colorado were the fewest allowed in a Big 12 Conference game by the Wildcats since the 2005 Kansas game (3 points). More impressively, Texas A&M and Colorado combined to rush for 47 total yards (23.5 yard-average).

WHAT A DIFFERENCE A YEAR MAKES

Kansas State has put an emphasis on defensive improvement in 2009 after the Wildcats finished towards the bottom of the NCAA rankings a year ago; and after eight games this season, the Cats are well on their way to being one of the most improved units in all of college football.

After averaging nearly 218 yards rushing allowed and 261 yards passing a year ago, K-State has held its opponents to just 327.5 total yards a game, 226.9 through the air and 100.6 on the ground. The numbers through eight games compared to last year are more impressive as the Cats have surrendered nearly 115 less total yards a game. The Cats rank fourth in the Big 12 in total defense, fifth in rushing defense and sixth in passing defense.

The numbers would be even more impressive when you look at seven of the Cats' eight games (less the Texas Tech game). When you discount the performance against the Red Raider offense, K-State has surrendered just 268.7 total yards a game this season (88.6 per game on the ground and 180.1 through the air). Also, Tech recorded 12 of the 28 total plays of 20 or more yards K-State has surrendered this season.

DEFENSIVE IMPROVEMENT - THROUGH 8 GAMES		
CATEGORY	2008	2009
Rushing YPG	200.9	100.6
Passing YPG	240.8	226.9
Total Offense	441.6	327.5
Plays of 20-plus Yards	38	28

GETTING DEFENSIVE

Through eight games this season, K-State's defense has done a masterful job of holding its opponent and getting its offense back on the field. The Cats have forced their opponents into 25 three-and-outs, including five against Texas A&M and four each against Louisiana, Tennessee Tech, Iowa State and Colorado, but what is more impressive is that K-State has held opponents to six plays or less (without scoring) on 68 drives this season. Also, the Wildcats have allowed 28 plays of 20 or more yards this season after surrendering a whopping 75 all of last season (38 through the first eight games).

GROUND GAINS ON DEFENSE

K-State's rush defense has yielded just 100.6 yards on the ground this season and held both Texas A&M (-13 yards) and Tennessee Tech (-19) to negative rushing yards, the fewest surrendered since the 2002 Baylor game (-37). Also, the two negative rushing performances were the fourth (-19) and seventh (-13) lowest totals allowed in a game this season in the nation. In the last two games, K-State held Texas A&M and Colorado to just 47 total yards on the ground (23.5 ypg).

GROUND GAINS ON OFFENSE

Kansas State's controlled running game this season has been led by running backs Daniel Thomas and Keithen Valentine as the duo has combined for 1,161 yards (5.5 yards a carry and 145.1 yards per game) in eight games. Valentine has quietly averaged 7.7 yards a carry, while Thomas has been the workhorse for the Wildcat offensive attack with four 100-yard games. As a team, K-State has rushed for 200 or more yards in four games for the first time since 2005, and has done so in back-to-back games for the first time since the final two games of the 2005 campaign.

GRINDING IT OUT

Kansas State has shown the ability to grind it out offensively through eight games as the Wildcats have collected 214 first downs and averaged 186.5 rushing yards a game. Of K-State's 31 scoring drives this season, 18 have covered 50 or more yards and eight have consisted of 10 or more plays. Because of the consistent rushing attack and the ability to sustain drives, K-State has possessed the ball for an average of 34:38 per game this season, a figure that currently ranks first in the Big 12 and second in the nation.

SNYDER AMONG BEST ACTIVE COACHES

The author of the greatest turnaround in college football history, Bill Snyder has begun his second tour of duty guiding Kansas State. And, despite enduring two losing seasons at the end of his first tenure and a three-year hiatus, Snyder's work still ranks among the best in college football when compared to other active coaches. Snyder, who currently ranks 14th all-time in wins among active FBS coaches, is one of just two active BCS coaches who have served at the same school for at least 17 years and have never held the same position at another school as he shares that distinction with Joe Paterno of Penn State. Also, Snyder holds the 12th-best winning percentage among active FBS coaches with at least 100 wins. What might be even more amazing is that Snyder, despite the three-year layoff, has tallied the sixth-most victories among active coaches since 1990. Snyder has guided Kansas State to 140 victories since the 1990 season, only to be out-done by the likes of Mack Brown, Bobby Bowden, Frank Beamer, Joe Paterno and Steve Spurrier.

MOST WINS SINCE 1990*		
COACH	CURRENT SCHOOL	RECORD
Mack Brown	Texas	189-52-1
Bobby Bowden	Florida State	181-52-1
Frank Beamer	Virginia Tech	172-70-1
Joe Paterno	Penn State	168-71-0
Steve Spurrier	South Carolina	155-52-1
Bill Snyder	Kansas State	140-61-1
Gary Pinkel	Missouri	136-81-3
Nick Saban	Alabama	133-67-1
Bob Stoops	Oklahoma	113-27-0

*active coaches

BIG 12 FOOTBALL STANDINGS

NORTH DIVISION	B12	Overall
Kansas State	3-1	5-3
Iowa State	2-2	5-3
Kansas	1-2	5-2
Nebraska	1-2	4-3
Colorado	1-2	2-5
Missouri	0-2	4-2

SOUTH DIVISION	B12	Overall
Texas	4-0	7-0
Oklahoma State	3-0	6-1
Oklahoma	2-1	4-3
Texas Tech	2-2	5-3
Texas A&M	1-2	4-3
Baylor	0-3	3-4

UPCOMING BIG 12 SCHEDULE

SATURDAY, OCT. 31
 Kansas at Texas Tech (ABC)
 Iowa State at Texas A&M
 Kansas State at Oklahoma (FSN)
 Nebraska at Baylor (VERSUS)
 Texas at Oklahoma State (ABC/ESPN2)
 Missouri at Colorado (FSN)

SATURDAY, NOV. 7
 Texas A&M at Colorado
 Central Florida at Texas
 Kansas at Kansas State
 Oklahoma State at Iowa State
 Baylor at Missouri
 Oklahoma at Nebraska

WEEKLY BIG 12 TELECONFERENCE SCHEDULE

If you wish to participate, please email jonibig12sports.com with your media affiliation and contact number to obtain the media dial-in number. The number will not be distributed over the phone.

- 10:00 a.m. - Mark Mangino, Kansas
- 10:10 a.m. - Bob Stoops, Oklahoma
- 10:20 a.m. - Mike Gundy, Oklahoma State
- 10:30 a.m. - Bill Snyder, Kansas State**
- 10:40 a.m. - Gary Pinkel, Missouri
- 10:50 a.m. - Mike Leach, Texas Tech
- 11:00 a.m. - Art Briles, Baylor
- 11:10 a.m. - Paul Rhoads, Iowa State
- 11:20 a.m. - Mack Brown, Texas
- 11:30 a.m. - Mike Sherman, Texas A&M
- 11:40 a.m. - Dan Hawkins, Colorado
- 11:50 a.m. - Bo Pelini, Nebraska

NATIONAL RANKINGS

Associated Press Top 25 (Week 9)

1. Florida (30)	7-0	1463
2. Alabama (23)	8-0	1448
3. Texas (7)	7-0	1407
4. USC	6-1	1217
5. Cincinnati	7-0	1211
6. Boise State	7-0	1177
7. Iowa	8-0	1148
8. TCU	7-0	1132
9. LSU	6-1	1040
10. Oregon	6-1	933
11. Georgia Tech	7-1	923
12. Penn State	7-1	843
13. Oklahoma State	6-1	768
14. Virginia Tech	5-2	734
15. Houston	6-1	601
16. Pittsburgh	7-1	551
17. Ohio State	6-2	508
18. Miami (FL)	5-2	501
19. Utah	6-1	400
20. West Virginia	6-1	323
21. South Carolina	6-2	270
22. Oklahoma	4-3	210
23. Arizona	5-2	164
24. Mississippi	5-2	142
25. Notre Dame	5-2	135

OTHER BIG 12 RECEIVING VOTES:

Texas Tech 18, Kansas 12.

USA Today Coaches' Poll (Week 9)

1. Florida (46)	7-0	1459
2. Alabama (9)	8-0	1399
3. Texas (4)	7-0	1390
4. USC	6-1	1244
5. Boise State	7-0	1152
6. TCU	7-0	1131
7. Cincinnati	7-0	1126
8. Iowa	8-0	1086
9. LSU	6-1	1037
10. Penn State	7-1	935
11. Georgia Tech	7-1	865
12. Oregon	6-1	839
13. Oklahoma State	6-1	825
14. Virginia Tech	5-2	691
15. Ohio State	6-2	569
16. Houston	6-1	544
17. Pittsburgh	7-1	542
18. Miami (FL)	5-2	433
19. Utah	6-1	403
20. West Virginia	6-1	365
21. South Carolina	6-2	279
22. Mississippi	5-2	223
23. Oklahoma	4-3	168
24. Arizona	5-2	149
25. Notre Dame	5-2	82

OTHER BIG 12 RECEIVING VOTES:

Texas Tech 14, Kansas 11.

THE LAST TIME KANSAS STATE...

Was Ranked: Oct. 14, 2007 24 (AP)
Received Votes in AP Poll: Oct. 28, 2007
Received Votes in Coaches Poll: Oct. 28, 2007

SNYDER IN OCTOBER

Fast starts propelled the Wildcats to winning seasons throughout the Bill Snyder's era at K-State. The Wildcats' success in the month of September under Snyder is well-documented and K-State has also been a solid team in October under Snyder. Since the inception of the Big 12 Conference, K-State is 27-19 (.587) in October under the legendary head coach.

CATS OWN NATION'S 10TH-LONGEST SCORING STREAK

Kansas State extended one of the nation's longest scoring streaks last week against Colorado. The Wildcats have now tallied points in 160 consecutive games. The 160-game stretch is the 10th-longest streak in the nation after Colorado and Washington State - who each held a spot in the top 10 - were blanked in a game last season. The Wildcats have not been kept off the scoreboard since Colorado shutout K-State, 12-0, on Nov. 16, 1996. In the Big 12, only Nebraska (170 games) owns a longer streak than the Cats.

LIGHT UP THE BOARD

Kansas State's offensive outbreak against Texas A&M two weeks ago ranks as one of the top scoring performances by a Bill Snyder-coached team and in school history. The 62 points scored were the most against a Big 12 South opponent under Snyder and were the most in a conference game since scoring 64 points at Kansas in 2002. Also, K-State's 38 points in the first half tied for the second-most in a Big 12 Conference game. The Cats also scored 38 in a half against Kansas in 2000.

ON THE TUBE

Saturday's game against Oklahoma will mark Kansas State's seventh overall appearance this season on television. The game will be the Wildcats' 118th television appearance all-time as Kansas State is 60-57 (.509) when playing on television, including a 3-3 mark this season. A little history regarding K-State football and television: Kansas State's homecoming contest on October 28, 1939, against Nebraska became the second college football game ever televised, following the Fordham-Waynesburg contest in New York earlier that fall. The Cornhuskers spoiled homecoming with a 25-9 triumph in Manhattan before a limited Nebraska ETV audience in the surrounding area.

DRAWING FIRST BLOOD

Scoring first has been a big sign of good things to come for the Wildcats. Since 1990, K-State's record when scoring first is very impressive as the Wildcats have gone 122-22 (85-percent) when drawing first blood. This season, the Wildcats are 4-1 when getting on the board first.

HALFWAY HOME

There's no better indicator of a Wildcat victory than when K-State leads or is tied at the half. Since 1990, the Cats have protected a halftime lead 96-percent of the time, going 137-5 when leading at halftime. This season, K-State is 4-0 when leading at the halfway mark.

VERY SPECIAL TEAMS

The rise of Kansas State football over the last two decades has much to do with the emphasis on special teams. Since 1990, Kansas State is 42-13 when scoring on special teams and 16-1 when scoring on special teams and on defense. And, in non-offensive touchdowns, the Wildcats have ranked among the nation's best over the past 10 seasons. Since 1999, the Wildcats rank second nationally in non-offensive touchdowns with 72, behind only Virginia Tech (76). Kansas State currently has four non-offensive touchdowns in 2009 as Brandon Banks has a Big 12-best three kick returns for scores and Jeffrey Fitzgerald had a 17-yard interception return for a touchdown at Texas Tech.

Virginia Tech	76
K-State	72
Texas	70
Miami, Fla.	63

BLOCK PARTY

Kansas State's play on special teams has been unparalleled since 1990 as the Cats have the fourth-most blocks in the nation since 2002 with 36, which includes a school-record-tying nine total blocks last season (four punts, two extra points and three field goals) and three (one punt, one field goal and one PAT) this season, two of which have come from safety Emmanuel Lamur. Also, Kansas State has amassed 52 total blocked kicks since 1996 and currently ranks second among Big 12 schools, behind Texas, in total blocks in the 13-year history of the league.

Fresno State	46
Texas	42
Louisiana	38
K-State	36
Boise State	34

IRONMAN

It has been evident through the first half of the season that a majority of the Wildcat offense has been designed to utilize the athleticism of running back Daniel Thomas. Thomas, a former junior-college quarterback, has 186 touches (165 rushes, 19 receptions, 2 passes) which equates to 34.3-percent of K-State's 542 offensive plays.

RUNNING WILD

Daniel Thomas has done most of his damage on the ground as he is tops in the Big 12 with 814 rushing yards on a conference-high 165 attempts. Thomas ranks 22nd nationally in rushing yards per game (101.8), but is 10th in total rushing yards on the fifth-most rushing attempts in the nation. When you also add in his 19 receptions for 205 yards, Thomas is fourth in the Big 12 in all-purpose yardage at 130.5 yards per game. Thomas' season was jump-started by a consecutive 100-yard rushing games against UMass and Louisiana, the first time since Cornelius Davis in 1966 that a Wildcat had back-to-back 100-yard rushing games to start a career.

SCORING MACHINE

Running back Daniel Thomas moved into elite status against Texas A&M as he was a vital part of the Wildcats' rout of the Aggies. Thomas, who entered the game with four rushing touchdowns, scored four touchdowns on the ground - all in the first half. His four rushing touchdowns tied for second in school history as he became the sixth player (seventh occurrence) to register four or more rushing scores in a game. Even more impressive is that his four rushing scores were the most in the Big 12 this season, as well as the fourth best in the nation. With one score against Colorado, Thomas is tied for third in the Big 12 in touchdowns with nine.

OFF TO THE RACES

Last season, Brandon Banks was known as the small, shifty wide receiver that collected over 1,000 receiving yards. This season, Banks is becoming known as the versatile athlete who can make a significant contribution on special teams as well. Banks exploded with returns of 91 and 92 yards for scores against Tennessee Tech, setting a school and Big 12 record for kickoff return touchdowns in a single game. Also, Banks tied the FBS record, becoming the 12th player (13th time) to return two kickoffs for scores in a single game. Banks came back to return a kickoff 97 yards for a touchdown against Texas A&M to set the school and Big 12 record for kickoff-return touchdowns in a season, while he tied the conference record with four in a career. The Garner, N.C., native's 29.9-yard average on kickoff returns currently ranks first in school and Big 12 history, while his four return touchdowns are tied for second among active FBS players.

NAME	SCHOOL	NUMBER
C.J. Spiller	Clemson	6
Brandon Banks	K-State	4
Perrish Cox	Oklahoma State	4
Three tied with		3

*Among active players in FBS

ALL-PURPOSE PLAYER

When you add his receiving number to his kickoff return yards, Brandon Banks also ranks as one of the best players in school history in all-purpose yardage. Banks, who is second in the Big 12 and 12th nationally in the category, is currently tied for second with Kansas State great Darren Sproles for second in school history in all-purpose yardage per game (151.4). Against Colorado, Banks became the 11th player to top the 3,000 all-purpose yardage mark in a career and currently ranks ninth at 3,027. If Banks continues to his current 162.0-yard average the final four games of the regular season, he will finish with 3,675 yards, the third most in school history. Against Tennessee Tech, Banks had 303 all-purpose yards, the fifth-most in school history, the fourth most in the nation this season, and the most since Darren Sproles notched the school record of 351 on September 18, 2004, against Louisiana.

TWO-YEAR CAREER

Even though Brandon Banks will only play two seasons in a Wildcat uniform, he will crack the career receiving charts in many categories. Banks, who is tied for 10th in school history in career touchdowns, is 15th in career receiving yardage at 1,417. If Banks continues his 46.0-yard average per game, he will end his career with 1,601 yards, which would rank ninth in school history. Banks also has 100 career receptions, just two away from the top 10.

CAREER MILESTONE

Senior tight end Jeron Mastrud, who is on the watch list for the Mackey Award, is turning out to be one of the best tight ends in school history. Against UMass in the 2009 opener, Mastrud became the third tight end in school history to top the 1,000-yard receiving mark in a career. The Beaverton, Ore., native, who is 17th at K-State in career receiving yardage, moved to second on the tight end list against Texas A&M. He now sets his sights on the all-time tight end receiving record as he is 172 yards behind Henry Childs for the record. Also, Mastrud ranks third in the Big 12 among tight ends in both receptions (17) and yards (207). Only Colorado's Riar Geer (28 for 326) and Iowa State's Derrick Catlett (18 for 219) top Mastrud.

NAME	YARDS	YEARS
Henry Childs	1,365	1971-73
Jeron Mastrud	1,193	2006-09
Russ Campbell	1,150	1988-91

HARD WORK OFF THE FIELD

Not only does Jeron Mastrud produce on the field, but he also produces off. The senior, who was an Academic All-Big 12, All-District and All-American selection in 2008, was named a candidate for the All-state/AFCA Good Works Team, which honors college football players who make outstanding contributions in the areas of volunteerism and civic involvement. Mastrud was also named a semifinalist for the William V. Campbell Trophy. Formerly the Draddy Trophy, the "Academic Heisman Trophy" is presented to the player with the best combination of academics, community service, and on-field performance.

WILDCATS WHEN...

Overall	5-3
Big 12	3-1
Non-conference record	2-2
Home	4-0
Away	1-3
Current streak	Won 2
Current home streak	Won 5
Current road streak	Lost 1
Last win	20-6 vs. Colorado (10/24/09)
Last loss	14-66 at Texas Tech (10/10/09)

Day game	3-0
Night game	2-3
TV game	3-3
ABC	0-0
ESPN	0-0
ESPN360	0-1
Fox Sports Net	0-2
FCS	3-0
NFL Network	0-0
Versus	0-0
September	2-2
October	3-1
November	0-0
December	0-0
vs. top-25 teams	0-0
vs. non-ranked teams	3-3
vs. FCS (I-AA)	2-0
On natural grass	1-1
On FieldTurf	4-2

Scoring first	4-1
Coming-from-behind	0-0
Leading after 1st quarter	4-1
Behind after 1st quarter	1-2
Tied after 1st quarter	0-0
Leading at halftime	4-0
Behind at halftime	0-3
Tied at halftime	1-0
Leading after 3rd quarter	4-0
Behind after 3rd quarter	1-3
Tied after 3rd quarter	0-0
Overtime	0-0

Scoring 20 points or less	0-3
Scoring 20+ points	5-0
Scoring 30+ points	2-0
Allowing 21 points or less	4-1
Allowing 10 points or less	3-0

With 100-yard rusher	3-1
Allow 100-yard rusher	0-1
With 300-yard passer	0-0
Allow 300-yard passer	0-1
Outgain opponent	4-1
Total offense + 300 yards	4-1
Allow + 300 yards total offense	1-2

No turnovers	2-0
Less than three turnovers	2-3
Three or more turnovers	1-0
No takeaways	0-0
Three or more takeaways	2-1
Fewer turnovers	2-1
Equal turnovers	1-1
More turnovers	2-1
Control time of possession	5-2
Opponent controls time of possession	0-1
Possession time equal	0-0

SINCE 1990 KANSAS STATE IS...

With a 100-yard rusher	91-19
With 200 yards rushing	86-7
With 350+ yards of total offense	117-32
When leading at the half	137-5
When scoring first	122-22
Opponents score 10 points or less	75-0
Opponents score 15 points or less	101-4
Opponents scores < 25 points	141-19-1
When scoring a defensive TD or safety	42-14
When scoring on special teams	42-13
When scoring on special teams and defense	16-1

WILDCAT CAREER STARTS

OFFENSE

Player	Consec.	Career
Jeron Mastrud, TE	22	38
Nick Stringer, OL	20	31
Lamark Brown, WR	--	15
Zach Kendall, OL	8	13
Daniel Thomas, RB	8	8
Attrail Snipes, WR	8	8
Clyde Aufner, OL	8	8
Wade Weibert, OL	8	8
Kenneth Mayfield, OL	6	6
Grant Gregory, QB	4	4
Brandon Banks, WR	3	13
Brock Unruh, OL	1	18
Braden Wilson, FB	1	1
Colten Freeze, OL	--	4
Trevor Viers, OL	--	8
Sheldon Smith, WR	--	1
Collin Klein, WR	--	2
Carson Coffman, QB	--	4
Aubrey Quarles, WR	--	4
Eric Benoit, OL	--	3
Keithen Valentine, RB	--	3

DEFENSE

Player	Consec.	Career
Tysyn Hartman, DB	16	16
Joshua Moore, DB	8	24
John Houlik, LB	8	14
Jeffrey Fitzgerald, DE	8	8
Emmanuel Lamur, DB	8	8
Troy Butler, DB	8	8
Daniel Calvin, DT	7	12
Stephen Harrison, DB	4	4
Ulla Pomele, LB	2	12
Antonio Felder, DE	2	4
Prizell Brown, DT	2	2
Raphael Guidry, DT	--	6
Alex Hrebec, LB	--	10
Darious Thomas	--	1
Eric Childs, DE	--	26
Chris Carney, DB	--	14
Courtney Herndon, DB	--	13
Brandon Harold, DE	--	10
Hansen Sekona, LB	--	5
David Garrett, DB	--	4
Logan Dold, DB	--	3
Rashad Harrell, DB	--	1
Grant Valentine, DE	--	1

MR. CONSISTENT

Jeron Mastrud, a team captain and player representative, leads by example as he is one of the most consistent players on K-State's roster. Mastrud, who has played in all 44 of a possible 45 games in a Wildcat uniform, has been productive game-in and game-out as he has caught a pass in each of the past 24 games, dating back to Nov. 3, 2007, against Iowa State. Since 1990, only two other K-State players have a streak longer than Mastrud's, but both were wide receivers.

Mastrud carded his 102nd career reception against Colorado and sits in 10th place in career receptions. But, his 102 receptions are the most by a tight end in school history.

NAME	GAMES	DATES
Kevin Lockett	44	10/9/93-1/1/97
Quincy Morgan	26	9/11/99-1/1/2001
Jeron Mastrud	24	11/3/07-Present
Darnell McDonald	23	9/27/97-12/29/98
Mitch Running	23	9/17/94-12/29/95

* since 1990

HUMAN BULLDOZER

Kansas State is second in the Big 12 in rushing at 186.5 yards per game and, although he only has three carries on the season, fullback Braden Wilson has a large part to do with the potent Wildcats rushing attack. The true freshman has played in all eight games, including two starts, and has been a lead blocker for a majority of K-State's rushing plays.

He has been valuable to running backs Daniel Thomas and Keithen Valentine, who have combined for 1,161 yards on 211 carries, good for a 5.5-yard average. Wilson has eight rushing yards this season, but has also caught four passes out of the backfield for 33 yards, including an 18-yarder against Texas A&M.

PICK ME

Backup quarterback turned starting safety Tysyn Hartman did not have an interception or a pass break up in 2008, but has made up for it in 2009. Hartman has intercepted four passes and has a total of nine passes defended to rank third in the Big 12 and 16th nationally in each category. Hartman had his season jump-started by picking off two passes and breaking up two others against Massachusetts. He also recorded interceptions against Tennessee Tech and Texas A&M. Hartman is also second on the team in tackles with 37, including a season-high seven stops at Louisiana.

GIVING THEM FITZ

Senior defensive lineman Jeffrey Fitzgerald sat through a lost year of eligibility in 2008 after transferring from Virginia, but has made up for his lost time in 2009 as he has a team-leading 8.5 tackles-for-loss and 6.0 sacks, including 4.0 sacks over the past two games.

Fitzgerald has been nearly unstoppable in Big 12 play as he has 6.0 tackles for loss and 5.0 sacks against conferences foes to rank fourth and third in the league, respectively.

The Richmond, Va., native also showed his versatility at Texas Tech when he returned a 17-yard interception for a touchdown. It marked the first pick-six for the Wildcats this season and the first interception by a defensive lineman since Brandon Balkcom intercepted Texas Tech in Manhattan last year. And, although he is a defensive lineman, the interception was old hat for Fitzgerald as he picked off four passes during his time at Virginia.

"AIR" LAMUR

Junior-college transfer Emmanuel Lamur has been vital to the Wildcats' resurgence on defense this season as he is tops on the team with 41 tackles. He has been aggressive from his safety spot as he has at least five tackles in seven of the first eight games, including a career-high seven stops against Iowa State.

Against Colorado, Lamur showed that he can be a nightmare for opposing quarterback as well as he picked off two Buffalo passes, the last one preventing CU to score in the final minutes of the game.

Lamur was also big in the final seconds of the Iowa State game as he blocked a potential game-tying extra point. The Cyclones scored a touchdown with 32 seconds left to pull within one, but Lamur jumped straight up to block the extra point and seal the one-point victory for the Cats. Lamur also blocked a 43-yard field-goal attempt by Massachusetts in the 2009 season opener.

MOORE CONSISTENT

Junior defensive back Joshua Moore is harassing Big 12 quarterbacks for the second-straight season as he has recorded 10 passes defended his season, including seven in conference play, to tie for third in the Big 12 overall and second in conference play. His 10 passes defended are also 16th best in the nation.

Against Texas A&M, Moore tallied a career-high four passes defended, including one interception. In 2008, Moore he recorded 15 passes defended, which were tops in the Big 12 and tied for 13th nationally.

LOCKDOWN CORNER

Stephen Harrison walked on to Kansas State in 2006 as a wide receiver and did not see the field in each of his first three seasons. In 2009, Harrison switched positions to defensive back and, not only is he receiving playing time, the Dallas, Texas, product has started the first four conference games.

Harrison has made the most of his opportunity as he has seven passes defended over the last four games to bring his total to eight this season. His eight passes defended are tied for fifth in the Big 12 and 22nd nationally, while his seven break ups against Big 12 competition are tied for second in the conference.

K-STATE DEPTH CHART AT OKLAHOMA

OFFENSE

WR	7	Lamark Brown (6-3, 225, Jr.-2L)
	81	Attrail Snipes (6-1, 180, Sr.-1L)
LT	64	Nick Stringer (6-6, 285, Sr.-3L)
	70	Zach Hanson (6-8, 320, So.-1L)
LG	59	Zach Kendall (6-3, 297, Jr.-1L)
	54	Trevor Viers (6-5, 284, Jr.-1L)
C	74	Wade Weibert (6-4, 290, Jr.-RS)
	66	Eric Benoit (6-4, 294, Sr.-1L)
RG	67	Kenneth Mayfield (6-4, 320, Jr.-1L)
	77	Colten Freeze (6-5, 290, So.-1L)
RT	75	Clyde Aufner (6-7, 290, So.-1L)
	71	Ethan Douglas (6-6, 295, Fr.-RS)
TE	85	Jeron Mastrud (6-6, 253, Sr.-3L)
	80	Travis Tannahill (6-4, 240, Fr.-HS)
QB	6	Grant Gregory (6-1, 210, Sr.-TR) OR
	14	Carson Coffman (6-3, 212, Jr.-2L)
RB	8	Daniel Thomas (6-2, 227, Jr.-TR)
	25	Keithen Valentine (5-8, 193, Sr.-1L)
FB	37	Braden Wilson (6-4, 245, Fr.-HS)
	49	Lucas Hamm (6-2, 240, Jr.-TR)
WR	83	Brandon Banks (5-7, 150, Sr.-1L)
	12	Collin Klein (6-5, 231, Fr.-RS)

DEFENSE

DE	95	Jeffrey Fitzgerald (6-4, 280, Sr.-TR)
	91	Brandon Harold (6-6, 264, So.-1L) OR
	90	Eric Childs (6-3, 250, Sr.-3L)
DT	46	Prizell Brown (6-4, 265, Jr.-TR)
	94	Raphael Guidry (6-4, 274, So.-1L)
NT	99	Daniel Calvin (6-3, 310, Sr.-1L)
	97	Chidubaumu Abana (6-4, 295, Sr.-1L)
DE	40	Antonio Felder (6-2, 253, Jr.-1L)
	16	Joseph Kassanavoid (6-5, 239, Fr.-RS) OR
	57	Grant Valentine (6-3, 240, Jr.-TR)
LB	39	John Houlik (5-11, 219, Sr.-3L)
	45	Kevin Rohleder (6-0, 217, Jr.-2L)
LB	51	Ulla Pomele (6-1, 228, Sr.-1L)
	56	Alex Hrebec (5-11, 238, So.-1L)
LB	21	Troy Butler (6-1, 200, Jr.-TR)
	22	Thomas Ferguson (6-1, 205, Fr.-HS) OR
	20	Courtney Herndon (6-0, 211, Sr.-3L)
CB	4	Joshua Moore (5-11, 184, Jr.-2L)
	15	Darius Thomas (6-0, 180, Fr.-HS)
S	2	Tysyn Hartman (6-3, 207, So.-1L)
	31	Torrell Miller (6-3, 205, Fr.-HS)
FS	23	Emmanuel Lamur (6-1, 214, So.-TR)
	5	Chris Carney (6-1, 190, Sr.-3L) OR
	28	Logan Dold (6-0, 207, So.-1L)
CB	8	Stephen Harrison (5-11, 181, Jr.-SQ) OR
	27	David Garrett (5-9, 185, So.-TR)

SPECIALISTS

KO	19	Josh Cherry (6-1, 183, Jr.-2L)
	9	Ryan Doerr (6-3, 185, Fr.-TR)
PK	19	Josh Cherry (6-1, 183, Jr.-2L)
	6	Brandon Klimek (5-11, 168, Fr.-RS)
HOLD	9	Ryan Doerr (6-3, 185, Fr.-TR)
LS	42	Corey Adams (6-4, 242, Jr.-2L)
	63	Marcus Heit (6-4, 218, Fr.-HS)

P	9	Ryan Doerr (6-3, 185, Fr.-TR)
	10	D.J. Fulhage (5-9, 180, Jr.-1L) OR
	17	George Pierson (6-0, 201, Sr.-1L)
KOR	83	Brandon Banks (5-7, 150, Sr.-1L)
	8	Daniel Thomas (6-2, 227, Jr.-TR)
PR	2	Tysyn Hartman (6-3, 207, So.-1L)
	83	Brandon Banks (5-7, 150, Sr.-1L)

WILDCAT PRONUNCIATION GUIDE

PLAYERS

97	CHIDUBAMU Abana	Chid-oo-bah-moo
75	Clyde AUFNER	OFF-ner
17	Cole BACHAMP	BASH-amp
66	Eric BENOIT	Ben-wah
58	Clarence BUMPAS	BUMP-us
26	JARELL Childs	JUH-rell
9	Ryan DOERR	Door
10	D.J. Fulhage	Full-hague
94	RAPHAEL GUIDRY	RAF-ee-el GID-ree
2	TYSYN Hartman	TIE-son
39	John HOULIK	WHO-lick
56	Alex HREBEC	REE-beck
33	John HUBERT	Hue-bert
16	Joseph KASSANAVID	KASS-uh-na-void
23	Emmanuel LAMUR	Luh-mure
85	JERON MASTRUD	JER-un ma-STROOD
51	ULLA POMELE	Ooh-luh Puh-MELLY
45	Kevin ROHLEDER	ROW-letter
50	Hansen SEKONA	Suh-CONE-uh
60	Dustin SOBIERAJ	So-buh-RAY
55	KADERO TERRELL	Kuh-DARE-oh Tuh-RELL
24	DARHNAZ TIGNER	DAR-naz TIG-ner
76	Brock UNRUH	UN-roo
54	Trevor VIERS	VEERS
74	Wade WEIBERT	WYE-bert

COACHES

Dana DIMEL	DIM-ul
Vic KOENNING	CONE-ing
Ricky RAHNE	RON-ee

COLLEGE PRESSBOX.COM

CollegePressBox.com is the official media website for Big 12 football. Access and download weekly game notes, statistics, media guides and more for the conference and each of its 12 member schools throughout the season. Login information will be distributed by the conference office to accredited media or you can apply for a password by sending an e-mail to password@collegepressbox.com.

collegepressbox.com
EVERYTHING BUT THE PRE-GAME MEAL

UPDATED PLAYER PROFILES



2 TYSYN HARTMAN
DEFENSIVE BACK
6-3 • 207 • So.-1L

A former backup quarterback who moved to the secondary prior to 2008... Is 2nd on team in tackles... Tied for 3rd in the Big 12 and 16th nationally in both interceptions and passes defended... Began the season by intercepting 2 UMass passes, the first Wildcat to do so since 2006... Also knocked away 2 other passes and tied for the team lead with 6 tackles... Tied for the team lead with 7 stops at Louisiana, while forcing one fumble... Had 5 stops and one break up at UCLA and vs. Colorado, while recording 3 stops and one interception against Tennessee Tech... Had 5 tackles, one pass breakup and one fumble recovery vs. Iowa State... Tallied 4th interception of the season vs. Texas A&M, picking off Jerrod Johnson for the first time in 226 attempts... Voted a player rep by his teammates.

CAREER STATS - DEFENSE

Year	G	UA-AT-TI	TFL-Yds	Sack	INT	PD	FF	FR
2008	12	32-17-49	0.0-0	0.0-0	0	0	0	0
2009	8	25-12-37	0.0-0	0.0-0	4	10	1	1
TOTAL	20	57-29-86	0.0-0	0.0-0	4	10	1	1

CAREER-HIGHS - Tackles: 9, vs. Nebraska (11/15/08); **Solos:** 7, at Texas A&M (10/11/08); **INT:** 2, vs. UMass (9/5/09); **PD:** 4, vs. UMass (9/5/09).

CAREER STATS - PUNT RETURNS

Year	G	Ret	Yds	Avg.	TD	Long
2009	8	8	105	13.1	0	24
Total	8	8	105	13.1	0	24

CAREER-HIGHS - Returns: 3, vs. Tennessee Tech (9/26/09); **Yards:** 52, vs. Tennessee Tech (9/26/09); **Long Return:** 24, vs. Tennessee Tech (9/26/08).



4 JOSHUA MOORE
DEFENSIVE BACK
5-11 • 184 • Jr.-2L

One of the top cornerbacks in the league with his speed and lock down coverage ability... Tied for 3rd in the Big 12 and 16th nationally in passes defended... Tied for 2nd on the team in tackles with 37... Was stellar against Texas A&M, carding 4 tackles, including 1 for a loss, while he broke up 3 passes and intercepted another... His 4 passes defended were tied for the 3rd most in the NCAA this year... Came back to record 6 tackles, including a half sack, a forced fumble and a pass breakup against Colorado... Had 7 stops against Iowa State and 5 at Texas Tech... Also broke up one pass against each team... Recorded his first interception of the season against UCLA, while breaking up another Bruin pass... An All-Big 12 Honorable Mention selection a year ago as the team's leading tackler... Earned freshman All-Big 12 and honorable mention All-America accolades from *The Sporting News* in 2006.

CAREER STATS - DEFENSE

Year	G	UA-AT-TI	TFL-Yds	Sack	INT	PD	FF	FR
2006	13	17-18-35	2.5-8	0.0-0	1	6	0	0
2008	12	53-23-76	5.0-12	0.5-1	3	15	0	1
2009	8	27-10-37	2.9-8	0.5-5	2	10	1	0
TOTAL	33	97-51-148	9.5-28	1.0-6	6	31	1	1

CAREER-HIGHS - Tackles: 13, at Colorado (10/18/08); **Solos:** 9, at Colorado (10/18/08); **TFL:** 2.0, vs. Florida Atlantic (9/9/06); **INT:** 1, six times; **PD:** 4, vs. Texas A&M (10/17/09).



6 GRANT GREGORY
QUARTERBACK
6-1 • 210 • Sr.-TR

A senior who was granted a sixth year of eligibility by the NCAA prior to his transfer from South Florida... Has started the last 4 games... Is 2nd in the Big 12 in pass efficiency (140.9) and 3rd in completion percentage (64.5) in conference games... Went 10-for-13 for 147 yards and one touchdown against Texas A&M... Made his first collegiate start against Iowa State, going 16-for-23 for 206 yards and 2 fourth-quarter touchdowns, a 16-yard pass to tie the game and a 54-yard strike to take the lead... Set career highs in attempts, completions and yards vs. the Cyclones en route to Big 12 offensive Player of the Week honors... Also rushed 14 times for 29 yards and a 2-yard TD to open the game's scoring on the Cats' first drive... Made his K-State debut against UMass, rushing 4 times for 21 yards, including a 16-yarder on his first play... Set 3 career highs against Tennessee Tech as he rushed 9 times for 58 yards and his first career rushing touchdown... Earned his bachelor's degree from South Florida in December 2007, and is working on his master's degree at K-State.

CAREER STATS - PASSING

Year	G	Att	Comp	Int	Pct.	Yds.	TD	Long	Effic.
2006*	2	0	0	0	0.0	0	0	0	0.00
2007*	7	30	17	2	56.7	280	4	75	165.73
2008*	13	20	10	1	50.0	104	0	18	83.68
2009	7	68	42	1	61.8	491	3	54	134.04
TOTAL	29	118	69	4	58.5	875	7	75	133.56

CAREER-HIGHS - Att: 23, vs. Iowa State (10/3/09); **Comp:** 16, vs. Iowa State (10/3/09); **Yards:** 206, vs. Iowa State (10/3/09); **TD:** 2, twice; **Long Pass:** 75, vs. Central Florida (10/13/07)*; * at USF.

CAREER STATS - RUSHING

Year	G	Rush	Yds	Avg.	TD	Long
2006*	2	2	5	2.5	0	6
2007*	7	13	85	6.5	0	22
2008*	13	16	40	2.5	0	11
2009	7	56	157	2.8	3	16
TOTAL	29	87	287	3.3	3	22

CAREER-HIGHS - Rushes: 14, vs. Iowa State (10/3/09); **Yards:** 58, vs. Tennessee Tech (9/26/09); **TD:** 1, three times; **Long rush:** 22, vs. Oregon (12/31/07)*; * at South Florida.



7 LAMARK BROWN
WIDE RECEIVER
6-3 • 225 • Jr.-2L

A big-time athlete who has played both wide receiver and running back during his first 2+ seasons... Returned his concentration to wide receiver after leading the team in rushing last season... Had a great game vs. Iowa State, catching 3 passes for a career-high 61 yards and one TD, his first since the 2008 opener... Also caught a career-long 40-yard pass... Had one reception for 12 yards at Texas Tech... Caught 2 passes, totaling 12 yards, at Louisiana... Came back to catch 4 passes for 43 yards at UCLA... Has also been a force on special teams this season, tallying 6 tackles on kick-off coverage, including 2 against Colorado... Carried the ball 118 times for 412 yards and 5 touchdowns in 2008... Also caught 24 passes for 178 yards and one score.

CAREER STATS - RECEIVING

Year	G	Rec	Yds	Avg.	TD	Long
2007	8	3	33	11.0	0	13
2008	9	24	178	7.4	1	18
2009	8	10	128	12.8	1	40
TOTAL	24	37	339	9.2	2	40

CAREER-HIGHS - Catches: 5, vs. Louisiana (9/27/08); **Yards:** 61, vs. Iowa State (10/3/09); **Long Catch:** 40, vs. Iowa State (10/3/09); **TD:** 1, twice.



8 DANIEL THOMAS
RUNNING BACK
6-2 • 227 • Jr.-TR

A former JuCo quarterback who has turned into one of the Big 12's best rushers... Leads the conference in total rushing yards, while he is 2nd in rushing in the Big 12 and 22nd nationally... Also first in the Big 12 and 6th nationally in rushing attempts, while he is 4th in the Big 12 in all-purpose yardage (130.5/game)... Also second on the team in receiving... Has been involved in 34.0-percent of K-State's offensive plays... Rushed for a career-high 145 yards with one touchdown against Colorado... Scored 4 rushing touchdowns against Texas A&M, the most in the Big 12 this season and the 2nd most in school history... Tallied 104 yards against UMass and 136 at Louisiana... Became the first K-State back since 1966 to record two 100-yard games in the first 2 games of their career... Also threw a 31-yard touchdown pass at UL... Rushed 26 times for 139 yards and one TD vs. Tennessee Tech, while he had 96 yards on 25 rushes and 5 catches for 38 yards vs. Iowa State... Had a career-long 52-yard reception at Texas Tech, the Cats' fourth-longest play from scrimmage this season.

CAREER STATS - RUSHING

Year	G	Rush	Yds	Avg.	TD	Long
2009	8	165	814	4.9	9	35
TOTAL	8	165	814	4.9	9	35

CAREER-HIGHS - Rushes: 27, at Louisiana (9/12/09); **Yards:** 145, vs. Colorado (10/24/09); **TD:** 4, vs. Texas A&M (10/17/09); **Long Rush:** 35, vs. Colorado (10/24/09).

CAREER STATS - RECEIVING

Year	G	Rec	Yds	Avg.	TD	Long
2009	8	19	205	10.8	0	52
TOTAL	8	19	205	10.8	0	52

CAREER-HIGHS - Catches: 5, vs. Iowa State (10/3/09); **Yards:** 61, at UCLA (9/26/09); **Long Catch:** 52, at Texas Tech (10/10/09).



8 STEPHEN HARRISON
DEFENSIVE BACK
5-11 • 181 • Jr.-SQ

An athletic defensive back who has started each of the last 4 contests... Tied for 5th in the Big 12 and 22nd nationally with 8 passes defended, including 2 each of the 3 of the last 4 games... Started his first career game against Iowa State, recording a career-high 5 tackles... Also had 4 stops vs. Texas A&M.

CAREER STATS - DEFENSE

Year	G	UA-AT-TI	TFL-Yds	Sack	INT	PD	FF	FR
2009	7	11-5-16	0.0-0	0.0-0	0	8	0	0
TOTAL	7	11-5-16	0.0-0	0.0-0	0	8	0	0

CAREER-HIGHS - Tackles: 5, vs. Iowa State (10/3/09); **Solos:** 3, twice; **PD:** 2, three times.



9 RYAN DOERR
PUNTER
6-3 • 185 • Fr.-TR

A talented punter who transferred from South Carolina prior to the 2008 season... Improved his average in 5-straight games, culminating with a 44.3-yard average vs. Iowa State... Hit 4 punts for a 43.2-yard average, including 2 punts over 50 yards, at UCLA... Recorded a 40.8-yard average on 5 punts at Louisiana... Dropped a season-high 2 punts inside the 20-yard line against Texas A&M and Colorado... Rated the No. 18 kicker by Rivals his senior year... Also a Prep All-American by numerous publications.

CAREER STATS - PUNTING

Year	G	No.	Yds	Long	Avg.	In 20
2009	8	29	1163	53	40.1	8
TOTAL	8	29	1163	53	40.1	8

CAREER-HIGHS - Punts: 6, vs. Massachusetts (9/5/09); **Average:** 44.3, vs. Iowa State (10/3/09); **Long:** 53, at UCLA (9/19/09).

UPDATED PLAYER PROFILES



14 CARSON COFFMAN
QUARTERBACK
6-3 • 212 • Jr.-2L

Intelligent quarterback who started the season under center for K-State... Finished 14-of-27 for 182 yards and a career-high 2 touchdowns in the season opener against UMass... Also recorded a one-yard touchdown run vs. UMass... Was 13-of-25 for 178 yards at Louisiana... Was effective against the Cajuns on the ground as he rushed 13 times for 50 yards... Recorded career highs in completions (20), attempts (34) and yards (193) at UCLA... Had a solid game against Tennessee Tech, going 8-for-9 through the air for 131 yards, good for a 211.16 rating... Also ran for his 2nd score of the season... Came off the bench at Texas Tech to go 11-for-16 for 131 yards, including a long of 52... Voted a player rep and team captain by his teammates... Father, Paul, played tight end at K-State for 3 seasons, followed by an 11-year NFL career... Brother, Chase, was a standout tight end at Missouri, who was drafted by Cincinnati in 2009.

CAREER STATS - PASSING

Year	G	Att	Comp	Int	Pct.	Yds.	TD	Long	Effic.
2007	4	5	3	0	60.0	22	0	12	96.96
2008	6	41	25	2	60.0	282	1	51	117.04
2009	6	117	71	4	60.7	860	2	64	121.23
TOTAL	16	163	99	6	60.7	1164	3	64	119.43

CAREER-HIGHS - Attempts: 34, at UCLA (9/19/09); **Completions:** 20, at UCLA (9/19/09); **Yards:** 193, at UCLA (9/19/09); **TD:** 2, vs. UMass (9/5/09); **Long Pass:** 64, vs. Tennessee Tech (9/26/09).

CAREER STATS - RUSHING

Year	G	Rush	Yds	Avg.	TD	Long
2007	4	2	-3	-1.5	0	0
2008	6	15	60	4.0	1	25
2009	6	54	64	1.2	2	20
TOTAL	16	71	121	1.7	3	25

CAREER-HIGHS - Rushes: 20, at UCLA (9/19/09); **Yards:** 50, at Louisiana (9/12/09); **TD:** 1, three time; **Long rush:** 25, vs. Texas Tech (10/4/08).



19 JOSH CHERRY
PLACE KICKER
6-1 • 183 • Jr.-2L

A third-year kicker who handles kickoffs and is the primary place kicker... Has begun to shine after a rough start to his career... Hit his first-career field goal at UCLA, a 26-yarder... Hit a career-long 39-yarder vs. Iowa State... Made career-best 2 field goals against Colorado... Has also booted 41 kickoffs for a 61.8-yard average, including 5 touchbacks... One of the fastest players on the team as he captured a high-school 800 time of 1:55.378, which broke a 32-year-old school record.

CAREER STATS - KICKING

Year	FGM-A	Pct.	1-19	20-29	30-39	40-49	50+
2009	5-10	50.0	0-0	4-5	1-3	0-2	0-0
TOTAL	5-10	50.0	0-0	4-5	1-3	0-2	0-0

CAREER-HIGHS - Field Goals: 2, vs. Colorado (10/24/09); **Long:** 39, vs. Iowa St. (10/3/09).



20 COURTNEY HERNDON
DEFENSIVE BACK
6-0 • 211 • Sr.-3L

A physical defensive back who also can play at the rush linebacker position... Registered a career-best 1.5 sacks against Tennessee Tech... Had one tackle and one pass break up at Louisiana... Also broke up a pass at UCLA... Made 3 stops, including one for a loss, at Texas Tech... Also had 2 tackles against both Texas A&M and Colorado... Played in all 12 games - recording 10 starts - in 2008... Either blocked or returned 3 of 4 blocked punts last season... Scored both of K-State's defensive touchdowns... One of 4 redshirt seniors on the roster who were recruited by head coach Bill Snyder.

CAREER STATS - DEFENSE

Year	G	UA-AT-TI	TFL-Yds	Sack	INT	PD	FF	FR
2006	3	3-4-7	0.0-0	0.0-0	0	0	0	0
2007	11	17-5-22	3.5-20	1.0-12	1	2	1	0
2008	12	38-23-61	4.5-17	1.5-13	2	6	0	1
2009	8	9-1-10	2.5-19	1.5-15	0	2	0	0
TOTAL	38	67-33-100	10.5-56	4.0-40	3	10	1	1

CAREER-HIGHS - Tackles: 10, vs. Louisiana (9/27/08); **Solos:** 5, twice; **TFL:** 2.5, vs. Baylor (10/27/07); **INT:** 1, three times; **Sacks:** 1.5, vs. Tennessee Tech (9/26/09).



21 TROY BUTLER
DEFENSIVE BACK
6-1 • 200 • Jr.-TR

A big and physical defensive back who enrolled in time for spring drills... Has started all 8 games this season... Reset his career high with 7 tackles at Texas Tech... Also tallied his first TFL against the Red Raiders... Had 3 tackles, including one for a loss, and a pass break up vs. Colorado... Set his original season-high of 4 tackles vs. Iowa State and Louisiana... Recovered his first career fumble against Texas A&M... Rated as the No. 86 junior college player in the nation by Rivals... Was named a 2008 California Junior College All-American, the 2008 regional defensive player of the year and 2008 American Pacific Defensive Player of the Year.

CAREER STATS - DEFENSE

Year	G	UA-AT-TI	TFL-Yds	Sack	INT	PD	FF	FR
2009	8	20-6-26	2.0-7	0.0-0	0	2	0	1
TOTAL	8	20-6-26	2.0-7	0.0-0	0	2	0	1

CAREER-HIGHS - Tackles: 7, at Texas Tech (10/10/09); **Solos:** 7, at Texas Tech (10/10/09); **TFL:** 1.0, twice.



22 THOMAS FERGUSON
DEFENSIVE BACK
6-1 • 205 • Fr.-HS

An athletic defensive back, who has played in 7 games this season... Tallied one tackle vs. UMass, Iowa State and Texas A&M... A three-star prospect and the 79th-best cornerback in the nation by Rivals... Collected 44 tackles, 7 sacks, 2 pass break ups and a forced fumble during his senior season... Chose K-State over offers from 7 other schools.



23 EMMANUEL LAMUR
DEFENSIVE BACK
6-4 • 214 • So.-TR

A big and physical junior-college transfer who has been stellar thru 8 games this season... Leads the team with 41 tackles... Was instrumental in K-State's victory over Colorado when he intercepted 2 passes, which is tied for 2nd in the nation for INTs in a single game... Also carded 5 tackles against the Buffaloes... Tied for first in the Big 12 with two blocked kicks, including an Iowa State extra point with 0:32 left to give K-State a one-point win... Also finished with a career-high 7 stops vs. the Cyclones... Led the team with 6 tackles, including his first TFL, against Texas A&M... Finished with 5 tackles, one pass break up and a blocked field goal attempt against UMass in his K-State debut... Also had 5 tackles at Texas Tech... Had a career-best 6 stops at Louisiana, while he recovered one fumble... Came back to tally 5 stops at UCLA... Was a second-team all-conference selection at Independence CC last year... Collected 45 tackles in nine games with one sack and two interceptions in 2008.

CAREER STATS - DEFENSE

Year	G	UA-AT-TI	TFL-Yds	Sack	INT	PD	FF	FR
2009	8	26-16-41	1.0-1	0.0-0	2	3	0	1
TOTAL	8	26-16-41	1.0-1	0.0-0	2	3	0	1

CAREER-HIGHS - Tackles: 7, vs. Iowa State (10/3/09); **Solos:** 5, at UCLA (9/19/09); **TFL:** 1.0, vs. Texas A&M (10/17/09); **INT:** 2, vs. Colorado (10/27/09); **PD:** 2, vs. UMass (9/5/09).



25 KEITHEN VALENTINE
RUNNING BACK
5-8 • 193 • Sr.-1L

A former walk-on running back who started the 2008 campaign as the No. 1 running back... Leads the Big 12 in total offensive per play with a 7.5-yard average... Tallied a career-best 2 rushing touchdowns against Texas A&M... Had a career-high 96 rushing yards at Texas Tech, including a career long of 61 yards... Split time with Daniel Thomas in the backfield against UMass as he rushed 11 times for 89 yards... Rushed 10 times for 73 yards and one touchdown against Tennessee Tech... His score against the Golden Eagles was the first since the first game last season against North Texas on August 30, 2008.

CAREER STATS - RUSHING

Year	G	Rush	Yds	Avg.	TD	Long
2008	8	34	129	4.2	1	16
2009	8	46	347	7.5	4	61
TOTAL	16	80	476	5.9	5	61

CAREER-HIGHS - Rushes: 13, vs. North Texas (8/30/08); **Yards:** 96, at Texas Tech (10/10/09); **TD:** 2, vs. Texas A&M (10/17/09); **Long rush:** 61, at Texas Tech (10/10/09).



27 DAVID GARRETT
DEFENSIVE BACK
5-9 • 185 • So.-TR

A very athletic defensive back who has made great strides in little time... Joined the team halfway through fall camp and started the first 4 games... Had his best game as a Wildcat at UCLA when he had 7 tackles, including 5 solos... Made 3 stops and forced a fumble against Iowa State before carding 6 tackles at Texas Tech... Carded 4 tackles against UMass, while bringing down 2 ball carriers against Louisiana and Tennessee Tech.

CAREER STATS - DEFENSE

Year	G	UA-AT-TI	TFL-Yds	Sack	INT	PD	FF	FR
2009	8	16-9-25	0.0-0	0.0-0	0	0	1	0
TOTAL	8	16-9-25	0.0-0	0.0-0	0	0	1	0

CAREER-HIGHS - Tackles: 7, at UCLA (9/19/09); **Solos:** 5, at UCLA (9/19/09).



37 BRADEN WILSON
FULLBACK
6-4 • 245 • Fr.-HS

A hard-nosed player who one of the best lead blockers in the Big 12... Has seen time in all 8 games, including starts vs. Iowa State and Colorado... Enrolled in the spring in time for drills... Was a Kansas Top 11 selection and First Team KFBFA All-State selection in 2007... Helped Smith Center score 72 points in the first quarter of a game in 2007, which set a national high school football record.



39 JOHN HOULIK
LINEBACKER
5-11 • 219 • Sr.-3L

Hard-hitting and fearless linebacker who is one of the most experienced players on the defensive side of the ball with 37 career games played... Tallied 5 tackles, including a career-high 3.5 TFLs and one sack, while he forced a fumble, against Texas A&M... Followed that with a 6-tackle effort against Colorado... Also had 6 tackles and recovered a fumble against Iowa State... Had a great game at Louisiana, making 5 stops, while breaking up one pass and recording his first-career interception another... Made 4 stops against UMass, including one for a loss... Also had 3 tackles at UCLA.

CAREER STATS - DEFENSE

Year	G	UA-AT-TI	TFL-Yds	Sack	INT	PD	FF	FR
2006	9	4-4-8	0.5-0	0.0-0	0	0	0	0
2007	12	41-27-68	4.0-17	3.0-13	0	0	0	1
2008	8	16-13-29	0.0-0	0.0-0	0	2	1	0
2009	8	23-9-32	4.5-17	1.0-9	1	3	1	1
TOTAL	37	84-53-137	9.0-34	4.0-22	1	5	2	2

UPDATED PLAYER PROFILES

CAREER-HIGHS - Tackles: 8, twice; Solos: 7, vs. San Jose St. (9/8/07); TFL: 3.5, vs. Texas A&M (10/17/09); Sacks: 1.0, twice; INT: 1, at Louisiana (9/12/09).



40 ANTONIO FELDER
DEFENSIVE END
6-2 • 253 • Jr.-1L

A versatile player who can line up at either defensive end or linebacker... Has started 4 of the last 5 games... Tallied a career-high 3 tackles - including one for a loss - at UCLA before tallying his first career sack against Tennessee Tech... Also started and had 2 tackles vs. Iowa State before recording 3 solo stops at Texas Tech.

CAREER STATS - DEFENSE

Year	G	UA-AT-TI	TFL-Yds	Sack	INT	PD	FF	FR
2008	12	4-4-8	0.5-1	0.0-0	0	1	0	0
2009	8	10-3-13	4.0-19	2.0-12	0	0	0	0
TOTAL	20	14-7-21	4.5-20	2.0-12	0	1	0	0

CAREER-HIGHS - Tackles: 3, twice; Solos: 3, at Texas Tech (10/10/09); TFL: 2.0, at Texas Tech (10/10/09); Sacks: 1.0, twice.



42 COREY ADAMS
LONG SNAPPER
6-4 • 242 • Jr.-2L

A special athlete who is one of the nation's top long snappers... Considered to be a strong blocker and an effective performer in coverage... Made one tackle against Massachusetts and recovered a muffed punt vs. Colorado... Voted a player rep by his teammates... Has appeared in all 32 games over the past two-plus seasons.



45 KEVIN ROHLEDER
LINEBACKER
6-0 • 217 • Jr.-2L

A rugged play-making linebacker who reads offenses well and plays fast... Continuing to break into the playing rotation while contributing on special teams... Tied his career best with 3 tackles in the season opener against UMass before setting a new career high with 4 stops - including 3 solos - against Tennessee Tech... Tied his career best with 4 stops vs. Texas A&M and set a new high with 4 solo stops vs. Colorado... Also had 3 stops at Texas Tech... Played in 5 games as a freshman and sophomore, recording 7 tackles each season... Earned first team 5A all-state honors from both the *Topeka Capital-Journal* and *Wichita Eagle*.

CAREER STATS - DEFENSE

Year	G	UA-AT-TI	TFL-Yds	Sack	INT	PD	FF	FR
2007	5	4-3-7	0.0-0	0.0-0	0	0	0	0
2008	5	4-3-7	0.0-0	0.0-0	0	0	0	0
2009	8	15-4-19	0.0-0	0.0-0	0	0	0	0
TOTAL	18	23-10-33	0.0-0	0.0-0	0	0	0	0

CAREER-HIGHS - Tackles: 4, three times; Solos: 4, vs. Colorado (10/24/09).



46 PRIZELL BROWN
DEFENSIVE END
6-4 • 265 • Jr.-TR

A physical football player who played tight end in JuCo... Has started each of the past 2 games, while he has seen action in 5 other games... Carded his first career tackle against Tennessee Tech... Carded 2 stops, including 0.5 TFLs against Colorado... Originally signed with North Carolina out of Blinn College... Rated a SuperPrep JuCo Top 100 player and a three-star prospect by Rivals.

CAREER STATS - DEFENSE

Year	G	UA-AT-TI	TFL-Yds	Sack	INT	PD	FF	FR
2009	8	1-2-3	0.5-6	0.5-6	0	0	0	0
TOTAL	8	1-2-3	0.5-6	0.5-6	0	0	0	0

CAREER-HIGHS - Tackles: 2, vs. Colorado (10/24/09); Solos: 1, vs. Colorado (10/24/09); TFL: 0.5, vs. Colorado (10/24/09); Sacks: 0.5, vs. Colorado (10/24/09).



50 HANSEN SEKONA
DEFENSIVE END/LINEBACKER
6-0 • 230 • Sr.-1L

A physical defensive end/linebacker who gained valuable experience in his first season as a Wildcat... Has started 2 games at defensive end, using his speed and leverage against bigger offensive linemen... Finished with 3 tackles at Louisiana... Tallied a season-best 4 tackles and 0.5 TFLs against Tennessee Tech... Saw action in all 12 games in 2008, making 3 starts... Had a career-high 9 tackles against Louisiana as a junior.

CAREER STATS - DEFENSE

Year	G	UA-AT-TI	TFL-Yds	Sack	INT	PD	FF	FR
2008	12	14-9-23	3.5-11	0.0-0	0	0	0	1
2009	8	4-4-8	0.5-1	0.0-0	0	0	0	0
TOTAL	20	18-13-31	4.0-12	0.0-0	0	0	0	1

CAREER-HIGHS - Tackles: 9, vs. Louisiana (9/27/08); Solos: 2, four times; TFL: 2.0, vs. Louisiana (9/27/08).



51 ULLA POMELE
LINEBACKER
6-1 • 228 • Sr.-1L

One of the defense's top tacklers from last season... His fast and shifty playing style has pushed him to be another top performer this year... Tied for team-high honors with 7 tackles at Louisiana, UCLA and vs. Colorado... Also had a sack and a forced fumble against the Buffaloes... Carded 3 stops against UMass, Texas Tech and Texas A&M... Voted a player rep by his teammates... Earned All-Big 8 Conference honors playing for Santa Rosa JC... Married to the former Elizabeth Leigh Robbins.

CAREER STATS - DEFENSE

Year	G	UA-AT-TI	TFL-Yds	Sack	INT	PD	FF	FR
2008	12	37-21-58	7.5-9	1.0-1	0	2	2	2
2009	6	22-8-30	2.0-13	1.0-12	0	0	0	1
TOTAL	18	59-29-88	9.5-22	1.0-13	0	2	2	3

CAREER-HIGHS - Tackles: 12, at Colorado (10/18/08); Solos: 9, at Colorado (10/18/08); TFL: 2.0, at Texas A&M (10/11/08); Sacks: 1.0, twice.



56 ALEX HREBEC
LINEBACKER
5-11 • 238 • So.-1L

Physical linebacker who came on strong last season as a walk-on... Had a great game against Tennessee Tech, carding a K-State season high 10 stops, while tallying 3.0 TFLs... Topped double-digits in tackles for the 2nd-straight game against Iowa State, tying his career high with 11 tackles... Became the first Wildcat since 2006 to record back-to-back double-digit tackle games... Turned in 4 tackles at Texas Tech and another 4 stops and one pass break up vs. UMass... Saw action in all 12 games, while earning the start the final 6, last season... Finished 2nd on the team in tackles... Voted a player rep and team captain by his teammates for 2009.

CAREER STATS - DEFENSE

Year	G	UA-AT-TI	TFL-Yds	Sack	INT	PD	FF	FR
2008	12	30-38-68	4.0-31	2.5-24	1	3	1	0
2009	7	16-13-29	3.0-8	0.0-0	0	1	0	0
TOTAL	19	46-51-97	7.0-39	2.5-24	1	4	1	0

CAREER-HIGHS - Tackles: 11, twice; Solos: 6, twice; TFL: 3.0, vs. Tennessee Tech (9/26/09); Sacks: 1.5, vs. Iowa State (11/22/08); INT: 1, vs. Iowa State (11/22/08).



59 ZACH KENDALL
OFFENSIVE LINEMAN
6-3 • 297 • Jr.-1L

Physically gifted player with excellent work habits... A converted defensive lineman who has seen time at both center and guard on offense... Made his 13th-career start at left guard vs. Colorado... Started 5 games last season where he helped the offense average 422 yards per game.



64 NICK STRINGER
OFFENSIVE LINEMAN
6-6 • 285 • Sr.-3L

An athletic and strong lineman who possesses the talent to be a dominating offensive tackle... An All-Big 12 candidate... Made his 31st-career start and his 20th-consecutive start against Colorado... Voted a player rep and team captain by his teammates... Started the first 10 games of 2008 at right tackle before moving to the left side... Former high school tight end whose father was his high school coach and was an All-American lineman at Division II Pittsburg (Kan.) State... One of 4 redshirt seniors on the roster who were recruited by head coach Bill Snyder.



67 KENNETH MAYFIELD
OFFENSIVE LINEMAN
6-4 • 320 • Jr.-1L

A big, powerful offensive lineman who has started each of the last 6 games, beginning with his first career start at UCLA... Also saw time against Massachusetts and Louisiana.



70 ZACH HANSON
OFFENSIVE LINEMAN
6-8 • 320 • So.-RS

A backup offensive lineman who benefitted from a redshirt season in 2008... Has seen action in all 8 games this season... Was the third-tallest player (tied with 18 others) in the Football Bowl Subdivision (Division I-A) in 2008.



74 WADE WEIBERT
OFFENSIVE LINEMAN
6-4 • 290 • Jr.-RS

A junior-college transfer offensive lineman who redshirted 2008... Started the season at right guard against Massachusetts and at center the last 7 games... Helped lead Butler County CC to the 2007 NJCAA National Football Championship and a perfect 12-0 record... Named First Team All-Jayhawk Conference, All-Region VI and NJCAA All-American.



75 CLYDE AUFNER
OFFENSIVE LINEMAN
6-7 • 290 • So.-1L

Offensive tackle who is a strong pass blocker with a large wingspan... Has started each of the first 8 games after appearing in 3 contests during his redshirt freshman season... Blocked for current K-State QB Carson Coffman during the 2004 and 2005 seasons at Ray-Pec.



80 TRAVIS TANAHHILL
TIGHT END
6-4 • 240 • Fr.-HS

An athletic tight end who used the spring to develop after enrolling at semester... Has seen time in two-tight end sets in all 8 games this season... Made his first career reception against Tennessee Tech, a 16-yarder... Carded a career-long 21-yard reception against Texas A&M... Rated a three-star prospect by Scout and the 13th-best player in the state of Kansas as a senior.

UPDATED PLAYER PROFILES



81 **ATTRAIL SNIPES**
WIDE RECEIVER
6-1 • 180 • Sr.-1L

A fast wide receiver who exploded onto the scene this season after spending 2008 as a reserve... Has played in all 8 games, recording 7 starts... Carded 2 catches against Massachusetts for 52 yards and a pair of touchdowns... Backed that performance by hauling in 3 receptions for 78 yards, topping his previous career highs... Also grabbed one pass for 24 yards vs. Iowa State... Had a career day at Texas Tech, setting new career-highs in catches (7) and yards (82)... Caught 2 passes for 33 yards against Colorado... Appeared in 7 games in 2008, catching one pass for 37 yards.

CAREER STATS - RECEIVING

Year	G	Rec	Yds	Avg.	TD	Long
2008	7	1	37	37.0	0	37
2009	8	17	286	16.8	2	40
TOTAL	15	18	323	17.9	2	40

CAREER-HIGHS - Catches: 7, at Texas Tech (10/10/09); **Yards:** 82, at Texas Tech (10/10/09); **Long Catch:** 40, vs. UMass (9/5/09); **TD:** 2, vs. UMass (9/5/09).



83 **BRANDON BANKS**
WIDE RECEIVER
5-7 • 150 • Sr.-1L

An All-Big 12, All-America candidate and member of the Biletnikoff Watch List... Was one of the best receivers in the Big 12 during his junior campaign as he was selected as the Offensive Newcomer of the Year for the Big 12... Has been stellar again in 2009, but has increased his production on special teams... Set a Big 12 record and tied the NCAA Division I-A record with two kickoff returns for touchdowns against Tennessee Tech... Also had a 97-yard kickoff return for a score against Texas A&M, which gave him three this season and four in his career, breaking the school record in both categories... Also broke the Big 12 record for kickoff-return touchdowns in a season and tied the conference career record... His 4 KOR scores are tied for second among active FBS players... Is 2nd in the Big 12 and 12th nationally in all-purpose yardage (162.0/game)... Leads the Big 12 in kick return yards (758), kick return average (31.6) and kick return TDs (3)... Is 8th in the nation in kick return average and tied for 1st in kick return touchdowns... Current career kick return average of 29.9 yards is first in K-State history... Leads the team in receptions (33) and yards (368)... Tied for 10th at K-State in career receiving touchdowns, while he is 15th in school history in career receiving yardage... Tied with Darren Sproles for 2nd in school history in all-purpose yardage per game in a career (151.4)... Also 4th in a season at 162.0... Became the 11th player in school history to pass the 3,000-yard mark for career all-purpose yards... Had 303 all-purpose yardage against Tennessee Tech, the fifth most in school history, the most in the Big 12 and the 3rd most nationally this season... Caught 7 passes for 67 yards in the 2009 opener against UMass... Caught 3 passes for 90 yards, including a long of 64, against Tennessee Tech... Caught 4 passes for 66 yards, including a 54-yard touchdown against Iowa State... Also rushed twice for 31 yards and returned 3 kickoffs for 67 yards, giving him 164 all-purpose yards against the Cyclones... Caught 6 passes for 60 yards against Texas A&M... Selected to the All-Big 12 Honorable Mention team (PR/KR/WR) after ranking 19th in the nation and 5th in the Big 12 in receiving yards last season... Was also 15th nationally and 2nd in the Big 12 with a KOR average of 28.0 yards.

CAREER STATS - RECEIVING

Year	G	Rec	Yds	Avg.	TD	Long
2008	12	67	1049	15.7	9	77
2009	8	33	368	11.2	1	64
TOTAL	20	100	1417	14.2	10	77

CAREER-HIGHS - Catches: 9, twice; **Yards:** 153, at Louisville (9/17/09); **Long Catch:** 77, vs. Oklahoma (10/25/08); **Touchdowns:** 2, twice.

CAREER STATS - KICKOFF RETURNS

Year	G	Ret	Yds	Avg.	TD	Long
2008	12	18	498	27.7	1	98
2009	8	24	758	31.6	3	97
TOTAL	20	42	1256	29.9	4	98

CAREER-HIGHS - Returns: 8, at Texas Tech (10/10/09); **Yards:** 183, vs. Tennessee Tech (9/26/09); **TD:** 2, vs. Tennessee Tech (9/26/09); **Long Return:** 98, vs. Nebraska (11/15/08).



85 **JERON MASTRUD**
TIGHT END
6-6 • 253 • Sr.-3L

A versatile and athletic tight end who is on the watch list for the Mackey Award... Also a semifinalist for the Campbell Award... Has appeared in 44 of a possible 45 games in a Wildcat uniform and has started a team-best 22-straight games... Has caught at least one pass in each of the last 24 games, dating back to Nov. 3, 2007, vs. Iowa State, which is the 3rd-longest streak by a Wildcat since 1990 and the longest by a tight end... Became the 3rd tight end in school history with more than 1,000 career receiving yards after catching 3 passes for 44 yards vs. UMass, and moved into second place among tight ends against Texas A&M... Ranks 10th in school history, but first among tight ends, with 102 career receptions, needing just 4 catches to tie for 9th... Had 3 catches for 35 yards and a TD at Louisiana and 3 catches for 26 yards against Tennessee Tech... Needs 173 yards to become the all-time receiving yardage leader by a TE in school history... Voted a player rep and team captain by teammates... Played QB, TE and DE for his father in high school.

CAREER STATS - RECEIVING

Year	G	Rec	Yds	Avg.	TD	Long
2006	12	17	235	13.8	0	66
2007	12	30	316	10.5	0	29
2008	12	38	435	11.4	2	52
2009	8	17	207	12.2	1	45
TOTAL	44	102	1193	11.7	3	66

CAREER-HIGHS - Catches: 5, seven times; **Yards:** 103, at Kansas (11/18/06); **Long:** 66, at Kansas (11/18/06); **Touchdowns:** 1, three times.



90 **ERIC CHILDS**
DEFENSIVE END
6-3 • 250 • Sr.-3L

Speed rusher who has played in all of K-State's 45 games over the past 3-plus seasons, but had a defensive-best 10-game starting streak snapped at Louisiana... Made one tackle against UMass and Texas A&M... Voted a player rep by his teammates... One of 4 redshirt seniors on the roster who were recruited by head coach Bill Snyder.

CAREER STATS - DEFENSE

Year	G	UA-AT-TI	TFL-Yds	Sack	INT	PD	FF	FR
2006	13	10-7-17	3.0-15	2.0-14	0	0	0	1
2007	12	21-15-36	4.0-10	1.0-3	0	0	2	0
2008	12	27-25-52	6.5-19	2.5-6	0	2	1	0
2009	8	1-1-2	0.5-2	0.5-2	0	0	0	0
TOTAL	45	59-48-107	14.0-46	6.0-25	0	2	3	1

CAREER-HIGHS - Tackles: 12, at Missouri (11/8/08); **Solos:** 4, three times; **TFL:** 2.5, vs. Nebraska (11/15/08); **Sacks:** 1.5, at Texas A&M (10/11/08).



91 **BRANDON HAROLD**
DEFENSIVE END
6-6 • 264 • So.-1L

A freshman All-American in 2008 who will look to anchor the Wildcats' defensive front... Made his first appearance of the season at Texas Tech after battling an injury during the first five games... Made one tackle, which went for a one-yard loss, against the Red Raiders... Appeared in all 12 games as a true freshman, making 10 starts... Earned freshman All-American honors from The Sporting News, the FWA, Phil Steele and College Football News... Also an honorable mention All-Big 12 performer.

CAREER STATS - DEFENSE

Year	G	UA-AT-TI	TFL-Yds	Sack	INT	PD	FF	FR
2008	12	24-21-45	10.5-41	3.0-21	0	1	2	0
2009	1	1-0-1	1.0-1	0.0-0	0	0	0	0
TOTAL	13	25-21-46	11.5-42	3.0-21	0	1	2	0

CAREER-HIGHS - Tackles: 7, vs. Louisiana (9/27/08); **Solos:** 5, at Colorado (10/18/08); **TFL:** 3.0, twice; **Sacks:** 2.0, vs. Louisiana (9/27/08).



94 **RAPHAEL GUIDRY**
DEFENSIVE TACKLE
6-4 • 274 • So.-1L

An explosive defensive lineman who has started 7 of 8 games this season... Had a career-best 6 tackles in his first career start against UMass... Had a 4-tackle effort at UCLA, while carding his first career TFL... Carded 3 stops vs. Iowa State and 2 tackles at Texas Tech.

CAREER STATS - DEFENSE

Year	G	UA-AT-TI	TFL-Yds	Sack	INT	PD	FF	FR
2008	9	4-8-12	0.0-0	0.0-0	0	0	0	0
2009	8	9-8-17	1.5-9	0.5-7	0	0	0	1
TOTAL	17	13-16-29	1.5-9	0.5-7	0	0	0	1

CAREER-HIGHS - Tackles: 6, vs. UMass (9/5/09); **Solos:** 4, at UCLA (9/19/09); **TFL:** 1.0, at UCLA (9/19/09); **Sack:** 0.5, vs. Tennessee Tech (9/26/09).



95 **JEFFREY FITZGERALD**
DEFENSIVE TACKLE
6-4 • 280 • Sr.-TR

A very strong and physical defensive lineman who has been nearly unstoppable the past 2 games... Had his best game in a Wildcat uniform against Texas A&M as he had 5 tackles, including 2.5 sacks for a total loss of 30 yards, while forcing one fumble and recovering another... His 2.5 were a career-best, topping a 2-sack performance vs. East Carolina in 2006... Carded another 1.5 sacks against Colorado... Made 3 tackles against both UMass and Louisiana... Also added a 9-yard sack against UMass and 0.5 TFLs at UL... Recorded one TFL, a pass defended, a forced fumble and a fumble recovery at UCLA... Tallied a K-State career-high 7 tackles with a TFL vs. Iowa State... Made 3 stops, including one sack for 8 yards, and returned a 17-yard interception for a touchdown at Texas Tech... Starred at Virginia before transferring last season... A unanimous freshman All-American at Virginia in 2006, earning the nod from the Football Writers Association of America, *The Sporting News* and *Rivals*... Also named to the ACC All-Freshman team by *The Sporting News*.

CAREER STATS - DEFENSE

Year	G	UA-AT-TI	TFL-Yds	Sack	INT	PD	FF	FR
2006*	12	39-25-64	11.0-50	5.5-38	2	5	1	2
2007*	13	33-40-73	11.5-39	7.0-31	2	6	2	1
2009	8	14-11-25	8.5-57	6.0-53	1	3	2	2
TOTAL	33	86-76-162	31.0-146	18.5-122	5	14	5	5

CAREER-HIGHS - Tackles: 11, vs. Wake Forest (11/3/07)*; **Solos:** 6, twice*; **TFL:** 3.0, twice*; **Sacks:** 2.5, vs. Texas A&M (10/17/09); * at Virginia.



99 **DANIEL CALVIN**
DEFENSIVE TACKLE
6-3 • 310 • Sr.-1L

A big and physical force up front on the Wildcat defensive line... Is looking for a breakout senior season as he continued to develop over the spring and summer... Earned his 12th-career start and his 7th-straight start vs. Colorado... Carded his first-career sack against Texas A&M... Doubled his previous career-high with 6 tackles against Iowa State... Had 3 stops - including his first career tackle for loss - against Tennessee Tech... Also started at Louisiana where he tallied 3 solo stops... Played at Bakersfield College with current Wildcats Attrail Snipes and Brandon Banks.

CAREER STATS - DEFENSE

Year	G	UA-AT-TI	TFL-Yds	Sack	INT	PD	FF	FR
2008	12	9-5-14	0.0-0	0.0-0	0	0	0	0
2009	8	10-8-18	3.0-15	1.0-9	0	0	0	0
TOTAL	20	19-13-32	3.0-15	1.0-9	0	0	0	0

CAREER-HIGHS - Tackles: 6, vs. Iowa State (10/3/09); **Solos:** 3, at Louisiana (9/12/09); **TFL:** 1.0, three times; **Sacks:** 1.0, vs. Texas A&M (10/17/09).

ALPHABETICAL ROSTER

NO	NAME	POS
97	Chidubamu Abana	DT
42	Corey Adams	LS
75	Clyde Aufner	OL
17	Cole Bachamp	WR
83	Brandon Banks	WR
15	Luis Barroeta	P
66	Eric Benoit	OL
44	Josh Berard	LB
47	Sean Bighems	LB
14	Cole Blair	DB
98	Kyle Brown	DE
7	Lamark Brown	WR
46	Prizell Brown	DE
58	Clarence Bumpas	LB
21	Troy Butler	DB
99	Daniel Calvin	DT
18	Anthony Cantele	PK
5	Chris Carney	DB
19	Josh Cherry	K
26	Brett Childers	DB
90	Eric Childs	DE
26	Jarell Childs	RB
36	Luke Clements	DB
14	Carson Coffman	QB
68	William Cooper	OL
93	Gabriel Crews	DT
21	Frank Delarue	RB
9	Ryan Doerr	P
28	Logan Dold	DB
71	Ethan Douglas	OL
72	Kaleb Drinkgern	OL
40	Antonio Felder	DE
22	Thomas Ferguson	DB
32	Roman Fields	LB
95	Jeffrey Fitzgerald	DT
27	Tim Flanders	RB
28	Josh Ford	RB
77	Colten Freeze	OL
12	James French	PK
10	D.J. Fulhage	P
47	Gabe Gantz	TE
27	David Garrett	DB
19	Devin Gfeller	WR
6	Grant Gregory	QB
94	Raphael Guidry	DT
49	Lucas Hamm	FB
30	Jay Hanley	FB
70	Zach Hanson	OL
91	Brandon Harold	DE
4	Chris Harper	QB
8	Stephen Harrison	DB
34	Jase Hartenbower	DB
2	Tysyn Hartman	DB
3	Bobby Hauver	WR
63	Marcus Heit	LS
20	Courtney Herndon	DB
59	Brian Hertzog	LB
82	Adrian Hilburn	WR
39	John Houlik	LB
56	Alex Hrebec	LB
33	John Hubert	RB
65	Aaron Jackson	OL
10	Darius Johnson	WR

2009 KANSAS STATE ROSTERS

NO	NAME	POS	HT	WT	YR-EX	HOMETOWN (LAST SCHOOL)
2	# Tysyn Hartman	DB	6-3	207	So.-1L	Wichita, Kan. (Kapaun Mt. Carmel)
2	# Stephen Johnson	WR	5-9	140	Fr.-HS	Fresno, Calif. (Buchanan)
3	# Bobby Hauver	WR	6-3	185	Fr.-RS	Lansing, Kan. (Lansing)
3	# Billy McClellan	DB	5-8	170	Sr.-1L	Torrance, Calif. (Harbor CC)
4	# Chris Harper	QB	6-3	230	So.-TR	Wichita, Kan. (Oregon)
4	# Joshua Moore	DB	5-11	184	Jr.-2L	Pompano Beach, Fla. (Blanche Ely)
5	# Chris Carney	DB	6-1	190	Sr.-3L	Denver, Colo. (Mullen)
5	# Brodrick Smith	WR	6-3	205	So.-TR	Garden City, Kan. (Minnesota)
6	# Grant Gregory	QB	6-1	210	Sr.-TR	Athens, Ohio (South Florida)
6	# Brandon Klimek	PK	5-11	168	Fr.-RS	Manhattan, Kan. (Manhattan)
7	Lamark Brown	WR	6-3	225	Jr.-2L	Hazelwood, Mo. (Hazelwood West)
8	# Stephen Harrison	DB	5-11	181	Jr.-SQ	Dallas, Texas (Plano West)
8	# Daniel Thomas	RB	6-2	227	Jr.-TR	Hilliard, Fla. (NW Mississippi CC)
9	# Ryan Doerr	P	6-3	185	Fr.-TR	Katy, Texas (South Carolina)
9	# Ryan Manes	QB	6-4	185	Fr.-HS	Ellsworth, Kan. (Ellsworth)
10	# D.J. Fulhage	P	5-9	180	Jr.-1L	Beloit, Kan. (Beloit)
10	# Darius Johnson	WR	6-5	198	Fr.-HS	Miami Gardens, Fla. (Miami Carol City)
12	# James French	PK	5-10	170	Fr.-HS	China Springs, Texas (China Springs)
12	# Collin Klein	QB/WR	6-5	231	Fr.-RS	Loveland, Colo. (Loveland)
13	# Samuel Lamur	QB	6-4	215	Jr.-TR	West Palm Beach, Fla. (Joliet JC)
13	# Adrian Styker	DB	6-1	206	Sr.-1L	Waterville, Kan. (Valley Heights)
14	# Cole Blair	DB	6-1	195	Fr.-HS	Andover, Kan. (Central)
14	# Carson Coffman	QB	6-3	212	Jr.-2L	Peculiar, Mo. (Raymore-Peculiar)
15	# Luis Barroeta	P	5-11	174	Fr.-HS	Overland Park, Kan. (Shawnee Mission South)
15	# Darius Thomas	DB	6-0	180	Fr.-HS	Dallas, Texas (Cedar Hill)
16	Joseph Kassanavoid	DE	6-5	239	Fr.-RS	Lawson, Mo. (Lawson)
17	# Cole Bachamp	WR	6-0	175	So.-RS	Manhattan, Kan. (Butler County CC)
17	# George Pierson	P	6-0	201	Sr.-1L	Arlington, Va. (Tyler JC)
18	# Anthony Cantele	PK	5-11	175	Fr.-HS	Wichita, Kan. (Kapaun Mt. Carmel)
18	# Andre McDonald	TE	6-8	250	Fr.-HS	Choctaw, Okla. (Choctaw)
19	# Josh Cherry	PK	6-1	183	Jr.-2L	McCook, Neb. (McCook)
19	# Devin Gfeller	WR	5-7	175	Fr.-HS	Lindsborg, Kan. (Smoky Valley)
20	Courtney Herndon	DB	6-0	211	Sr.-3L	Dallas, Texas (Lincoln)
21	# Troy Butler	DB	6-1	200	Jr.-TR	Waldorf, Md. (Antelope Valley CC)
21	# Frank Delarue	RB	5-8	200	So.-1L	Wichita, Kan. (Kapaun Mt. Carmel)
22	Thomas Ferguson	DB	6-1	205	Fr.-HS	Grand Prairie, Texas (South)
23	# Emmanuel Lamur	DB	6-4	214	So.-TR	West Palm Beach, Fla. (Independence CC)
23	# Dustin Miner	WR	6-1	180	Fr.-HS	Wamego, Kan. (Rock Creek)
24	Dahmaz Tigner	DB	6-2	223	Jr.-2L	Pompano Beach, Fla. (Ely)
25	Keithen Valentine	RB	5-8	193	Sr.-1L	Baton Rouge, La. (Mississippi Delta CC)
26	# Brett Childers	DB	6-1	192	Sr.-SQ	Olathe, Kan. (Johnson County CC)
26	# Jarell Childs	RB	6-1	220	Fr.-RS	Kansas City, Mo. (Oak Park)
27	# Tim Flanders	RB	5-9	208	Fr.-HS	Midwest City, Okla. (Midwest City)
27	# David Garrett	DB	5-9	185	So.-TR	Cleveland, Ohio (Fort Scott CC)
28	# Logan Dold	DB	6-0	207	So.-1L	Garden Plain, Kan. (Garden Plain)
28	# Josh Ford	RB	5-9	187	Fr.-HS	Denver, Colo. (Mullen)
29	# Otis Johnson	DB	5-10	175	Sr.-3L	Houston, Texas (Eisenhower)
29	# Cameronn Morrison	WR	5-11	190	Sr.-SQ	Sherman, Texas (Sherman)
30	# Jay Hanley	FB	6-1	235	Fr.-RS	Steamboat Springs, Colo. (Steamboat Springs)
30	# Drew Mueller	DB	5-8	170	Fr.-HS	Iola, Kan. (Iola)
31	# Torell Miller	DB	6-3	205	Fr.-HS	New Orleans, La. (O. Perry Walker)
31	# Adam Repass-Orduna	WR	5-7	170	Fr.-HS	Overland Park, Kan. (Blue Valley Northwest)
32	Roman Fields	LB	5-10	197	Fr.-RS	Kansas City, Kan. (Christ Prep Academy)
33	John Hubert	RB	5-9	190	Fr.-HS	Waco, Texas (Midway)
34	Jase Hartenbower	DB	6-0	183	So.-SQ	Riley, Kan. (Riley County)
35	Ian Peters	DB	6-0	177	Fr.-HS	Scandia, Kan. (Pike Valley)
36	Luke Clements	DB	6-3	190	Fr.-HS	Andover, Kan. (Central)
37	# Terrance Sweeney	DB	5-10	175	Jr.-TR	Houston, Texas (Blinn College)
37	# Braden Wilson	FB/TE	6-4	245	Fr.-HS	Smith Center, Kan. (Smith Center)
38	Jack Reed	LB	6-1	227	Sr.-1L	Gloucester, Mass. (Gloucester)
39	John Houlik	LB	5-11	219	Sr.-3L	Wichita, Kan. (Collegiate)

NO	NAME	POS	HT	WT	YR-EX	HOMETOWN (LAST SCHOOL)
40	# Antonio Felder	DE	6-2	253	Jr.-1L	Warner Robins, Ga. (Butler County CC)
40	# Rodney Kenner	RB	5-10	208	So.-SQ	Olathe, Kan. (Northwest)
41	# William Powell	RB	5-11	200	Jr.-TR	Duncanville, Texas (Navarro College)
41	# Charles Melton	DB	6-0	200	Fr.-HS	Manhattan, Kan. (Manhattan)
42	Corey Adams	LS	6-4	242	Jr.-2L	Monument, Colo. (Lewis-Palmer)
43	# Marc St. Felix	DB	6-0	205	Jr.-SQ	Miami, Fla. (Edison)
43	# Jeremy Sutton	TE	6-5	250	Jr.-TR	Welda, Kan. (Fort Scott CC)
44	Josh Berard	LB	6-2	220	Jr.-RS	Redondo Beach, Calif. (El Camino CC)
45	Kevin Rohleder	LB	6-0	217	Jr.-2L	Wichita, Kan. (Bishop Carroll)
46	# Prizell Brown	DE	6-4	265	Jr.-TR	Austin, Texas (Blinn College)
46	# Ben Kall	FB	5-11	222	Fr.-RS	Rochester, Minn. (John Marshall)
47	# Sean Bighems	LB	6-0	200	Jr.-TR	Leavenworth, Kan. (Fort Scott CC)
47	# Gabe Gantz	TE	6-6	252	Jr.-1L	Perry, Kan. (Perry-Lecompton)
48	# Jarett Wright	LB	6-1	225	Jr.-TR	Newton, Kan. (Butler County CC)
49	# Lucas Hamm	FB/TE	6-2	240	Jr.-TR	Hillsboro, Kan. (Butler County CC)
49	# Aaron King	LB	6-0	200	So.-SQ	Holton, Kan. (Holton)
50	Hansen Sekona	LB	6-0	230	Sr.-1L	San Mateo, Calif. (College of San Mateo)
51	Ulla Pomele	LB	6-1	228	Sr.-1L	Santa Rosa, Calif. (Santa Rosa JC)
52	Taylor Kuhlman	LB	6-1	192	Fr.-HS	Kensington, Kan. (Thunder Ridge)
53	Blake Slaughter	LB	6-0	219	Fr.-HS	Missouri City, Texas (Elkins)
54	Trevor Viers	OL	6-5	284	Jr.-1L	Windom, Kan. (Little River)
55	Kadero Terrell	DE/LB	6-2	235	So.-TR	Eustis, Fla. (Garden City CC)
56	Alex Hrebec	LB	5-11	238	So.-1L	St. Louis, Mo. (Oakville)
57	Grant Valentine	DE	6-3	240	Jr.-TR	Burbank, Calif. (Glendale CC)
58	Clarence Bumpas	LB	6-2	218	Fr.-HS	Colorado Springs, Colo. (Sierra)
59	# Brian Hertzog	LB	5-11	211	So.-1L	Lee's Summit, Mo. (West)
59	# Zach Kendall	OL	6-3	297	Jr.-1L	Peculiar, Mo. (Harrisonville)
60	Dustin Sobieraj	DT	6-3	255	So.-SQ	Billings, Mont. (Skyview)
62	Logan Wiltfong	OL	6-5	263	Fr.-HS	North Kansas City, Mo. (Winnetonka)
63	Marcus Heit	LS	6-4	218	Fr.-HS	Derby, Kan. (Derby)
64	Nick Stringer	OL	6-6	285	Sr.-3L	Topeka, Kan. (Hayden)
65	Aaron Jackson	OL	6-2	310	Fr.-RS	Houston, Texas (Strake Jesuit)
66	Eric Benoit	OL	6-4	294	Sr.-1L	Church Point, La. (Compton CC)
67	Kenneth Mayfield	OL	6-4	320	Jr.-1L	Randallstown, Md. (Randallstown)
68	William Cooper	OL	6-5	265	Fr.-HS	Hayti, Mo. (Hayti)
69	Nick Ward	OL	6-1	280	So.-SQ	Andale, Kan. (Andale)
70	Zach Hanson	OL	6-8	320	So.-RS	Sacramento, Calif. (Sacramento CC)
71	Ethan Douglas	OL	6-6	295	Fr.-RS	Basehor, Kan. (Basehor Linwood)
72	Kaleb Drinkgern	OL	6-7	270	So.-1L	Breman, Kan. (Marysville)
73	Will Lawson	OL	6-8	290	Fr.-HS	Belleville, Ill. (Althoff)
74	Wade Weibert	OL	6-4	290	Jr.-RS	Hillsboro, Kan. (Butler County CC)
75	Clyde Aufner	OL	6-7	290	So.-1L	Raymore, Mo. (Raymore-Peculiar)
76	Brock Unruh	OL	6-6	290	Sr.-3L	Corpus Christi, Texas (Calallen)
77	Colten Freeze	OL	6-5	290	So.-1L	Liberty, Mo. (Liberty)
78	Cornelius Lucas	OL	6-8	306	Fr.-HS	New Orleans, La. (Edna Karr)
79	Keenan Taylor	OL	6-5	275	Fr.-HS	Tulsa, Okla. (Booker T. Washington)
80	Travis Tannahill	TE	6-4	240	Fr.-HS	Olathe, Kan. (East)
81	Attrail Snipes	WR	6-1	180	Sr.-1L	Seattle-Rainier Beach, Wash. (Bakersfield College)
82	Adrian Hilburn	WR	6-1	195	Jr.-RS	New Braunfels, Texas (San Francisco CC)
83	Brandon Banks	WR	5-7	150	Sr.-1L	Garner, N.C. (Bakersfield College)
84	Matt Wykes	WR	6-2	209	Sr.-SQ	Conway Springs, Kan. (Butler County CC)
85	Jeron Mastrud	TE	6-6	253	Sr.-3L	Beaverton, Ore. (Southridge)
86	Tramaine Thompson	WR	5-8	165	Fr.-HS	Jenks, Okla. (Jenks)
87	Sheldon Smith	WR	5-11	180	Jr.-TR	Culver City, Calif. (Cerritos)
88	Brice Vignery	WR	6-0	195	Sr.-SQ	Concordia, Kan. (Butler County CC)
89	Aubrey Quarles	WR	5-11	195	Sr.-1L	Aurora, Colo. (Santa Rosa JC)
90	Eric Childs	DE	6-3	250	Sr.-3L	Arlington, Texas (MacArthur)
91	Brandon Harold	DE	6-6	264	So.-1L	East St. Louis, Ill. (East St. Louis)
92	Josh Sutton	DE	6-5	275	Jr.-TR	Welda, Kan. (Fort Scott CC)
93	Gabriel Crews	DT	6-1	310	Jr.-2L	Jonesboro, Ga. (Lovejoy)
94	Raphael Guidry	DT	6-4	274	So.-1L	Texas City, Texas (La Marque)
95	Jeffrey Fitzgerald	DT	6-4	280	Sr.-TR	Richmond, Va. (Virginia)
96	Payton Kirk	DE	6-6	255	So.-1L	Liberty, Mo. (Liberty)
97	Chidubamu Abana	DT	6-4	295	Sr.-1L	Virginia Beach, Va. (Santa Monica CC)
98	Kyle Brown	DE	6-2	240	Fr.-HS	Overland Park, Kan. (St. Thomas Aquinas)
99	Daniel Calvin	DT	6-3	310	Sr.-1L	Bakersfield, Calif. (Bakersfield College)

NO	NAME	POS
29	Otis Johnson	DB
2	Stephen Johnson	WR
46	Ben Kall	FB
16	Joseph Kassanavoid	DE
59	Zach Kendall	OL
40	Rodney Kenner	RB
49	Aaron King	LB
96	Payton Kirk	DE
12	Collin Klein	QB/WR
6	Brandon Klimek	PK
52	Taylor Kuhlman	LB
23	Emmanuel Lamur	DB
13	Samuel Lamur	QB
73	Will Lawson	OL
78	Cornelius Lucas	OL
9	Ryan Manes	QB
85	Jeron Mastrud	TE
67	Kenneth Mayfield	OL
3	Billy McClellan	DB
18	Andre McDonald	TE
41	Charles Melton	DB
31	Torell Miller	DB
23	Dustin Miner	WR
4	Joshua Moore	DB
29	Cameronn Morrison	WR
30	Drew Mueller	DB
35	Ian Peters	DB
17	George Pierson	P
51	Ulla Pomele	LB
41	William Powell	RB
89	Aubrey Quarles	WR
38	Jack Reed	LB
31	Adam Repass-Orduna	WR
45	Kevin Rohleder	LB
50	Hansen Sekona	LB
53	Blake Slaughter	LB
5	Brodrick Smith	WR
87	Sheldon Smith	WR
81	Attrail Snipes	WR
60	Dustin Sobieraj	DT
43	Marc St. Felix	DB
64	Nick Stringer	OL
13	Adrian Stryker	DB
43	Jeremy Sutton	TE
92	Josh Sutton	DE
37	Terrance Sweeney	DB
80	Travis Tannahill	TE
79	Keenan Taylor	OL
55	Kadero Terrell	DE/LB
8	Daniel Thomas	RB
15	Darious Thomas	DB
86	Tramaine Thompson	WR
24	Dahrnaz Tigner	DB
76	Brock Unruh	OL
57	Grant Valentine	DE
25	Keithen Valentine	RB
54	Trevor Viers	OL
88	Brice Vignery	WR
69	Nick Ward	OL
74	Wade Weibert	OL
37	Braden Wilson	FB/TE
62	Logan Wiltfong	OL
48	Jarett Wright	LB
84	Matt Wykes	WR

2009 STATISTICS

OVERALL: 5-3 (HOME: 4-0, ROAD: 0-3, NEUTRAL: 1-0) | BIG 12 CONFERENCE: 3-1 (HOME: 2-0, ROAD: 0-1, NEUTRAL: 1-0)

RESULTS 5-3 [3-1, BIG 12 NORTH]

DATE	OPPONENT	RESULT	SCORE	TV	ATTEND
Sept. 5	MASSACHUSETTS	W	21-17	None	50,750
Sept. 12	at Louisiana	L	15-17	ESPN360	16,431
Sept. 19	at UCLA	L	9-23	FSN	67,311
Sept. 26	TENNESSEE TECH	W	49-7		48,094
Oct. 2	vs. Iowa State *	W	24-23	FCS	40,851
Oct. 10	at Texas Tech *	L	14-66	FSN	47,382
Oct. 17	TEXAS A&M *	W	62-14	FCS	44,934
Oct. 24	COLORADO *	W	20-6	FCS	42,019
Oct. 31	at #22 Oklahoma *			FSN	
Nov. 7	KANSAS *				
Nov. 14	MISSOURI *				
Nov. 21	at Nebraska *				

* Big 12 Conference Game

TEAM STATISTICS

	KANSAS STATE	OPPONENTS
SCORING	214	173
Points Per Game	26.8	21.6
FIRST DOWNS	146	141
Rushing	84	49
Passing	46	80
Penalty	16	12
RUSHING YARDAGE	1492	805
Yards gained rushing	1738	1008
Yards lost rushing	246	203
Rushing Attempts	355	235
Average Per Rush	4.2	3.4
Average Per Game	186.5	100.6
TDs Rushing	18	5
PASSING YARDAGE	1360	1815
Comp-Att-Int	115-187-5	145-271-11
Average Per Pass	7.3	6.7
Average Per Catch	11.8	12.5
Average Per Game	170.0	226.9
TDs Passing	6	16
TOTAL OFFENSE	2852	2620
Total Plays	542	506
Average Per Play	5.3	5.2
Average Per Game	356.5	327.5
KICK RETURNS: #-Yards	32-907	35-675
PUNT RETURNS: #-Yards	21-226	10-48
INT RETURNS: #-Yards	11-58	5-58
KICK RETURN AVERAGE	28.3	19.3
PUNT RETURN AVERAGE	10.8	4.8
FUMBLES-LOST	17-7	13-10
PENALTIES-Yards	61-534	50-489
Average Per Game	66.8	61.1
PUNTS-Yards	42-1576	48-1932
Average Per Punt	37.5	40.2
Net punt average	34.0	35.1
TIME OF POSSESSION/Game	34:38	25:22
3RD-DOWN Conversions	36/109	36/103
3rd-Down Pct	33%	35%
4TH-DOWN Conversions	8/14	4/7
4th-Down Pct	57%	57%
SACKS BY-Yards	16-136	17-143
TOUCHDOWNS SCORED	28	22
FIELD GOALS-ATTEMPTS	6-11	7-8
RED-ZONE SCORES	(26-33) 79%	(16-19) 84%
RED-ZONE TOUCHDOWNS	(22-33) 67%	(12-19) 63%
PAT-ATTEMPTS	(26-27) 96%	(20-22) 91%
ATTENDANCE	185797	131124
Games/Avg Per Game	4/46449	3/43708
Neutral Site Games		1/40851

SCORE BY QUARTERS	1ST	2ND	3RD	4TH	TOTAL
Kansas State	46	69	55	44	214
Opponents	37	54	42	40	173

RUSHING

PLAYER	GP	ATT.	GAIN	LOSS	NET	AVG.	TD	LONG	YPG
Thomas, Daniel	8	165	835	21	814	4.9	9	35	101.8
Valentine, K.	8	46	351	4	347	7.5	4	61	43.4
Gregory, Grant	7	56	230	73	157	2.8	3	16	22.4
Childs, Jarell	8	13	81	2	79	6.1	0	14	9.9
Coffman, Carson	6	54	183	119	64	1.2	2	20	10.7
Banks, Brandon	8	6	49	0	49	8.2	0	20	6.1
Wilson, Braden	8	3	8	0	8	2.7	0	5	1.0
Hilburn, Adrian	3	1	1	0	1	1.0	0	1	0.3
Doerr, Ryan	8	1	0	3	-3	-3.0	0	0	-0.4
Klein, Collin	8	1	0	8	-8	-8.0	0	0	-1.0
Team	7	9	0	16	-16	-1.8	0	0	-2.3
Total.....	8	355	1738	246	1492	4.2	18	61	186.5
Opponents.....	8	235	1008	203	805	3.4	5	37	100.6

PASSING

PLAYER	G	EFFIC.	CMP-ATT-INT	PCT.	YARDS	TD	LG	AVG/G
Coffman, Carson	6	121.23	71-117-4	60.7	860	2	64	143.3
Gregory, Grant	7	134.04	42-68-1	61.8	491	3	54	70.1
Thomas, Daniel	8	302.80	2-2-0	100.0	9	1	6	1.1
Total.....	8	127.83	115-187-5	61.5	1360	6	64	170.0
Opponents.....	8	121.13	145-271-11	53.5	1815	16	72	226.9

RECEIVING

PLAYER	G	NO	YDS	AVG	TD	LONG	AVG/G
Banks, Brandon	8	33	368	11.2	1	64	46.0
Thomas, Daniel	8	19	205	10.8	0	52	25.6
Snipes, Attrail	8	17	286	16.8	2	40	35.8
Mastrud, Jeron	8	17	207	12.2	1	45	25.9
Brown, Lamark	8	10	128	12.8	1	40	16.0
Klein, Collin	8	5	33	6.6	1	16	4.1
Wilson, Braden	8	4	33	8.2	0	18	4.1
Vignery, Brice	8	3	27	9.0	0	13	3.4
Smith, Sheldon	4	3	27	9.0	0	18	6.8
Tannahill, T.	8	2	37	18.5	0	21	4.6
Valentine, K.	8	1	7	7.0	0	7	0.9
Bachamp, Cole	7	1	2	2.0	0	2	0.3
Total.....	8	115	1360	11.8	6	64	170.0
Opponents.....	8	145	1815	12.5	16	72	226.9

TOTAL OFFENSE

PLAYER	G	PLAYS	RUSH	PASS	TOTAL	AVG/G
Coffman, Carson	6	171	64	860	924	154.0
Thomas, Daniel	8	167	814	9	823	102.9
Gregory, Grant	7	124	157	491	648	92.6
Valentine, K.	8	46	347	0	347	43.4
Childs, Jarell	8	13	79	0	79	9.9
Banks, Brandon	8	6	49	0	49	6.1
Wilson, Braden	8	3	8	0	8	1.0
Hilburn, Adrian	3	1	1	0	1	0.3
Doerr, Ryan	8	1	-3	0	-3	-0.4
Klein, Collin	8	1	-8	0	-8	-1.0
Team	7	9	-16	0	-16	-2.3
Total.....	8	542	1492	1360	2852	356.5
Opponents.....	8	506	805	1815	2620	327.5

2009 STATISTICS

OVERALL: 5-3 (HOME: 4-0, ROAD: 0-3, NEUTRAL: 1-0) | BIG 12 CONFERENCE: 3-1 (HOME: 2-0, ROAD: 0-1, NEUTRAL: 1-0)

SCORING

PLAYER	TD	FGS	PATs					SAF	PTS
			KICK	RUSH	RCV	PASS	DXP		
Thomas, Daniel	9	0-0	0-0	0-0	0	0-0	0	0	54
Cherry, Josh	0	5-10	24-25	0-0	0	0-0	0	0	39
Valentine, K.	4	0-0	0-0	0-0	0	0-0	0	0	24
Banks, Brandon	4	0-0	0-0	0-0	0	0-0	0	0	24
Gregory, Grant	3	0-0	0-0	0-0	0	0-0	0	0	18
Snipes, Attrail	2	0-0	0-0	0-0	0	0-0	0	0	12
Coffman, Carson	2	0-0	0-0	0-0	0	0-0	0	0	12
Fitzgerald, Jeff	1	0-0	0-0	0-0	0	0-0	0	0	6
Klein, Collin	1	0-0	0-0	0-0	0	0-0	0	0	6
Brown, Lamark	1	0-0	0-0	0-0	0	0-0	0	0	6
Mastrud, Jeron	1	0-0	0-0	0-0	0	0-0	0	0	6
Klimek, Brandon	0	1-1	2-2	0-0	0	0-0	0	0	5
Team	0	0-0	0-0	0-0	0	0-0	0	1	2
Doerr, Ryan	0	0-0	0-0	0-0	0	0-1	0	0	0
Total.....	28	6-11	26-27	0-0	0	0-1	0	1	214
Opponents.....	22	7-8	20-22	0-0	0	0-0	0	0	173

PUNT RETURNS

PLAYER	NO	YDS	AVG	TD	LONG
Banks, Brandon	13	121	9.3	0	26
Hartman, Tysyn	8	105	13.1	0	24
Total.....	21	226	10.8	0	26
Opponents.....	10	48	4.8	1	26

KICKOFF RETURNS

PLAYER	NO	YDS	AVG	TD	LONG
Banks, Brandon	24	758	31.6	3	97
Valentine, K.	5	110	22.0	0	30
Sekona, Hansen	2	14	7.0	0	8
Thomas, Daniel	1	25	25.0	0	25
Total.....	32	907	28.3	3	97
Opponents.....	35	675	19.3	0	35

INTERCEPTIONS

PLAYER	NO	YDS	AVG	TD	LONG
Hartman, Tysyn	4	12	3.0	0	12
Moore, Joshua	2	22	11.0	0	22
Lamur, Emmanuel	2	0	0.0	0	0
Houlik, John	1	7	7.0	0	7
Miller, Torell	1	0	0.0	0	0
Fitzgerald, Jeff	1	17	17.0	1	17
Total.....	11	58	5.3	1	22
Opponents.....	5	58	11.6	0	45

FUMBLE RETURNS

PLAYER	NO	YDS	AVG	TD	LONG
Total.....	0	0	0.0	0	0
Opponents.....	1	8	8.0	0	8

ALL-PURPOSE YARDAGE

PLAYER	G	RUSH	REC	PR	KOR	IR	TOT	AVG/G
Banks, Brandon	8	49	368	121	758	0	1296	162.0
Thomas, Daniel	8	814	205	0	25	0	1044	130.5
Valentine, K.	8	347	7	0	110	0	464	58.0
Snipes, Attrail	8	0	286	0	0	0	286	35.8
Mastrud, Jeron	8	0	207	0	0	0	207	25.9
Gregory, Grant	7	157	0	0	0	0	157	22.4
Brown, Lamark	8	0	128	0	0	0	128	16.0
Hartman, Tysyn	8	0	0	105	0	12	117	14.6
Childs, Jarell	8	79	0	0	0	0	79	9.9
Coffman, Carson	6	64	0	0	0	0	64	10.7
Wilson, Braden	8	8	33	0	0	0	41	5.1
Tannahill, T.	8	0	37	0	0	0	37	4.6
Vignery, Brice	8	0	27	0	0	0	27	3.4
Smith, Sheldon	4	0	27	0	0	0	27	6.8
Klein, Collin	8	-8	33	0	0	0	25	3.1
Moore, Joshua	8	0	0	0	0	22	22	2.8
Fitzgerald, Jeff	8	0	0	0	0	17	17	2.1
Sekona, Hansen	8	0	0	0	14	0	14	1.8
Houlik, John	8	0	0	0	0	7	7	0.9
Bachamp, Cole	7	0	2	0	0	0	2	0.3
Hilburn, Adrian	3	1	0	0	0	0	1	0.3
Doerr, Ryan	8	-3	0	0	0	0	-3	-0.4
Team	7	-16	0	0	0	0	-16	-2.3
Total.....	8	1492	1360	226	907	58	4043	505.4
Opponents.....	8	805	1815	48	675	58	3401	425.1

PUNTING

PLAYER	NO	YDS	AVG	LONG	TB	FC	I20	BLKD
Doerr, Ryan	29	1163	40.1	53	2	7	8	1
Fulhage, D.J.	12	413	34.4	47	3	5	9	0
Team	1	0	0.0	0	0	0	0	0
Total.....	42	1576	37.5	53	5	12	17	1
Opponents.....	48	1932	40.2	61	1	14	11	1

FIELD GOALS

PLAYER	FGM-FGA	PCT	01-19	20-29	30-39	40-49	50+	LG	BLK
Cherry, Josh	5-10	50.0	0-0	4-5	1-3	0-2	0-0	39	0
Klimek, Brandon	1-1	100.0	0-0	0-0	0-0	1-1	0-0	46	0

FIELD GOAL SEQUENCE

GAME	KANSAS STATE	OPPONENTS
UMASS	38	(35), 43
Louisiana	24, 47	(48)
UCLA	(26), 40	(39), (35), (40)
Tennessee Tech	36	-
Iowa State	(39)	(32)
Texas Tech	-	(20)
Texas A&M	(23), (46)	-
Colorado	(25), (27)	-

() - Made

KICKOFFS

PLAYER	NO	YDS	AVG	TB	OB	RETN	NET	YDLN
Cherry, Josh	41	2534	61.8	5	1			
Doerr, Ryan	1	65	65.0	0	0			
Total.....	42	2599	61.9	5	1	675	43.4	26
Opponents.....	36	2208	61.3	2	1	907	35.0	34

2009 STATISTICS

OVERALL: 5-3 (HOME: 4-0, ROAD: 0-3, NEUTRAL: 1-0) | BIG 12 CONFERENCE: 3-1 (HOME: 2-0, ROAD: 0-1, NEUTRAL: 1-0)

DEFENSIVE STATISTICS

PLAYER	GP	SOLO	AST	TOTAL	TFL/YDS	SACKS	INT-YDS	PBU	QBH	FR	FF	BLK	SAF
Lamur, Emmanuel	8	26	15	41	1.0-1	.	2-0	1	.	1-0	.	2	.
Hartman, Tysyn	8	25	12	37	.	.	4-12	6	.	1-0	1	.	.
Moore, Joshua	8	27	10	37	2.0-8	0.5-5	2-22	8	.	.	1	.	.
Houlik, John	8	23	9	32	4.5-17	1.0-9	1-7	2	.	1-0	1	.	.
Pomele, Ulla	6	22	8	30	2.0-13	1.0-12	.	.	.	1-0	.	.	.
Hrebec, Alex	7	16	13	29	3.0-8	.	.	1
Butler, Troy	8	20	6	26	2.0-7	.	.	2	.	1-0	.	.	.
Garrett, David	8	16	9	25	1	.	.
Fitzgerald, Jeff	8	14	11	25	8.5-57	6.0-53	1-17	2	.	2-0	2	.	.
Rohleder, Kevin	8	15	4	19
Calvin, Daniel	8	10	8	18	3.0-15	1.0-9
Guidry, Raphael	8	9	8	17	1.5-9	0.5-7	.	.	.	1-0	.	.	.
Harrison, Step.	7	11	5	16	.	.	.	8
Felder, Antonio	8	10	3	13	4.0-19	2.0-12	.	.	1
Herdon, Court.	8	9	1	10	2.5-19	1.5-15	.	2
Kassanavoid, J.	8	5	3	8	1-0	1	.	.
Sekona, Hansen	8	4	4	8	0.5-1
Abana, Michael	8	3	4	7	2.0-3	0.5-1
Valentine, Grant	3	4	2	6	1.0-1
Brown, Lamark	8	6	.	6
Stryker, Adrian	5	4	1	5
McClellan, Billy	7	4	1	5	.	.	.	1
Dold, Logan	6	1	4	5
Miller, Torell	2	4	.	4	.	.	1-0
Wykes, Matt	6	2	1	3
Slaughter, Blake	7	3	.	3
Brown, Prizell	7	1	2	3	0.5-6	0.5-6
Ferguson, Thomas	7	2	1	3
Cherry, Josh	8	1	1	2
Thomas, Daniel	8	2	.	2
Childs, Eric	8	1	1	2	0.5-2	0.5-2
Berard, Josh	5	.	2	2	1.0-5	1.0-5
Carney, Chris	7	.	1	1	.	.	.	1	.	.	.	1	.
Harold, Brandon	1	1	.	1	1.0-1	.	.	.	1
Thomas, Darius	5	1	.	1	.	.	.	1
Sobieraj, Dusti	2	.	1	1	0.5-2
Kirk, Payton	4	.	1	1
Adams, Corey	8	1	.	1	1-0	.	.	.
Snipes, Attrail	8	1	.	1
Banks, Brandon	8	1	.	1
Total.....	8	306	152	458	42-195	16-136	11-58	35	2	10-0	7	3	1
Opponents.....	8	368	204	572	44.0-215	17-143	5-58	22	4	7-8	7	1	.

2009 STATISTICS

OVERALL: 5-3 (HOME: 4-0, ROAD: 0-3, NEUTRAL: 1-0) | BIG 12 CONFERENCE: 3-1 (HOME: 2-0, ROAD: 0-1, NEUTRAL: 1-0)

GAME-BY-GAME TACKLES (UT-AT)

PLAYER	UT-AT-TT	UM	UL	UCLA	TNT	ISU	TT	TAM	CU	OU	KU	MU	NU
Lamur, Emmanuel	26-15-41	3-2-5	4-2-6	5-0-5	1-1-2	1-6-7	4-1-5	4-2-6	4-1-5				
Hartman, Tysyn	25-12-37	3-3-6	6-1-7	2-3-5	2-1-3	2-3-5	2-0-2	3-1-4	5-0-5				
Moore, Joshua	27-10-37	2-1-3	4-2-6	5-0-5	1-0-1	4-3-7	5-0-5	2-2-4	4-2-6				
Houlik, John	23-9-32	4-0-4	3-2-5	2-1-3	0-1-1	3-3-6	2-0-2	4-1-5	5-1-6				
Pomele, Ulla	22-8-30	0-3-3	5-2-7	6-1-7	0-0-0	0-0-0	3-0-3	3-0-3	5-2-7				
Hrebec, Alex	16-13-29	1-3-4	0-0-0	0-0-0	6-4-10	5-6-11	4-0-4	0-0-0	0-0-0				
Butler, Troy	20-6-26	0-2-2	4-0-4	3-0-3	1-0-1	1-3-4	7-0-7	1-1-2	3-0-3				
Garrett, David	16-9-25	2-2-4	1-1-2	5-2-7	0-2-2	3-0-3	4-2-6	1-0-1	0-0-0				
Fitzgerald, Jeffrey	14-11-25	1-2-3	0-3-3	1-0-1	0-0-0	0-0-0	3-0-3	4-1-5	2-1-3				
Rohleder, Kevin	15-4-19	1-2-3	0-0-0	1-0-1	3-1-4	0-0-0	3-0-3	3-1-4	1-1-2				
Calvin, Daniel	10-8-18	0-1-1	3-0-3	0-0-0	2-1-3	2-4-6	0-1-1	1-1-2	2-0-2				
Guidry, Raphael	9-8-17	1-5-6	1-0-1	5-0-5	0-1-1	2-1-3	1-1-2	0-0-0	0-0-0				
Harrison, Stephen	11-5-16	0-0-0	0-0-0	0-1-1	2-1-3	3-2-5	2-0-2	3-1-4	1-0-1				
Felder, Antonio	10-3-13	0-0-0	0-0-0	2-1-3	2-0-2	2-0-2	3-0-3	0-1-1	1-1-2				
Herndon, Courtney	9-1-10	0-0-0	1-0-1	0-0-0	1-1-2	0-0-0	3-0-3	2-0-2	2-0-2				
Kassanavoid, Joseph	5-3-8	0-0-0	0-0-0	1-0-1	1-0-1	1-0-1	1-0-1	1-3-4	0-0-0				
Sekona, Hansen	4-4-8	0-0-0	1-2-3	1-0-1	2-2-4	0-0-0	0-0-0	0-0-0	0-0-0				
Abana, Chidubamu	3-4-7	0-0-0	0-1-1	0-1-1	0-0-0	2-1-3	0-0-0	1-1-2	0-0-0				
Valentine, Grant	4-2-6	2-2-4	0-0-0	2-0-2	0-0-0	0-0-0	0-0-0	0-0-0	0-0-0				
Brown, Lamark	6-0-6	1-0-1	0-0-0	0-0-0	2-0-2	1-0-1	0-0-0	0-0-0	2-0-2				
Stryker, Adrian	4-1-5	0-0-0	0-0-0	0-0-0	1-0-1	2-0-2	0-0-0	0-1-1	1-0-1				
McClellan, Billy	4-1-5	0-0-0	1-0-1	2-0-2	1-1-2	0-0-0	0-0-0	0-0-0	0-0-0				
Dold, Logan	1-4-5	0-2-2	0-0-0	0-0-0	0-0-0	0-0-0	0-0-0	0-2-2	1-0-1				
Miller, Torell	4-0-4	0-0-0	0-0-0	0-0-0	0-0-0	0-0-0	4-0-4	0-0-0	0-0-0				
Brown, Prizell	1-2-3	0-0-0	0-0-0	0-1-1	0-0-0	0-0-0	0-0-0	0-0-0	1-1-2				
Ferguson, Thomas	2-1-3	1-0-1	0-0-0	0-0-0	0-0-0	0-1-1	0-0-0	1-0-1	0-0-0				
Slaughter, Blake	3-0-3	0-0-0	1-0-1	1-0-1	0-0-0	0-0-0	0-0-0	1-0-1	0-0-0				
Childs, Eric	1-1-2	1-0-1	0-0-0	0-0-0	0-0-0	0-0-0	0-0-0	0-1-1	0-0-0				
Berrard, Josh	0-2-2	0-0-0	0-0-0	0-0-0	0-0-0	0-0-0	0-0-0	0-1-1	0-1-1				

GAME-BY-GAME TACKLES FOR LOSS (TFL-YDS)

PLAYER	TFL-YDS	UM	UL	UCLA	TNT	ISU	TT	TAM	CU	OU	KU	MU	NU
Fitzgerald, Jeffrey	8.5-57	1.0-9	0.5-0	0.0-0	0.0-0	1.0-3	1.0-8	2.5-30	1.5-6				
Houlik, John	4.5-17	1.0-3	0.0-0	0.0-0	0.0-0	0.0-0	0.0-0	3.5-14	0.0-0				
Felder, Antonio	4.0-19	0.0-0	0.0-0	1.0-0	1.0-11	0.0-0	2.0-7	0.0-0	0.0-0				
Calvin, Daniel	3.0-15	0.0-0	0.0-0	0.0-0	1.0-3	1.0-3	0.0-0	1.0-9	0.0-0				
Hrebec, Alex	3.0-8	0.0-0	0.0-0	0.0-0	3.0-8	0.0-0	0.0-0	0.0-0	0.0-0				
Herndon, Courtney	2.5-19	0.0-0	0.0-0	0.0-0	1.5-15	0.0-0	1.0-4	0.0-0	0.0-0				
Pomele, Ulla	2.0-13	0.0-0	0.0-0	1.0-1	0.0-0	0.0-0	0.0-0	0.0-0	1.0-12				
Moore, Joshua	2.0-8	0.0-0	0.0-0	0.0-0	0.0-0	0.0-0	0.0-0	1.5-3	0.5-5				
Butler, Troy	2.0-7	0.0-0	0.0-0	0.0-0	0.0-0	0.0-0	1.0-1	0.0-0	1.0-6				
Abana, Chidubamu	2.0-3	0.0-0	0.5-1	0.0-0	0.0-0	0.0-0	0.0-0	1.5-3	0.0-0				
Guidry, Raphael	1.5-9	0.0-0	0.0-0	1.0-2	0.5-7	0.0-0	0.0-0	0.0-0	0.0-0				
Berrard, Josh	1.0-5	0.0-0	0.0-0	0.0-0	0.0-0	0.0-0	0.0-0	0.5-2	0.5-3				
Harold, Brandon	1.0-1	0.0-0	0.0-0	0.0-0	0.0-0	0.0-0	1.0-1	0.0-0	0.0-0				
Lamur, Emmanuel	1.0-1	0.0-0	0.0-0	0.0-0	0.0-0	0.0-0	0.0-0	1.0-1	0.0-0				
Valentine, Grant	1.0-1	0.0-0	0.0-0	1.0-1	0.0-0	0.0-0	0.0-0	0.0-0	0.0-0				
Childs, Eric	0.5-2	0.0-0	0.0-0	0.0-0	0.0-0	0.0-0	0.0-0	0.5-2	0.0-0				
Sekona, Hansen	0.5-1	0.0-0	0.0-0	0.0-0	0.5-1	0.0-0	0.0-0	0.0-0	0.0-0				

GAME-BY-GAME SACKS (SACKS-YDS)

PLAYER	SKS-YDS	UM	UL	UCLA	TNT	ISU	TT	TAM	CU	OU	KU	MU	NU
Fitzgerald, Jeffrey	6.0-51	1.0-9	0.0-0	0.0-0	0.0-0	0.0-0	1.0-8	2.5-30	1.5-6				
Felder, Antonio	2.0-12	0.0-0	0.0-0	0.0-0	1.0-11	0.0-0	1.0-1	0.0-0	0.0-0				
Herndon, Courtney	1.5-15	0.0-0	0.0-0	0.0-0	1.5-15	0.0-0	0.0-0	0.0-0	0.0-0				
Pomele, Ulla	1.0-12	0.0-0	0.0-0	0.0-0	0.0-0	0.0-0	0.0-0	0.0-0	1.0-12				
Calvin, Daniel	1.0-9	0.0-0	0.0-0	0.0-0	0.0-0	0.0-0	0.0-0	1.0-9	0.0-0				
Houlik, John	1.0-9	0.0-0	0.0-0	0.0-0	0.0-0	0.0-0	0.0-0	1.0-9	0.0-0				
Berard, Josh	1.0-5	0.0-0	0.0-0	0.0-0	0.0-0	0.0-0	0.0-0	0.5-2	0.5-3				
Guidry, Raphael	0.5-7	0.0-0	0.0-0	0.0-0	0.5-7	0.0-0	0.0-0	0.0-0	0.0-0				
Brown, Prizell	0.5-6	0.0-0	0.0-0	0.0-0	0.0-0	0.0-0	0.0-0	0.0-0	0.5-6				
Moore, Joshua	0.5-5	0.0-0	0.0-0	0.0-0	0.0-0	0.0-0	0.0-0	0.0-0	0.5-5				
Childs, Eric	0.5-2	0.0-0	0.0-0	0.0-0	0.0-0	0.0-0	0.0-0	0.5-2	0.0-0				
Abana, Chidubamu	0.5-1	0.0-0	0.0-0	0.0-0	0.0-0	0.0-0	0.0-0	0.5-1	0.0-0				

2009 STATISTICS

OVERALL: 5-3 (HOME: 4-0, ROAD: 0-3, NEUTRAL: 1-0) | BIG 12 CONFERENCE: 3-1 (HOME: 2-0, ROAD: 0-1, NEUTRAL: 1-0)

GAME-BY-GAME PASSING

GRANT GREGORY	Att	Comp	Int	Pct	Yards	TD	Long	Sack	Yds	Effic.
Massachusetts	0	0	0	0.0	0	0	0	0	0	0.00
at Louisiana	4	0	0	0.0	0	0	0	0	0	0.00
at UCLA	-	-	-	-	-	-	-	-	-	-
Tennessee Tech	2	2	0	100.0	21	0	16	0	0	188.20
vs. Iowa State	23	16	1	69.5	206	2	54	1	11	164.80
at Texas Tech	8	5	0	62.5	37	0	12	3	26	101.35
Texas A&M	13	10	0	76.9	147	1	45	0	0	197.29
Colorado	18	9	0	50.0	80	0	28	2	17	87.33
at Oklahoma										
Kansas										
Missouri										
at Nebraska										
TOTALS	68	42	1	61.8	491	3	54	6	54	134.04

CARSON COFFMAN	Att	Comp	Int	Pct	Yards	TD	Long	Sack	Yds	Effic.
Massachusetts	27	14	1	51.9	182	2	40	1	13	125.51
at Louisiana	25	13	1	52.0	178	0	36	0	0	103.81
at UCLA	34	20	2	58.8	193	0	35	5	55	94.74
Tennessee Tech	9	8	0	88.9	131	0	64	1	7	211.16
vs. Iowa State	-	-	-	-	-	-	-	-	-	-
at Texas Tech	16	11	0	68.7	131	0	52	1	5	137.53
Texas A&M	6	5	0	83.3	45	0	21	1	7	146.33
Colorado	-	-	-	-	-	-	-	-	-	-
at Oklahoma										
Kansas										
Missouri										
at Nebraska										
TOTALS	117	71	4	60.7	860	2	64	9	87	121.23

GAME-BY-GAME RUSHING (NO-YDS/TDs)

PLAYER	NO-YDS/TDs	UM	UL	UCLA	TNT	ISU	TT	TAM	CU	OU	KU	MU	NU
Thomas, Daniel	165-814/9	23-104/0	27-136/1	15-54/1	26-139/2	25-91/0	11-49/0	18-91/4	20-145/1				
Valentine, Keithen	46-347/4	11-89/0	0-0/0	1-7/0	10-73/1	0-0/0	8-96/1	10-61/2	6-21/0				
Gregory, Grant	56-157/3	4-21/0	3-13/0	0-0/0	9-58/1	14-29/1	6--24/0	9-33/0	11-27/1				
Childs, Jarell	13-79/0	0-0/0	0-0/0	0-0/0	5-26/0	0-0/0	0-0/0	8-53/0	0-0/0				
Coffman, Carson	54-64/2	9-12/1	13-50/0	20-6/0	5-5/1	0-0/0	3--5/0	4--4/0	0-0/0				
Banks, Brandon	6-49/0	0-0/0	1-2/0	0-0/0	1-1/0	2-31/0	0-0/0	0-0/0	2-15/0				
Wilson, Braden	3-8/0	0-0/0	0-0/0	1-2/0	0-0/0	0-0/0	0-0/0	2-6/0	0-0/0				
Hilburn, Adrian	1-1/0	1-0/0	0-0/0	0-0/0	1-1/0	0-0/0	0-0/0	0-0/0	0-0/0				

GAME-BY-GAME RECEIVING (NO-YDS/TDs)

PLAYER	NO-YDS/TDs	UM	UL	UCLA	TNT	ISU	TT	TAM	CU	OU	KU	MU	NU
Banks, Brandon	33-368/1	7-67/0	3-33/0	6-33/0	3-90/0	4-66/1	1-5/0	6-60/0	3-14/0				
Thomas, Daniel	19-205/0	1-12/0	2-19/0	4-61/0	0-0/0	5-30/0	4-50/0	1-7/0	2-18/0				
Snipes, Attrail	17-286/2	2-52/2	3-78/0	1-6/0	0-0/0	1-24/0	7-82/0	1-11/0	2-33/0				
Mastrud, Jeron	17-207/1	3-44/0	3-35/1	2-20/0	3-26/0	1-13/0	2-6/0	2-52/0	1-11/0				
Brown, Lamark	10-128/1	0-0/0	2-12/0	4-43/0	0-0/0	3-61/1	1-12/0	0-0/0	0-0/0				
Klein, Collin	5-33/1	0-0/0	0-0/0	0-0/0	1-8/0	2-4/0	0-0/0	2-21/1	0-0/0				
Wilson, Braden	4-33/0	0-0/0	0-0/0	1-4/0	1-7/0	0-0/0	0-0/0	1-18/0	1-4/0				
Vignery, Brice	3-27/0	0-0/0	0-0/0	2-14/0	0-0/0	0-0/0	1-13/0	0-0/0	0-0/0				
Smith, Sheldon	3-27/0	0-0/0	1-4/0	1-18/0	1-5/0	0-0/0	0-0/0	0-0/0	0-0/0				
Tannahill, Travis	2-37/0	0-0/0	0-0/0	0-0/0	1-16/0	0-0/0	0-0/0	1-21/0	0-0/0				
Valentine, Keithen	1-7/0	1-7/0	0-0/0	0-0/0	0-0/0	0-0/0	0-0/0	0-0/0	0-0/0				
Bachamp, Cole	1-2/0	0-0/0	0-0/0	0-0/0	0-0/0	0-0/0	0-0/0	1-2/0	0-0/0				

2009 STATISTICS

OVERALL: 5-3 (HOME: 4-0, ROAD: 0-3, NEUTRAL: 1-0) | BIG 12 CONFERENCE: 3-1 (HOME: 2-0, ROAD: 0-1, NEUTRAL: 1-0)

GAME-BY-GAME SUMMARIES

GAME	Final Score	Score By Quarter				First Downs				Rushing			Passing			Total Offense		Punting	Fumbles	Penalty	Third Downs	Total ToP
		1	2	3	4	Ru	Pa	Pn	Tot	Att	Yds	TD	A-C-I	Yds	TD	Att	Yds	No-Avg	No-Lost	No-Yds		
UMass	17	3	0	7	7	7	5	1	13	26	110	0	34-10-2	102	1	60	212	9-39.7	0-0	9-357	4-14	22:50
K-State	21	0	21	0	0	12	8	4	24	48	225	1	27-14-1	182	2	75	407	7-32.0	3-2	8-71	8-17	37:10
K-State	15	2	0	0	13	9	6	1	16	46	196	1	30-14-1	181	1	76	377	6-40.0	2-1	8-64	3-16	36:31
Louisiana	17	0	14	0	3	7	9	0	16	29	102	1	36-20-1	185	1	65	287	7-39.1	2-2	4-39	7-15	23:29
K-State	9	3	0	6	0	10	7	2	19	37	69	1	35-21-2	199	0	72	268	5-40.4	2-0	4-50	3-14	34:03
UCLA	23	7	6	0	10	8	7	1	16	34	173	1	24-13-1	186	1	58	359	3-46.7	1-1	8-80	3-10	25:57
Tenn. Tech	7	7	0	0	0	0	5	4	9	25	-19	0	19-12-1	126	1	44	107	8-43.5	0-0	4-30	2-11	23:52
K-State	49	14	7	21	7	19	4	1	24	60	296	5	11-10-0	152	0	71	448	0-0.0	1-0	10-96	5-10	36:08
K-State	24	7	3	0	14	8	4	3	15	42	154	1	23-16-1	206	2	65	360	5-40.2	2-1	6-52	8-16	33:33
Iowa State	23	0	10	7	6	9	10	1	20	41	207	1	27-13-0	164	2	68	371	5-43.2	2-2	5-65	6-15	26:27
K-State	14	0	0	7	7	4	5	1	10	28	116	1	24-16-0	168	0	52	284	7-39.3	4-2	9-78	3-12	28:15
Tx. Tech	66	14	24	14	14	11	21	1	33	26	185	1	49-39-1	554	8	75	739	7-35.0	2-0	8-95	5-8	31:45
Tx. A&M	14	0	0	14	0	3	13	3	19	23	-13	0	45-21-3	314	2	68	301	8-37.5	3-3	4-46	4-14	22:52
K-State	62	17	21	21	3	14	8	2	24	52	232	6	19-15-0	192	1	71	424	5-40.0	2-0	7-54	4-13	37:08
Colorado	6	6	0	0	0	4	10	1	15	31	60	1	37-17-2	184	0	68	244	7-37.4	3-2	8-69	5-16	25:43
K-State	20	3	17	0	0	8	4	2	14	42	204	2	18-9-0	80	0	60	284	7-33.4	1-1	9-69	2-11	34:17
K-State																						
Oklahoma																						
Kansas																						
K-State																						
Missouri																						
K-State																						
K-State																						
Nebraska																						

AVERAGE STARTING FIELD POSITION

	Total Drives	Total Yd. Line	Average Field Pos.	Started in Opp.	Total Scores	TD	FG	MFG	Punts	Downs	To	Clock	Total Points
Total	103	3732	KS 36	24	34	28	6	4	39	6	12	8	214
Opponents	105	2656	Ovn 25	5	28	21	7	1	45	1	21	7	173

GAME-BY-GAME OFFENSIVE STARTERS

OPPONENT	WR	LT	LG	C	RG	RT	TE	QB	WR	TB	WR
Massachusetts	Brown	Stringer	Kendall	Viers	Weibert	Aufner	Mastrud	Coffman	Banks	Thomas	Snipes
at Louisiana	Brown	Stringer	Kendall	Weibert	Freeze	Aufner	Mastrud	Coffman	Smith	Thomas	Snipes
at UCLA	Brown	Stringer	Kendall	Weibert	Mayfield	Aufner	Mastrud	Coffman	Banks	Thomas	Snipes
Tennessee Tech	Brown	Stringer	Kendall	Weibert	Mayfield	Aufner	Mastrud	Coffman	Klein	Thomas	Snipes
vs. Iowa State	Klein	Stringer	Kendall	Weibert	Mayfield	Aufner	Mastrud	Gregory	Wilson (fb)	Thomas	Snipes
at Texas Tech	Brown	Stringer	Kendall	Weibert	Mayfield	Aufner	Mastrud	Gregory	Banks	Thomas	Snipes
Texas A&M	Brown	Stringer	Kendall	Weibert	Mayfield	Aufner	Mastrud	Gregory	Banks	Thomas	Snipes
Colorado	Wilson (fb)	Stringer	Kendall	Weibert	Mayfield	Aufner	Mastrud	Gregory	Banks	Thomas	Snipes
at Oklahoma											
Kansas											
Missouri											
at Nebraska											

GAME-BY-GAME DEFENSIVE STARTERS

OPPONENT	LE	DT	DT	RE	LB	LB	LB	CB	S	FS	CB
Massachusetts	Valentine, G.	Fitzgerald	Guidry	Childs	Hrebec	Houlik	Butler	Garrett	Lamur	Hartman	Moore
at Louisiana	Fitzgerald	Calvin	Guidry	Sekona	Pomele	Houlik	Butler	Garrett	Lamur	Hartman	Moore
at UCLA	Fitzgerald	Calvin	Guidry	Sekona	Pomele	Houlik	Butler	Garrett	Lamur	Hartman	Moore
Tennessee Tech	Fitzgerald	Calvin	Guidry	Felder	Hrebec	Houlik	Butler (db)	Garrett	Lamur	Hartman	Moore
vs. Iowa State	Fitzgerald	Calvin	Guidry	Felder	Hrebec	Houlik	Butler (db)	Harrison	Lamur	Hartman	Moore
at Texas Tech	Fitzgerald	Calvin	Guidry	Thomas (db)	Hrebec	Houlik	Butler (db)	Harrison	Lamur	Hartman	Moore
Texas A&M	Fitzgerald	Calvin	Brown	Felder	Pomele	Houlik	Butler (db)	Harrison	Lamur	Hartman	Moore
Colorado	Fitzgerald	Calvin	Brown	Felder	Pomele	Houlik	Butler (db)	Harrison	Lamur	Hartman	Moore
at Oklahoma											
Kansas											
Missouri											
at Nebraska											

SCORING DRIVES - KANSAS STATE

OPPONENT	No. of Plays	Total Yards	Drive Time	Type of Score	Score Time/Qtr	Drive Start	Scoring Play
Massachusetts	8	76	4:02	TD	2nd/14:20	KS 24	Coffman 1 yd run
Massachusetts	5	74	2:53	TD	2nd/5:34	KS 26	Snipes 40 yd pass from Coffman
Massachusetts	2	40	0:24	TD	2nd/0:03	UM 40	Snipes 12 yd pass from Coffman
Louisiana	--	--	--	SAF	1st/2:43	--	Team Safety
Louisiana	11	67	4:36	TD	4th/14:56	KS 33	Mastrud 3 yd pass from Thomas
Louisiana	11	86	5:48	TD	4th/8:08	KS 28	Thomas 3 yd run
UCLA	8	63	3:06	FG	1st/2:03	KS 28	Cherry 26 yd field goal
UCLA	14	80	7:51	TD	3rd/5:14	KS 20	Thomas 3 yd run
Tennessee Tech	16	58	7:11	TD	1st/5:35	KS42	Thomas 1 yd run
Tennessee Tech	--	91	--	TD	1st/2:28	--	Banks 91 yd kickoff return
Tennessee Tech	8	93	3:44	TD	2nd/2:34	KS7	Carson 5 yd run
Tennessee Tech	--	92	--	TD	3rd/14:46	--	Banks 92 yd kickoff return
Tennessee Tech	5	39	2:08	TD	3rd/11:34	TNT39	Thomas 1 yd run
Tennessee Tech	7	60	3:39	TD	3rd/5:28	KS40	Valentine 15 yd run
Tennessee Tech	10	80	5:17	TD	4th/10:59	KS20	Gregory 1 yd run
Iowa State	13	89	7:00	TD	1st/5:11	KS11	Gregory 2 yd run
Iowa State	10	48	3:44	FG	2nd/0:05	KS29	Cherry 39 yd field goal
Iowa State	7	36	3:42	TD	4th/13:45	ISU36	Brown 16 yd pass from Gregory
Iowa State	3	60	1:31	TD	4th/5:36	KS40	Banks 54 yd pass from Gregory
Texas Tech	-	-	-	TD	3rd/12:54	--	Fitzgerald 17 yd int. return
Texas Tech	3	75	1:08	TD	4th/7:33	KS25	Valentine 8 yd run
Texas A&M	4	29	1:35	TD	1st/13:00	TAMU29	Thomas 7 yd run
Texas A&M	9	55	4:33	FG	1st/6:34	KS39	Cherry 23 yd field goal
Texas A&M	3	11	1:24	TD	1st/3:34	TAMU11	Thomas 3 yd run
Texas A&M	5	67	2:29	TD	2nd/8:19	KS33	Thomas 9 yd run
Texas A&M	11	70	5:39	TD	2nd/1:02	KS30	Thomas 17 yd run
Texas A&M	1	16	0:05	TD	2nd/0:10	TAMU16	Klien 16 yd pass from Gregory
Texas A&M	-	-	-	TD	3rd/14:46	--	Banks 97 yd kickoff return
Texas A&M	1	9	0:04	TD	3rd/13:50	TAMU9	Valentine 9 yd run
Texas A&M	5	43	2:14	TD	3rd/9:48	TAMU43	Valentine 20 yd run
Texas A&M	4	7	2:18	FG	4th/8:07	TAMU35	Klimek 46 yd field goal
Colorado	9	61	4:11	FG	1st/10:49	KS31	Cherry 25 yd field goal
Colorado	6	58	2:51	TD	2nd/13:19	KS42	Thomas 4 yd run
Colorado	4	3	1:24	FG	2nd/11:24	CU13	Cherry 27 yd field goal
Colorado	4	20	2:24	TD	2nd/1:11	CU20	Gregory 5 yd run

SCORING DRIVES - OPPONENTS

OPPONENT	No. of Plays	Total Yards	Drive Time	Type of Score	Score Time/Qtr	Drive Start	Scoring Play
Massachusetts	7	4	3:08	FG	1st/3:22	KS23	Violette 35 yd field goal
Massachusetts	4	18	1:50	TD	3rd/0:29	KS18	Krevis 4 yd pass from Havens
Massachusetts	--	--	--	TD	4th/14:01	--	Adeoba 26 yd blkd punt ret
Louisiana	7	61	2:51	TD	2nd/9:37	UL 39	Sails 13 yd run
Louisiana	12	73	2:14	TD	2nd/0:05	UL 27	Aubrey 1 yd pass from Masson
Louisiana	10	37	3:18	FG	4th/0:32	UL 33	Albrecht 48 yd field goal
UCLA	11	64	5:08	TD	1st/5:16	U36	Franklin 3 yd run
UCLA	6	27	2:07	FG	2nd/14:51	KS48	Forbath 39 yd field goal
UCLA	8	42	2:52	FG	2nd/5:00	U41	Forbath 35 yd field goal
UCLA	10	54	4:48	FG	4th/9:55	U24	Forbath 40 yd field goal
UCLA	4	75	1:22	TD	4th/6:18	U25	Terrence 41 yd pass from Craft
Tennessee Tech	7	73	2:55	TD	1st/2:40	TNT27	Hogue 19 yd pass from Sween.
Iowa State	13	77	5:23	FG	1st/5:23	ISU08	Mahoney 32 yd field goal
Iowa State	11	73	3:59	TD	2nd/3:55	ISU27	Catlett 22 yd pass from Arnaud
Iowa State	12	80	4:49	TD	3rd/7:27	ISU20	Arnaud 3 yd run
Iowa State	8	64	1:17	TD	4th/0:32	ISU36	Williams 23 yd pass from Arnaud
Texas Tech	7	71	3:29	TD	1st/11:31	TT29	Swindall 52 yd pass from Sheff.
Texas Tech	8	90	3:17	TD	1st/1:49	TT10	Torres 6 yd pass from Sheffield
Texas Tech	9	53	3:35	FG	2nd/11:28	TT44	Williams 20 yd field goal
Texas Tech	7	49	3:08	TD	2nd/6:49	KS49	Lewis 4 yd pass from Sheffield
Texas Tech	2	77	0:42	TD	2nd/3:59	TT23	Franks 72 yd pass from Sheff.
Texas Tech	5	67	1:04	TD	2nd/0:29	TT33	Torris 28 yd pass from Sheffield
Texas Tech	10	85	4:55	TD	3rd/7:59	TT15	Batch 4 yd run
Texas Tech	5	54	2:27	TD	3rd/3:52	TT46	Lewis 12 yd pass from Sheff.
Texas Tech	8	95	2:54	TD	4th/12:34	TT5	Leong 25 yd pass from Sheff.
Texas Tech	9	80	3:24	TD	4th/4:09	TT20	Brinker 7 yd pass from Doege
Texas A&M	1	66	0:14	TD	3rd/9:34	TAMU34	Nwachukwu 66 yd pass from Johnson
Texas A&M	5	57	1:19	TD	3rd/5:01	TAMU29	Nwachukwu 23 yd pass from Johnson
Colorado	13	71	5:10	TD	1st/5:39	CU29	Stewart 2 yd run

DRIVES SUPERLATIVES

	KANSAS STATE	OPPONENT
Most Plays/Result	16/TD Tennessee Tech	13/FG by Iowa State
Most Yards/Result	93/TD Tennessee Tech	95/TD by Texas Tech
Most Time/Result	7:51/TD UCLA	5:23/FG by Iowa State

DRIVE CHART (NO. OF DRIVES/TD/FG)

Drive Start	1-9	10-19	20-29	30-39	40-49	50+
Result	NO/TD/FG	NO/TD/FG	NO/TD/FG	NO/TD/FG	NO/TD/FG	NO/TD/FG
Massachusetts	2/0/0	1/0/0	5/2/0	3/0/0	0/0/0	3/1/0
at Louisiana	1/0/0	2/1/0	4/0/0	4/1/0	1/0/0	3/0/0
at UCLA	0/0/0	1/0/0	4/1/1	2/0/0	1/0/0	3/0/0
Tennessee Tech	1/1/0	1/0/0	1/1/0	1/0/0	2/2/0	3/1/0
vs. Iowa State	1/0/0	2/1/0	1/0/1	4/0/0	2/1/0	2/1/0
at Texas Tech	1/0/0	3/0/0	5/1/0	3/0/0	0/0/0	0/0/0
Texas A&M	0/0/0	1/0/0	1/0/0	4/2/1	2/0/0	7/5/1
Colorado	0/0/0	0/0/0	2/0/0	4/0/1	5/1/0	2/1/1
at Oklahoma						
Kansas						
Missouri						
at Nebraska						

3-AND-OUT

	Kansas State	Opponent
	3-and-Out/Drives	3-and-Out/Drives
Massachusetts	4/14	3/14
at Louisiana	5/15	4/14
at UCLA	3/11	1/12
Tennessee Tech	0/9	4/10
vs. Iowa State	2/12	4/13
at Texas Tech	5/12	0/13
Texas A&M	2/15	5/17
Colorado	4/14	4/13
at Oklahoma		
Kansas		
Missouri		
at Nebraska		

SCORING DRIVE ANALYSIS

Yardage	KANSAS STATE		OPPONENTS	
	TD	FG	TD	FG
No Drive	4	0	1	0
Minus Yds.	0	0	0	0
0-9	1	2	0	1
10-19	2	0	1	0
20-29	2	0	0	1
30-39	2	0	0	1
40-49	2	1	1	1
50-59	2	1	1	2
60-69	5	2	5	0
70-79	4	0	8	1
80-89	3	0	3	0
90-99	1	0	2	0

GAME-OPENING DRIVES

Opponent	KANSAS STATE			OPPONENTS		
	Pts.	1st Dns.	Yds.	Pts.	1st Dns.	Yds.
UMass	0	5	51	0	3	35
at Louisiana	0	0	6	0	0	6
at UCLA	0	3	37	7	4	64
Tennessee Tech	7	4	58	0	0	5
vs. Iowa State	7	5	89	0	1	31
at Texas Tech	0	3	39	7	2	71
Texas A&M	7	1	29	0	0	3
Colorado	3	3	61	6	5	71
at Oklahoma						
Kansas						
Missouri						
at Nebraska						

SECOND HALF-OPENING DRIVES

Opponent	KANSAS STATE			OPPONENTS		
	Pts.	1st Dns.	Yds.	Pts.	1st Dns.	Yds.
UMass	0	0	3	0	1	16
at Louisiana	0	3	45	0	1	31
at UCLA	7	6	80	0	1	12
Tennessee Tech	7	2	39	0	0	0
vs. Iowa State	0	1	23	7	5	80
at Texas Tech	0	1	27	0	0	0
Texas A&M	7	0	9	0	0	-9
Colorado	0	0	-1	0	0	-6
at Oklahoma						
Kansas						
Missouri						
at Nebraska						

RED ZONE (INSIDE THE 20)

Opponent	Score	# of Times		Total Pts	Total TDs	Rush TDs	Pass TDs	FGs Made	<----- Failed to score inside opp. 20 ----->					
		Inside Opp. 20	Times Scored						FGA	Downs	Int	Fumb	Half	Game
Massachusetts	21-17	2	2	14	2	1	1	0	0	0	0	0	0	0
at Louisiana	15-17	4	2	13	2	1	1	0	1	1	0	0	0	0
at UCLA	9-23	2	2	9	1	1	0	1	0	0	0	0	0	0
Tennessee Tech	49-7	7	5	35	5	5	0	0	1	1	0	0	0	0
vs. Iowa State	24-23	3	2	14	2	1	1	0	0	0	0	1	0	0
at Texas Tech	14-66	2	1	7	1	1	0	0	0	1	0	0	0	0
Texas A&M	62-14	7	7	45	6	5	1	1	0	0	0	0	0	0
Colorado	20-6	5	4	20	2	2	0	2	0	0	0	1	0	0
at Oklahoma														
Kansas														
Missouri														
at Nebraska														
Totals	214-173	33	26	164	22	18	4	4	2	3	0	2	0	0
Opponents	173-214	19	16	95	12	5	7	4	1	0	2	0	0	0

Season Percentage - Overall: 26 of 33 (78.7%)
 Season Percentage - Touchdowns: 22 of 33 (73.3%)
 Season Percentage - Field Goals: 4 of 33 (12.1%)
 Season Percentage - Failed to Score: 7 of 33 (21.2%)

LONGEST PLAYS (20-PLUS YARDS)

KANSAS STATE

Yards	Opponent	Play/Situation/Result
64	Tennessee Tech	Banks 63 pass from Coffman (1st and 10 at TNT 32)
61	Texas Tech	Valentine 61 run (1st and 10 at TT8)
54	Iowa State	Banks 54 pass from Gregory (TD)
52	Texas Tech	Thomas 52 pass from Coffman (1st and 10 at TT37)
45	Texas A&M	Mastrud 45 pass from Gregory (1st and 10 at TAMU27)
40	Massachusetts	Snipes 40 pass from Coffman (TD)
40	Iowa State	Brown 40 pass from Gregory (1st and 10 at IS 23)
36	Louisiana	Snipes 36 pass from Coffman (End of Game)
35	Colorado	Thomas 35 run (1st and 10 at CU23)
35	UCLA	Thomas 35 pass from Coffman (1st and 10 at UCLA33)
34	Massachusetts	Valentine 34 run (1st and Goal at UM 3)
29	Texas Tech	Snipes 29 pass from Coffman (1st and 10 at TT8)
28	Massachusetts	Banks 28 pass from Coffman (1st and 10 at UM 12)
26	Louisiana	Mastrud 26 pass from Coffman (1st and G at UL 4)
24	Massachusetts	Valentine 24 run (1st and 10 at 50)
24	Louisiana	Snipes 24 pass from Coffman (1st and 10 at 50)
24	Iowa State	Snipes 24 pass from Gregory (1st and 10 at IS 40)
24	Texas Tech	Thomas 24 run (1st and 10 at KS33)
23	Louisiana	Thomas 23 run (1st and 10 at UL 49)
23	Tennessee Tech	Banks 23 pass from Coffman (1st and 10 at TNT 47)
22	Texas A&M	Valentine 22 run (1st and 10 at TAMU35)
22	Massachusetts	Mastrud 22 pass from Coffman (1st and 10 at KS 48)
21	Texas A&M	Tannahill 21 pass from Coffman (1st and 10 at TAMU36)
21	Colorado	Thomas 21 run (1st and 10 at CU14)
20	Massachusetts	Coffman 20 run (1st and 10 at UM 46)
20	Tennessee Tech	Thomas 20 run (1st and 10 at TNT2)
20	Iowa State	Banks 20 run (1st and 10 at IS 17)
20	Texas A&M	Valentine 20 run (TD)
20	Colorado	Thomas 20 run (1st and 10 at CU42)

No. of plays from scrimmage, 20+ yards: 29 (13 run/16 pass)

No. of plays from scrimmage, 40+ yards: 7 (1 run/6 pass)

Returns	Opponent	Player
Kickoff	Tennessee Tech	Banks 97 yards
Punt	Tennessee Tech	Banks 26 yards
Interception	Texas A&M	Moore 22 yards
Fumble	None	

No. of returns 20+ yards: 25 (20 KR/4 PR/1 Int/0 Fum)

No. of returns 40+ yards: 4 (4 KR/0 PR/0 Int/0 Fum)

OPPONENTS

Yards	Opponent	Play/Situation/Result
72	Texas Tech	Franks 72 pass from Sheffield (TD)
66	Texas A&M	Nwachukwu pass from Johnson (TD)
52	Texas Tech	Swindall 52 pass from Sheffield (TD)
51	UCLA	Terrence 51 pass from Craft (TD)
37	Iowa State	Robinson 37 run (1st and 10 at IS 45)
37	Texas Tech	Lewis 37 pass from Sheffield (1st and 10 at KS19)
36	UCLA	Franklin 36 run (1st and 10 at KS19)
35	Massachusetts	Cruz 35 pass from Havens (1st and 10 at KS 20)
33	Texas Tech	Batch 33 run (1st and 10 at KS13)
31	Texas Tech	Britton 31 pass from Sheffield (1st and 10 at KS4)
28	Texas Tech	Torres 28 pass from Sheffield (TD)
27	Tennessee Tech	Watson 27 pass from Sweeney (1st and 10 at TNT 48)
25	Texas Tech	Leong 25 pass from Sheffield (TD)
24	Texas A&M	Nwachukwu 24 pass from Johnson (1st and 10 at KS23)
23	Iowa State	Williams 23 pass from Arnaud (TD)
23	Texas Tech	Zouzalik 23 pass from Sheffield (1st and 10 at KS44)
23	Texas A&M	Nwachukwu 23 pass from Johnson (TD)
22	Iowa State	Catlett 22 pass from Arnaud (TD)
22	Iowa State	Hamilton 22 pass from Arnaud (1st and 10 at KS 23)
22	Texas Tech	Leong 22 pass from Sheffield (3rd and 3 at KS6)
22	Texas Tech	Zouzalik 22 pass from Doege (1st and 10 at KS18)
22	Colorado	Greer 22 pass from Hawkins (1st and 10 at CU26)
21	UCLA	Rosario 21 pass from Craft (1st and 10 at KS32)
21	Texas A&M	Morrow 21 pass from Johnson (1st and 10 at KS19)
20	Texas A&M	McCoy 20 pass from Johnson (1st and 10 at TAMU41)
20	Texas A&M	Morrow 20 pass from Johnson (1st and 10 at KS23)
20	Texas Tech	Swindall 20 pass from Sheffield (1st and 10 at TT36)
20	Texas Tech	Jeffers 20 run (1st and 10 at TT25)

No. of plays from scrimmage, 20+ yards: 28 (4 run/24 pass)

No. of plays from scrimmage, 40+ yards: 4 (0 run/4 pass)

Returns	Opponent	Player
Kickoff	Iowa State	Johnson 35 yards
Punt	Massachusetts	Adeoba 26 yards
Interception	None	
Fumble	None	

No. of returns 20+ yards: 15 (14 KR/1 PR/0 Int/0 Fum)

No. of returns 40+ yards: 0 (0 KOR/0 PR/0 Int/0 Fum)

KANSAS STATE SUPERLATIVES

INDIVIDUAL

Longest Rush: 61, Keithen Valentine at Texas Tech
Longest Touchdown Run: 3, Daniel Thomas at Louisiana
Longest Pass: 64, Carson Coffman vs. Tennessee Tech
Longest TD Pass: 40, Carson Coffman to Attrail Snipes vs. Massachusetts
Longest Punt Return: 26, Brandon Banks vs. Tennessee Tech
Longest Kickoff Return: 97, Brandon Banks vs. Texas A&M
Longest Interception: 7, John Houlik at Louisiana
Most Punts: 6, Ryan Doerr vs. Massachusetts
Longest Punt: 53, Ryan Doerr at UCLA
Highest Punt Average: 44.3, Ryan Doerr vs. Iowa State
Longest Field Goal: 46, Brandon Klimek vs. Texas A&M
Most Field Goals: 2, Josh Cherry vs. Colorado
Most TDs Rushing: 4, Daniel Thomas vs. Texas A&M
Most TDs Receiving: 2, Attrail Snipes vs. Massachusetts
Most TDs Passing: 2, Carson Coffman vs. Massachusetts and Grant Gregory vs. Iowa State
Most Rushing Attempts: 27, Daniel Thomas at Louisiana
Most Yards Rushing: 145, Daniel Thomas vs. Colorado
Most Pass Attempts: 34, Carson Coffman vs. UCLA
Most Pass Completions: 20, Carson Coffman vs. UCLA
Most Yards Passing: 206, Grant Gregory vs. Iowa State
Most Receptions: 7, Brandon Banks vs. Massachusetts and Attrail Snipes at Texas Tech
Most Yards Receiving: 90, Brandon Banks vs. Tennessee Tech
Most Total Offense: 235, Grant Gregory vs. Iowa State
Most All-Purpose Yards: 303, Brandon Banks vs. Tennessee Tech
Most Interceptions: 2, Tysyn Hartman vs. Massachusetts and Emmanuel Lamur vs. Colorado
Most Tackles: 11, Alex Hrebec vs. Iowa State
Most Solo Tackles: 6, Tysyn Hartman at Louisiana and Alex Hrebec vs. Tennessee Tech
Most Quarterback Sacks: 2.5, Jeffrey Fitzgerald vs. Texas A&M
Most Tackles for Loss: 3.5, John Houlik vs. Texas A&M
Most Passes Broken Up: 3, Joshua Moore vs. Texas A&M
** School Record*

TEAM

	High	Low
Rushes	60 (Tennessee Tech)	28 (Texas Tech)
Yards Rushing	296 (Tennessee Tech)	69 (UCLA)
TD Rushes	6 (Texas A&M)	1 (five times)
Pass Attempts	35 (UCLA)	11 (Tennessee Tech)
Pass Completions	21 (UCLA)	9 (Colorado)
Yards Passing	206 (Iowa State)	80 (Colorado)
TD Passes	2 (Massachusetts and Iowa State)	0 (three times)
Total Plays	76 (Louisiana)	52 (Texas Tech)
Total Offense	448 (Tennessee Tech)	268 (UCLA)
Points	62 (Texas A&M)	9 (UCLA)
Sacks By	3 (Tennessee Tech)	0 (four times)
First Downs	24 (three times)	10 (Texas Tech)
Penalties	10 (Tennessee Tech)	4 (UCLA)
Penalty Yards	96 (Tennessee Tech)	50 (UCLA)
Turnovers	3 (Massachusetts)	0 (twice)
Interceptions By	3 (Texas A&M)	0 (Iowa State)

TURNOVERS

Takeaways (Fum/Int): 21 (10/11)
Giveaways (Fum/Int): 12 (7/5)
Difference: +9 (1.13 per game)
Points Off Turnovers
 Kansas State 45
 Opponents 27
Points Off Turnovers Per Game
 Kansas State 5.6
 Opponents 3.4

KICKOFFS

Kickoffs: 42
Touchbacks (pct.): 5 (11.9)
Fair Catches: 0
Downed Kicks: 1
Out of Bounds: 1
On-Side Kicks (No./Recovered by KS): 0/0
Opponent Returns (No.-Yds./Avg): 35-675/19.3
Opponent Touchdowns: 0

KICKOFF RETURNS

Kickoffs: 35
Touchbacks (pct.): 2 (5.7)
Fair Catches: 0
Downed Kicks: 1
Out of Bounds: 1
On-Side Kicks (No./Recovered by Opp): 1/0
K-State Returns (No.-Yds./Avg): 32-907/28.3
K-State Touchdowns: 3

OPPONENT SUPERLATIVES

INDIVIDUAL

Longest Rush: 37, Alexander Robinson, Iowa State
Longest Touchdown Run: 13, Undrea Sails, Louisiana
Longest Pass: 72, S. Sheffield, Texas Tech
Longest TD Pass: 4, Kyle Havents to Andrew Krevis, Massachusetts
Longest Punt Return: 26, D.J. Adeoba, Massachusetts
Longest Kickoff Return: 35, Leonard Johnson, Iowa State
Longest Interception: 12, Tyler Homles, Massachusetts
Most Punts: 8, Caleb Violette, Massachusetts and Ken Wood, Texas A&M
Longest Punt: 61, Caleb Violette, Massachusetts
Highest Punt Average: 46.7, Jeff Locke, UCLA
Longest Field Goal: 48, Tyler Albrecht, Louisiana
Most Field Goals: 3, Kai Forbath, UCLA
Most TDs Rushing: 1, five players
Most TDs Receiving: 2, three players
Most TDs Passing: 2, Austen Arnaud, Iowa State
Most Rushing Attempts: 23, Johnathan Franklin, UCLA
Most Yards Rushing: 119, Johnathan Franklin, UCLA
Most Pass Attempts: 45, Jerrod Johnson, Texas A&M
Most Pass Completions: 33, S. Sheffield, Texas Tech
Most Yards Passing: 490, S. Sheffield, Texas Tech
Most Receptions: 8, Deron Lewis, Texas Tech
Most Yards Receiving: 136, Uzoma Nwachukwu, Texas A&M
Most Total Offense: 202, Chris Masson, Louisiana
Most All-Purpose Yards: 114, Tony Nelson, Massachusetts
Most Interceptions: 2, Alterra Verner, UCLA
Most Tackles: 15, Antwyn Zanders, Louisiana
Most Solo Tackles: 14, Antwyn Zanders, Louisiana
Most Quarterback Sacks: 2.0, Akeem Ayers, UCLA and Brandon Sharpe, Texas Tech
Most Tackles for Loss: 3.0, Ke'Mon Bailey, Massachusetts and Akeem Ayers, UCLA
Most Passes Broken Up: 3, Shane Viveiros, Massachusetts
** School Record*

TEAM

	High	Low
Rushes	41 (Iowa State)	23 (Texas A&M)
Yards Rushing	207 (Iowa State)	-19 (Tennessee Tech)
TD Rushes	1 (five times)	0 (three times)
Pass Attempts	49 (Texas Tech)	19 (Tennessee Tech)
Pass Completions	39 (Texas Tech)	10 (Massachusetts)
Yards Passing	554 (Texas Tech)	102 (Massachusetts)
TD Passes	8 (Texas Tech)	0 (Colorado)
Total Plays	75 (Texas Tech)	44 (Tennessee Tech)
Total Offense	739 (Texas Tech)	107 (Tennessee Tech)
Points	66 (Texas Tech)	6 (Colorado)
Sacks By	6 (UCLA)	0 (Louisiana)
First Downs	33 (Texas Tech)	9 (Tennessee Tech)
Penalties	9 (Massachusetts)	4 (Louisiana and TNT)
Penalty Yards	95 (Texas Tech)	30 (Tennessee Tech)
Turnovers	6 (Texas A&M)	1 (Tennessee Tech)
Interceptions By	2 (UCLA)	0 (four times)

GAME NO. 1

	MASSACHUSETTS	17
	KANSAS STATE	21

Bill Snyder Family Stadium • Manhattan, Kan.
 Sept. 5, 2009 • Attendance: 50,750

MANHATTAN, Kan. - Carson Coffman tossed a pair of touchdowns to senior wide receiver Attrail Snipes to help Kansas State to a 21-17 win over Massachusetts before a season-opening record crowd of 50,750 on Saturday night at Bill Snyder Family Stadium.

Coffman, who was making his starting debut for the Wildcats, completed 14-of-27 passes for 182 yards and a career-high two touchdowns to go with another score on the ground. He connected on a 40-yard strike to Snipes with 5:34 play in the second quarter for his first touchdown pass of the season. He followed with a second to Snipes right before the half with a 12-yard bullet.

Coffman got plenty of help from the running game, as backs Daniel Thomas and Keithen Valentine helped the squad post its highest rushing total (225) since collecting 262 yards against Missouri on October 21, 2006. Thomas, making his debut in a Wildcat uniform, rushed for 104 yards on 23 carries. The 104 yards were the most by a K-State running back in a debut since 1993. Valentine added 89 yards on 11 touches.

Down 3-0 to UMass after one quarter of play, the Wildcat offense grabbed the lead on a one-yard touchdown run by Coffman to cap an eight-play drive. Thomas and Valentine both had key runs on the drive, including a 34-yard scamper by Valentine to put the Wildcats in scoring range at the UMass 6.

A field goal block by Emmanuel Lamur set up the Wildcats' next score, as Coffman and company drove 74 yards on five plays capped by the 40-yard pass to Snipes. A blocked punt by Chris Carney set up the final score of the second quarter. Coffman guided the Wildcats to the end zone on just two plays, first a 28-yard pass to Brandon Banks and then the 12-yard strike to Snipes.

Trailing 21-3 at the half, UMass made a near comeback with two second-half touchdowns, both set up by K-State miscues.

Kyle Havens turned the first turnover-a muffed punt by Brandon Banks- into on a 4-yard touchdown pass to Andrew Krevis late in the third quarter. On K-State's next drive, D.J. Adeoba scooped up Jeremy Horne's blocked punt and rumbled 26 yards for a touchdown to get the Minutemen within four.

GAME 1 • SCORE BY QUARTERS	1	2	3	4	F
Massachusetts	3	0	7	7	17
Kansas State	0	21	0	0	21

SCORING SUMMARY

FIRST QUARTER

UM - Violette 35 yd field goal, 3:22

SECOND QUARTER

KS - Coffman 1 yd run (Cherry kick), 14:20

KS - Snipes 40 yd pass from Coffman (Cherry kick), 5:34

KS - Snipes 12 yd pass from Coffman (Cherry kick), 0:03

THIRD QUARTER

UM - Krevis 4 yd pass from Havens (Violette kick), 0:29

FOURTH QUARTER

UM - Adeoba 26 yd blocked punt return (Violette kick), 14:01

TEAM STATISTICS	KS	UM
FIRST DOWNS	24	13
YARDS RUSHING	225	110
YARDS PASSING	182	102
Comp-Att-Int	14-27-1	10-34-2
TOTAL YARDS	407	212
Fumbles: No-Lost	3-2	0-0
Penalties: No-Yards	8-71	9-65
Punts-Avg	7-32.0	9-39.7
Punt Ret: No-Yds-TD	5-53-0	2-29-1
KO Ret: No-Yds-TD	4-230-0	3-168-0
INT: No-Yds-TD	2-0-0	1-12-0
Fum. Ret: No-Yds-TD	0-0-0	1-8-0
Third-Down	8 of 17	4 of 14
Possession Time	37:10	22:50
Sacks By: No-Yds	1-9	1-13
Field Goals	0-1	1-2

RUSHING: Kansas State - Thomas, Daniel 23-104-0; Valentine, Keithen 11-89-0; Gregory, Grant 4-21-0; Coffman, Carson 9-12-1. **Massachusetts** - Nelson, Tony 19-107-0; Zardas, Chris 2-7-0; Hernandez, Jon 3-7-0; Havens, Kyle 1--9-0.

PASSING: Kansas State - Coffman, Carson 14-27-1 182. **Massachusetts** - Havens, Kyle 10-34-2 102.

RECEIVING: Kansas State - Banks, Brandon 7-67-0; Mastrud, Jeron 3-44-0; Snipes, Attrail 2-52-2; Thomas, Daniel 1-12-0; Valentine, Keithen 1-7-0. **Massachusetts** - Talley, Julian 3-22-0; Cruz, Victor 2-44-0; Nelson, Tony 2-7-0; Silver, Matt 1-17-0; Horne, Jeremy 1-8-0; Krevis, Andrew 1-4-1.

GAME NO. 2

	KANSAS STATE	15
	LOUISIANA	17

Cajun Field • Lafayette, La.
 Sept. 12, 2009 • Attendance: 16,431

LAFAYETTE, La. - Tyler Albrecht's first career field goal attempt was a memorable one as the junior nailed a 48-yarder with 32 seconds left to give Louisiana-Lafayette a 17-15 victory over Kansas State on Saturday night.

Albrecht did not attempt a field goal in his first two seasons and was limited to six extra points in a season-opening 42-19 victory over Southern last week.

The Ragin' Cajuns, unbeaten through their first two games for the first time since 1990, trailed 15-14 before driving from their 33 to the Kansas State 30. Louisiana-Lafayette had only two first downs in the second half before quarterback Chris Masson completed four passes for 30 yards in the final drive.

Kansas State (1-1) rallied from a 14-2 deficit with two fourth-quarter touchdowns. Wildcats running back Daniel Thomas threw for one score and ran for one in that quarter, throwing a 3-yard jump pass to Jeron Mastrud off a direct snap on the first play of the final quarter.

Seven minutes later, Thomas capped an 86-yard drive with a 3-yard run, and Josh Cherry hit the extra point for the 15-14 lead with 8:08 left.

Thomas finished with 136 rushing yards, 92 in the second half. The Wildcats took a 2-0 lead when Masson ran out of his own end zone after a bad snap with 2:43 left in the opening quarter.

Masson, who finished 20-for-36 for 185 yards, came back to guide the Ragin' Cajuns on a 61-yard drive that was capped by Undrea Sails' 9-yard touchdown run with 9:37 left in the first half.

Louisiana-Lafayette drove 73 yards in the final 2:19 of the half to take a 14-2 halftime lead on Masson's 1-yard pass to Luke Aubrey.

The Ragin' Cajuns had three first-half turnovers, but the Wildcats couldn't take advantage despite having five first-half possessions in Ragin' Cajun territory. Kansas State was 0-for-8 on third-down conversions in the first half.

GAME 2 • SCORE BY QUARTERS

GAME 2 • SCORE BY QUARTERS	1	2	3	4	F
Kansas State	2	0	0	13	15
Louisiana	0	14	0	3	17

SCORING SUMMARY

FIRST QUARTER

KS - Team Safety, 2:43

SECOND QUARTER

UL - Sails 13 yd run (Albrecht kick), 9:37

UL - Aubrey 1 yd pass from Masson (Albrecht kick), 0:05

FOURTH QUARTER

KS - Mastrud 3 yd pass from Thomas (kick failed), 14:56

KS - Thomas 3 yd run (Cherry kick), 8:08

UL - Albrecht 48 yd field goal, 0:32



TEAM STATISTICS	KS	UL
FIRST DOWNS	16	16
YARDS RUSHING	196	102
YARDS PASSING	181	185
Comp-Att-Int	14-30-1	20-36-1
TOTAL YARDS	377	287
Fumbles: No-Lost	2-1	2-2
Penalties: No-Yards	8-64	4-39
Punts-Avg	6-40.0	7-39.1
Punt Ret: No-Yds-TD	2-18-0	1-0-0
KO Ret: No-Yds-TD	4-76-0	2-37-0
INT: No-Yds-TD	1-7-0	1-1-0
Fum. Ret: No-Yds-TD	0-0-0	0-0-0
Third-Down	3 of 16	7 of 15
Possession Time	36:31	23:29
Sacks By: No-Yds	0-0	0-0
Field Goals	0-2	1-1

RUSHING: Kansas State - Thomas, Daniel 27-136-1; Coffman, Carson 13-50-0; Gregory, Grant 3-13-0; Banks, Brandon 1-2-0; Doerr, Ryan 1--3-0. **Louisiana** - Sails Undrea 20-78-1; Masson, Chris 3-17-0; Booker, Drayton 4-9-0; Joseph, Andrew 1-6-0.

PASSING: Kansas State - Coffman, Carson 13-25-1 178; Gregory, Grant 0-1-0 0; Thomas, Daniel 1-1-0 3. **Louisiana** - Masson, Chris 20-36-1 185.

RECEIVING: Kansas State - Snipes, Attrail 3-78-0; Mastrud, Jeron 3-35-1; Banks, Brandon 3-33-0; Thomas, Daniel 2-19-0; Brown, Lamar 2-12-0; Smith, Sheldon 1-4-0. **Louisiana** - Miller, Marlin 6-47-0; Aubrey, Luke 6-38-1; Green, Ladarius 2-29-0; Joseph, Andrew 2-20-0; Sails, Undrea 2-15-0; Hill, Pierre 1-19-0; Lee, Louis 1-17-0.

GAME NO. 3

 KANSAS STATE	9
 UCLA	23

The Rose Bowl • Pasadena, Calif.
Sept. 19, 2009 • Attendance: 67,311

PASADENA, Calif. - Kevin Craft threw for 186 yards and a touchdown to lead unbeaten UCLA to a 23-9 victory over Kansas State at the Rose Bowl.

Craft, filling in at quarterback for Kevin Prince, completed 13 of 24 passes with one interception including a game-clinching 51-yard scoring pass to Terrence Austin with 6:18 remaining.

Carson Coffman completed 20 of 34 passes for 193 yards with two interceptions and was sacked six times for the Wildcats (1-2). Daniel Thomas, who became the first player to begin his Kansas State career with consecutive 100-yard rushing performances since Cornelius Davis accomplished the feat in 1966, was held to 54 yards on 15 carries.

After being held to one field goal in the first half, Kansas State moved 80 yards on 14 plays on their first possession of the third quarter, scoring on a 7-yard run by Thomas to trim UCLA's lead to 13-9. The conversion failed after a botched snap. Thomas carried eight times for 43 yards on the drive, which consumed nearly eight minutes.

Ryan Doerr pinned the Bruins deep in their territory with a 53-yard punt to the 4 yard line late in the third quarter, and after forcing a punt, the Wildcats got the ball back at the UCLA 41. But Josh Cherry missed a 40-yard field goal in the opening minute of the final period.

The Bruins then moved to the Kansas State 23 before Forbath connected from 40 yards, extending UCLA's lead to 16-9 with 9:55 remaining.

Kansas State moved into UCLA territory following the opening kickoff before Alterraun Verner intercepted a pass by Coffman at the Bruins 36-yard line. Craft's 16-yard completion to Nelson Rosario on a third-and-10 play triggered a 64-yard, 11-play drive that Franklin capped with a 3-yard run to give UCLA a 7-0 lead.

The Wildcats then drove into position for a 26-yard field goal by Cherry to draw within four points.

Craft's 18-yard touchdown pass to Ryan Moya on UCLA's second possession was nullified by an illegal man downfield, forcing the Bruins to settle for a 39-yard field goal by Forbath on the second play of the second quarter. Forbath added a 35-yarder later in the second quarter to make it 13-3, and that's how it stood at halftime.

The Bruins had another potential scoring chance in the second period, but Joshua Moore picked off Craft's long pass at the Kansas State 19-yard line.

GAME 3 • SCORE BY QUARTERS	1	2	3	4	F
Kansas State	3	0	6	0	9
UCLA	7	6	0	10	23

SCORING SUMMARY

FIRST QUARTER

UCLA - Franklin 3 yd run (Forbath kick), 5:16

KS - Cherry 26 yd field goal, 2:03

SECOND QUARTER

UCLA - Forbath 39 yd field goal, 14:51

UCLA - Forbath 35 yd field goal, 5:00

THIRD QUARTER

KS - Thomas 7 yd run (Doerr pass failed), 5:14

FOURTH QUARTER

UCLA - Forbath 40 yd field goal, 9:55

UCLA - Austin 51 yd pass from Craft (Forbath kick), 6:18


TEAM STATISTICS.....	KS	UCLA
FIRST DOWNS	19	16
YARDS RUSHING	69	173
YARDS PASSING	199	186
Comp-Att-Int	21-35-2	13-24-1
TOTAL YARDS	268	359
Fumbles: No-Lost	2-0	1-1
Penalties: No-Yards	4-50	8-80
Punts-Avg	5-40.4	3-46.7
Punt Ret: No-Yds-TD	1-11-0	2-19-0
KO Ret: No-Yds-TD	4-135-0	3-77-0
INT: No-Yds-TD	1-0-0	2-47-0
Fum. Ret: No-Yds-TD	0-0-0	0-0-0
Third-Down	3 of 14	3 of 10
Possession Time	34:03	25:57
Sacks By: No-Yds	0-0	6-55
Field Goals	1-2	3-3

RUSHING: Kansas State - Thomas, Daniel 15-54-1; Valentine, Keithen 1-7-0; Coffman, Carson 20-6-0; Wilson, Braden 1-2-0. **UCLA** - Franklin, Johnathan 23-119-1; Coleman, Derrick 8-46-0; Craft, Kevin 1-1-0.

PASSING: Kansas State - Coffman, Carson 20-34-2 193; Thomas, Daniel 1-1-0 6. **UCLA** - Craft, Kevin 13-24-1 186.

RECEIVING: Kansas State - Banks, Brandon 6-33-0; Thomas, Daniel 4-61-0; Brown, Lamar 4-43-0; Mastrud, Jeron 2-20-0; Vignery, Brice 2-14-0; Smith, Sheldon 1-18-0; Snipes, Attrail 1-6-0; Wilson, Braden 1-4-0. **UCLA** - Rosario, Nelson 3-45-0; Austin, Terrence 2-58-1; Paulsen, Logan 2-23-0; Moya, Ryan 2-22-0; Embree, Taylor 1-17-0; Harkey, Cory 1-10-0; Moline, Chane 1-7-0; Moutra, Antwon 1-4-0.

GAME NO. 4

 TENNESSEE TECH	7
 KANSAS STATE	49

Bill Snyder Family Stadium • Manhattan, Kan.
Sept. 26, 2009 • Attendance: 48,094

MANHATTAN, Kan. - Senior Brandon Banks became the 12th player in NCAA history, including the first Big 12 player, to return two kickoff returns in the same game, as Kansas State rolled past Tennessee Tech, 49-7, on a beautiful Saturday afternoon at Bill Snyder Family Stadium.

Banks, whose 303 all-purpose yards ranks fifth in school history, broke a 7-all tie with a 91-yard kick return with 2:28 remaining in the first quarter then jump-started the second half with a 92-yard return to give the Wildcats a 28-7 lead. Banks also had three receptions for 90 yards, including an electrifying 64-yard reception to set up a 2-yard score by junior running back Daniel Thomas in the second quarter. The last player to achieve the feat of two kickoff returns for touchdowns was UCLA's Brandon Breazell against Northwestern in the Sun Bowl on Dec. 30, 2005.

Banks' banner day overshadowed another fine outing by Thomas, who recorded his third 100-yard rushing game of the season with a career-high 139 yards to go with two touchdowns. Two other rushers - seniors Keithen Valentine (73 yards on 10 carries) and Grant Gregory (58 yards on nine carries) - tallied 50 or more yards to help the Wildcats post their highest rushing total since 2005.

Junior quarterback Carson Coffman was also solid on the day, completing 8-of-9 passes for 131 yards. He also capped K-State's second offensive scoring drive with a 5-yard score in the second quarter.

Backup signal caller Grant Gregory saw his most significant action of the season, playing most of the third and fourth quarters. Gregory was a perfect 2-of-2 passing for 21 yards to go with 58 yards rushing. He scored his first career touchdown as a Wildcat on a one-yard run with 10:50 left in the fourth quarter that capped the scoring. The K-State offense finished with a season-high 49 points, which was four more than it had totaled in its three previous games of the season. The squad also collected season bests for total yards (448) and rushing yards (296).

The defense was again stellar on the afternoon, holding the Golden Eagles to just 107 yards of total offense including negative 19 yards rushing to go with three sacks.

GAME 4 • SCORE BY QUARTERS	1	2	3	4	F
Tennessee Tech	7	0	0	0	7
Kansas State	14	7	21	7	49

SCORING SUMMARY

FIRST QUARTER

KS - Thomas 1 yd run (Cherry kick), 5:35

TNT - Hogue 19 yd pass from Sweeney (Donegan kick), 2:40

KS - Banks 91 yd kickoff return (Cherry kick), 2:28

SECOND QUARTER

KS - Coffman 5 yd run (Cherry kick), 2:34

THIRD QUARTER

KS - Banks 92 yd kickoff return (Cherry kick), 14:46

KS - Thomas 1 yd run (Cherry kick), 11:34

KS - Valentine 15 yd run (Klimek kick), 5:28

FOURTH QUARTER

KS - Gregory 1 yd run (Klimek kick), 10:59

TEAM STATISTICS.....	KS	TTU
FIRST DOWNS	24	9
YARDS RUSHING	295	-19
YARDS PASSING	152	126
Comp-Att-Int	10-11-0	12-19-1
TOTAL YARDS	448	107
Fumbles: No-Lost	1-0	0-0
Penalties: No-Yards	10-96	4-30
Punts-Avg	0-0-0	8-43.5
Punt Ret: No-Yds-TD	5-81-0	0-0-0
KO Ret: No-Yds-TD	2-183-2	6-85-0
INT: No-Yds-TD	1-0-0	0-0-0
Fum. Ret: No-Yds-TD	0-0-0	0-0-0
Third-Down	5 of 10	2 of 11
Possession Time	36:08	23:52
Sacks By: No-Yds	3-33	1-7
Field Goals	0-1	0-0

RUSHING: Kansas State - Thomas, Daniel 26-139-2; Valentine, Keithen 10-73-1; Gregory, Grant 9-58-1; Childs, Jarell 5-26-0; Coffman, Carson 5-5-1; Hilburn, Adrian 1-1-0; Banks, Brandon 1-1-0. **Tennessee Tech** - Wilkerson, Cedric 3-9-0; Gay, Dontey 7-4-0; Ziegler, Zack 1-3-0; Blair, Jimmie 5-2-0; Lamb, Tre 2-1-0; Barnes, Cass 4-5-0; Sweeney, Lee 3-33-0.

PASSING: Kansas State - Coffman, Carson 8-9-0 131; Gregory, Grant 2-2-0 21. **Tennessee Tech** - Sweeney, Lee 11-18-1 121; Lamb, Tre 1-1-0 5.

RECEIVING: Kansas State - Banks, Brandon 3-90-0; Mastrud, Jeron 3-26-0; Tannahill, Travis 1-16-0; Klein, Collin 1-8-0; Wilson, Braden 1-7-0; Smith, Sheldon 1-5-0. **Tennessee Tech** - Benford, Tim 3-19-0; Hogue, Jamere 2-26-1; Robinson, Anton 2-20-0; Watson, Corey 1-27-0; Stevens, Charlie 1-16-0; Garrett Demetrius 1-11-0; Powers, Cory 1-5-0; Wilkerson, Cedric 1-2-0.

GAME NO. 5

 KANSAS STATE	24
 IOWA STATE	23

Arrowhead Stadium • Kansas City, Mo.
Oct. 3, 2009 • Attendance: 40,851

KANSAS CITY, Mo. - Sophomore defensive back Emmanuel Lamur blocked the tying extra-point with 32 seconds remaining to help Kansas State earn its first Big 12 win with a 24-23 victory over Iowa State at Arrowhead Stadium on Saturday afternoon.

Senior quarterback Grant Gregory threw two fourth-quarter touchdowns in his first career start as a Wildcat, completing 16 of 23 passes for 206 yards to go with 29 yards rushing on 14 carries and one touchdown. The go-ahead score came with 5:36 remaining in the game in which Gregory rolled out to avoid the rush before hitting senior wideout Brandon Banks on a 54-yard strike.

Junior running back Daniel Thomas nearly collected his fourth 100-yard game of the season, posting 96 yards on 25 carries. He also had five catches for 38 yards, including a 13-yard catch. Banks, the reigning Big 12 Special Teams of the Week, totaled 164 of all-purpose yards, including four catches for 66 yards and a touchdown and three kickoffs for 67 yards.

The offenses were nearly identical with Iowa State (3-2, 0-1 Big 12) holding a narrow advantage on total yards, 371-360. The Wildcats (3-2, 1-0 Big 12) had 206 yards passing to go with 154 yards on the ground. Once again, K-State held the edge in time of possession (33:33 to 26:27) and converted eight of 16 third-down conversions.

Gregory got the scoring started with a 2-yard run to cap a 13-play, 89-yard drive on its opening possession that consumed seven minutes of the first quarter. Thomas got the ball on the first five possession and totaled 30 yards on seven rushes.

The defense was led by the play of linebacker Alex Hrebec, who had a team-high eight tackles. Defensive back Joshua Moore had 5 1/2 tackles and a break-up, while Jeffrey Fitzgerald totaled five tackles. Linebacker John Houlik posted 4 1/2 tackles and one fumble recovery and defensive back Stephen Harrison had four stops and two pass break-ups.

GAME 5 • SCORE BY QUARTERS	1	2	3	4	F
Kansas State	7	3	0	14	— 24
Iowa State	0	10	7	6	— 23

SCORING SUMMARY

FIRST QUARTER

KS - Gregory 2 yd run (Cherry kick), 5:11

SECOND QUARTER

ISU - Mahoney 32 yd field goal, 9:39

ISU - Catlett 22 yd pass from Arnaud (Mahoney kick), 3:55

KS - Cherry 39 yd field goal, 00:05

THIRD QUARTER

ISU - Arnaud 3 yd run (Mahoney kick), 7:27

FOURTH QUARTER

KS - Brown 16 yd pass from Gregory (Cherry kick), 13:45

KS - Banks 54 yd pass from Gregory (Cherry kick), 5:36

ISU - Williams 23 yd pass from Arnaud (PAT blocked), 00:32

TEAM STATISTICS.....	KS	ISU
FIRST DOWNS	15	20
YARDS RUSHING	154	207
YARDS PASSING	206	134
Comp-Att-Int	16-23-1	13-27-0
TOTAL YARDS	360	371
Fumbles: No-Lost	2-1	2-2
Penalties: No-Yards	6-52	5-65
Punts-Avg	5-40.2	5-43.2
Punt Ret: No-Yds-TD	0-0-0	0-0-0
KO Ret: No-Yds-TD	4-83-0	5-127-0
INT: No-Yds-TD	0-0-0	1--2-0
Fum. Ret: No-Yds-TD	0-0-0	0-0-0
Third-Down	8 of 16	6 of 15
Possession Time	33:33	26:27
Sacks By: No-Yds	0-0	1-11
Field Goals	1-1	1-1

RUSHING: Kansas State - Thomas, Daniel 25-96-0; Gregory, Grant 14-29-1; Banks, Brandon 2-31-0. Iowa State - Arnaud, Austen 16-84-1; Schwartz, Jeremiah 21-76-0; Robinson Alexander 4-47-0.

PASSING: Kansas State - Gregory, Grant 16-23-2 206. Iowa State - Arnaud, Austen 13-27-2 164.

RECEIVING: Kansas State - Thomas, Daniel 5-38-0; Banks, Brandon 4-66-1; Brown, Lamark 3-61-1; Klein, Collin 2-4-0; Snipes, Attrail 1-24-0; Mastrud, Jeron 1-13-0. Iowa State - Williams, Jake 5-61-1; Hamilton, Marquis 3-47-0; Catlett, Derrick 3-46-1; Franklin, Collin 2-10-0

GAME NO. 6

 KANSAS STATE	14
 TEXAS TECH	66

Jones AT&T Stadium • Lubbock, Texas
Oct. 10, 2009 • Attendance: 47,382

LUBBOCK, Texas - Quarterback Steven Sheffield threw for 490 yards and seven touchdown passes in his first career start to help Texas Tech beat Kansas State 66-14 on Saturday night.

Three Red Raiders receivers tallied 90 yards or more. Lewis caught eight passes for 100 yards, Franks had three passes for 99 yards and Swindall got 97 yards on five catches.

Texas Tech's running game kept Kansas State off-balance. Baron Batch rushed for 86 yards on nine carries and Harrison Jeffers got 55 yards on seven carries.

The Wildcats offense was anemic in the first half. They sustained only one drive in the first half, managing four first downs and hanging onto the ball for more than six minutes on their opening possession. Grant Gregory got sacked three times-twice by Brandon Sharpe and once by Ra'Jon Henley-before Carson Coffman replaced him late in the second quarter.

Kansas State's first score came from its defense. Sheffield threw an interception on his first pass of the second half when Wildcats end Jeffrey Fitzgerald stepped in front of a ball meant for Alex Torres and returned it 17 yards to make it 38-7.

It wasn't until quarterback Carson Coffman replaced Gregory that the Wildcats showed some life. He was 11-for-17 and finished with 131 passing yards.

Coffman found some success in the third quarter but it didn't translate into a touchdown. After a 52-yard pass to Daniel Thomas and a 29-yarder to Jeron Mastrud, the Wildcats failed on a fourth-and-5 and gave the ball back to the Red Raiders.

Kansas State scored its second touchdown-and its only offensive one- midway through the fourth quarter when Keithen Valentine ran for an 8-yard touchdown to whittle the margin to 59-14. Valentine rushed for a career-high 96 yards on eight carries.

GAME 6 • SCORE BY QUARTERS	1	2	3	4	F
Kansas State	0	0	7	7	— 14
Texas Tech	14	24	14	14	— 66

SCORING SUMMARY

FIRST QUARTER

TT - Swindall 52 yd pass from Sheffield (Williams kick), 11:31

TT - Torres 6 yd pass from Sheffield (Williams kick), 1:49

SECOND QUARTER

TT - Williams 20 yd field goal, 11:28

TT - Lewis 4 yd pass from Sheffield (Williams kick), 6:49

TT - Franks 72 yd pass from Sheffield (Williams kick), 3:59

TT - Torres 28 yd pass from Sheffield (Williams kick), 0:29

SECOND QUARTER

KS - Fitzgerald 17 yd interception return (Cherry kick), 12:54

TT - Batch 4 yd run (Williams kick), 7:59

TT - Lewis 12 yd pass from Sheffield (Williams kick), 3:52

FOURTH QUARTER

TT - Leong 25 yd pass from Sheffield (Williams kick), 12:34

KS - Valentine 8 yd run (Cherry kick), 7:33

TT - Brinker 7 yd pass from Doege (Williams kick), 4:09

TEAM STATISTICS.....	KS	TT
FIRST DOWNS	10	33
YARDS RUSHING	116	185
YARDS PASSING	168	554
Comp-Att-Int	16-24-0	39-49-1
TOTAL YARDS	284	739
Fumbles: No-Lost	4-2	2-0
Penalties: No-Yards	9-78	8-95
Punts-Avg	7-39.3	1-35.0
Punt Ret: No-Yds-TD	0-0-0	2-3-0
KO Ret: No-Yds-TD	11-184-0	2-49-0
INT: No-Yds-TD	1-71-1	0-0-0
Fum. Ret: No-Yds-TD	0-0-0	0-0-0
Third-Down	3 of 12	5 of 8
Possession Time	28:15	31:45
Sacks By: No-Yds	2-9	4-31
Field Goals	0-0	1-1

RUSHING: Kansas State - Valentine, Keithen 8-96-1; Thomas, Daniel 11-49-0; Coffman, Carson 3--5-0; Gregory, Grant 6--24-0. Texas Tech - Batch, Baron 9-86-1; Jeffers, H 7-55-0; Stephens, Eric 5-34-0; Sheffield, Steven 3-19-0; Boege, Seth 2-9-0.

PASSING: Kansas State - Coffman, Carson 11-16-0 131; Gregory, Grant 5-8-0 37. Texas Tech - Sheffield, Steven 33-41-1 490; Doege, Seth 6-8-0 64.

RECEIVING: Kansas State - Snipes, Attrail 7-82-0; Thomas, Daniel 4-50-0; Mastrud, Jeron 2-6-0; Vignery, Brice 1-13-0; Brown, Lamark 1-12-0; Banks, Brandon 1-5-0. Texas Tech - Lewis, Detron 8-100-2; Jeffers, H. 6-47-0; Swindall, T. 5-97-1; Franks, Jacoby 3-99-1; Zouzaik, A. 3-44-0; Stephens, Eric 3-18-0; Batch, Baron 3-12-0; Leong, Lyle 2-47-1; Britton, Edward 2-44-0; Torres, Alex 2-34-2; Brinker, Brik 1-7-1; James, Adam 1-5-0.

GAME NO. 7

 TEXAS A&M	14
 KANSAS STATE	62

Bill Snyder Family Stadium • Manhattan, Kan.
Oct. 17, 2009 • Attendance: 44,934

MANHATTAN, Kan. - Daniel Thomas ran for four touchdowns in the first half and Brandon Banks returned the second-half kickoff 97 yards for another score, leading Kansas State to an improbable 62-14 rout over Texas A&M Saturday night.

A week after allowing 66 points and more than 700 yards in a disheartening loss to Texas Tech, Kansas State (4-3, 2-1 Big 12) steamrolled Texas A&M on both sides of the ball for its most lopsided conference win since beating Iowa State 58-7 in 2002.

The Wildcats led 38-0 at halftime after Thomas scored on runs of 7, 3, 9 and 17 yards, then scored 21 points over the first 5:12 of the third quarter before Texas A&M (3-3, 0-2) finally started to put points on the board. Keithen Valentine ran for a pair of touchdowns in the second half and Grant Gregory was steady after being replaced by Carson Coffman last week, throwing for 147 yards and a touchdown on 10-of-13 passing.

Kansas State's defense forced five turnovers while holding the Aggies to 70 first-half yards and minus-13 yards rushing overall.

The Wildcats also harassed Jerrod Johnson, the Big 12's total offense leader, with six sacks and three interceptions, ending his Big 12 record at 242 pass attempts without throwing a pick. He finished with 314 yards passing and threw two touchdowns to Uzoma Nwachukwu -- both after Kansas State had built a 59-0 lead. The defensive dominance gave the Wildcats a short field most of the game and they took advantage, scoring on six of seven drives for their most points in a half since scoring 50 against New Mexico State in 2001.

GAME 7 • SCORE BY QUARTERS	1	2	3	4	F
Texas A&M	0	0	14	0	14
Kansas State	17	21	21	3	62

SCORING SUMMARY

FIRST QUARTER

KS - Thomas 7 yd run (Cherry kick), 13:00
KS - Cherry 23 yd field goal, 6:34
KS - Thomas 3 yd run (Cherry kick), 3:34

SECOND QUARTER

KS - Thomas 9 yd run (Cherry kick), 8:19
KS - Thomas 17 yd run (Cherry kick), 1:02
KS - Klein 16 yd pass from Gregory (Cherry kick), 0:10

THIRD QUARTER

KS - Banks 97 yd kickoff return (Cherry kick), 14:46
KS - Valentine 9 yd run (Cherry kick), 13:50
KS - Valentine 20 yd run (Cherry kick), 9:48
TAM - Nwachukwu 66 yd pass from Johnson (Bullock kick), 9:34
TAM - Nwachukwu 23 yd pass from Johnson (Bullock kick), 5:01

FOURTH QUARTER

KS - Klimek 46 yd field goal, 8:07



TEAM STATISTICS	KS	TAM
FIRST DOWNS	24	19
YARDS RUSHING	232	-13
YARDS PASSING	192	314
Comp-Att-Int	15-19-0	21-45-3
TOTAL YARDS	424	424
Fumbles: No-Lost	2-0	3-3
Penalties: No-Yards	7-54	4-46
Punts-Avg	5-40.0	8-37.5
Punt Ret: No-Yds-TD	5-53-0	0-0-0
KO Ret: No-Yds-TD	2-129-1	10-170-0
INT: No-Yds-TD	3-34-0	0-0-0
Fum. Ret: No-Yds-TD	0-0-0	0-0-0
Third-Down	4 of 13	4 of 14
Possession Time	37:08	22:52
Sacks By: No-Yds	6-53	1-7
Field Goals	2-2	0-0

RUSHING: Kansas State - Thomas, Daniel 18-91-4; Valentine, Keithen 10-61-2; Childs, Jarell 8-53-0; Gregory, Grant 9-33-0; Wilson, Braden 2-6-0; Coffman, Carson 4--4-0; Klein, Collin 1--8-0. **Texas A&M** - Michael, Christine 11-22-0; Gray, Cyrus 2-3-0; McCoy, Jamie 1-2-0; Johnson, Jerrod 9--4-0.

PASSING: Kansas State - Gregory, Grant 10-13-0 147; Coffman, Carson 5-6-0 45. **Texas A&M** - Johnson, Jerrod 21-45-3 314.

RECEIVING: Kansas State - Banks, Brandon 6-60-0; Mastrud, Jeron 2-52-0; Klein, Collin 2-21-1; Tannahill, Travis 1-21-0; Wilson, Braden 1-18-0; Snipes, Attrail 1-11-0; Thomas, Daniel 1-7-0; Bachamp, Cole 1-2-0. **Texas A&M** - Morrow, Howard 6-75-0; Nwachukwu, Uzoma 5-136-2; Michael, Christine 4-12-0; McCoy, Jamie 2-27-0; McCoy, Terrence 1-20-0; Jackson, Brandal 1-19-0; Gray, Cyrus 1-15-0; Tannehill, Ryan 1-10-0.

GAME NO. 8

 COLORADO	6
 KANSAS STATE	20

Bill Snyder Family Stadium • Manhattan, Kan.
Oct. 24, 2009 • Attendance: 42,019

MANHATTAN, Kan. - Senior Daniel Thomas ran for 145 yards and a touchdown, and Emmanuel Lamur had two interceptions to lead Big 12 North-leading Kansas State to a 20-6 win over Colorado on Saturday.

Kansas State (5-3, 3-1) is alone atop the Big 12 North after impressive wins over Texas A&M and Colorado. The Wildcats forced four turnovers and held Colorado to 244 total yards for their first 3-1 start in the Big 12 since 2000, during coach Bill Snyder's first tenure.

Colorado (2-5, 1-2) looked nothing like the team that traded big plays with Kansas last week, scoring on its first drive and doing little else to lose its 10th-straight road game. The Buffaloes are 2-17 away from Boulder in coach Dan Hawkins' three-plus seasons.

Kansas State's running game has been a big part of its recent success. The Wildcats have been consistent on the ground all season, ranking third in the Big 12, and even better the past two games, getting 204 yards against Colorado after a 232-yard day against Texas A&M.

Defense, though, has been the biggest difference. Since allowing more than 700 yards and seven touchdowns to Texas Tech, Kansas State has dominated the first half the past two weeks, leading Texas A&M and Colorado by a combined 58-6. The Wildcats have forced 10 turnovers and have had nine sacks the past two games after getting six the first six games.

The Wildcats chased Hansen all over the backfield on nearly every pass play and preventing him from running upfield after numerous escapes. Kansas State sacked Hansen four times and held him to 81 total yards.

GAME 8 • SCORE BY QUARTERS	1	2	3	4	F
Colorado	6	0	0	0	6
Kansas State	3	17	0	0	20

SCORING SUMMARY

FIRST QUARTER

KS - Cherry 25 yd field goal, 10:49
CU - Stewart 2 yd run (Goodman kick failed), 5:39

SECOND QUARTER

KS - Thomas 4 yd run (Cherry kick), 13:19
KS - Cherry 27 yd field goal, 11:24
KS - Gregory 5 yd run (Cherry kick), 1:11

TEAM STATISTICS	KS	CU
FIRST DOWNS	14	15
YARDS RUSHING	204	60
YARDS PASSING	80	184
Comp-Att-Int	9-18-0	17-37-2
TOTAL YARDS	448	107
Fumbles: No-Lost	1-1	3-2
Penalties: No-Yards	9-69	8-69
Punts-Avg	7-33.4	7-37.4
Punt Ret: No-Yds-TD	3-10-0	3--3-0
KO Ret: No-Yds-TD	2-71-0	4-82-0
INT: No-Yds-TD	2-0-0	0-0-0
Fum. Ret: No-Yds-TD	0-0-0	0-0-0
Third-Down	2 of 11	5 of 16
Possession Time	34:17	25:43
Sacks By: No-Yds	4-32	2-17
Field Goals	2-02	0-0

RUSHING: Kansas State - Thomas, Daniel 20-145-1; Gregory, Grant 11-27-1; Valentine, Keithen 6-21-0; Banks, Brandon 2-15-0. **Colorado** - Stewart, Rodney 16-49-1; BiLallo, Matt 1-8-0; Sumler, Demetrius 2-7-0; Hawkins, Cody 1-4-0; Hansen, Tyler 11--8-0.

PASSING: Kansas State - Gregory, Grant 9-18-0 80. **Colorado** - Hawkins, Cody 10-23-2 95; Hansen, Tyler 7-14-0 89.

RECEIVING: Kansas State - Banks, Brandon 3-14-0; Snipes, Attrail 2-33-0; Thomas, Daniel 2-18-0; Mastrud 1-11-0; Wilson, Braden 1-4-0. **Colorado** - McKnight, Scotty 6-61-0; Geer, Riar 3-42-0; Deehan, Ryan 3-18-0; Simas, Markques 2-25-0; Stewart, Rodney 1-17-0; Lockridge, Brian 1-13-0; Ebner, Dustin 1-9-0.

THE LAST TIME...

RUSHING/PASSING/RECEIVING

Two 100-yd rushers	James Johnson (127) and Leon Patton (112) at Missouri, 10/21/06
Two 100-yard receivers	Ernie Pierce (176) and Brandon Banks (145) vs. Oklahoam, 10/25/08
Two 100-yard rushers & 100-yard receiver	Ell Roberson (145 rush)/Darren Sproles (175 rush) & James Terry (116 rec) vs. California, 8/23/03
100-yard rusher & Two 100-yard receivers	James Johnson (129) & Jordy Nelson (125)/Deon Murphy (406) at Nebraska, 11/10/07
100-yard rusher,	James Johnson (129 rush),
100-yard receiver & 300-yard passer	Jordy Nelson (125 rec)/Deon Murphy (106 rec) & Josh Freeman (320 pass) at Nebraska, 11/10/07
300 yards passing & 100 yards rushing	Michael Bishop (341 pass, 101 rush) vs Texas A&M, 12/5/98
QB with 100+ yds passing/rushing	Allen Webb (103 rush/140 pass) at Colorado, 11/13/04

RUSHING

25+ rushing attempts	25, Daniel Thomas vs. Iowa State, 10/3/09
30+ rushing attempts	30, Allan Evridge at Nebraska, 11/12/05
40+ rushing attempts	42, Darren Sproles vs. Western Kentucky, 9/4/04
100+ yards rushing	145, Daniel Thomas vs. Colorado, 10/24/09
150+ yards rushing	172, James Johnson vs. Missouri, 10/17/07
200+ yards rushing	292, Darren Sproles vs. Louisiana-Lafayette, 9/18/04
Consec. 100-yard games	2, Daniel Thomas 104, vs. Massachusetts, 9/5/09; 136 at Louisiana 9/12/09
Consec. 150-yard games	2, Thomas Clayton 177, vs. Florida International, 9/3/05; 152, at Marshall, 9/10/05
Consec. 175-yard games	2, Darren Sproles 273, vs. Missouri, 11/22/2003; 235, vs. Oklahoma, 12/6/03
Consecutive 200-yard games	2, Darren Sproles 273, vs. Missouri, 11/22/2003; 235, vs. Oklahoma, 12/6/03
Consecutive 225-yard games	2, Darren Sproles 273, vs. Missouri, 11/22/2003; 235, vs. Oklahoma, 12/6/03
50-yard+ run	93t, Brandon Banks vs. Missouri, 11/9/08
70-yard+ run	93t, Brandon Banks vs. Missouri, 11/9/08
80-yard+ run	93t, Brandon Banks vs. Missouri, 11/9/08
90-yard+ run	93t, Brandon Banks vs. Missouri, 11/9/08
3+ rushing TDs	4, Daniel Thomas vs. Texas A&M, 10/17/09
4+ rushing TDs	4, Daniel Thomas vs. Texas A&M, 10/17/09
5+ rushing TDs	5, Jonathan Beasley vs. North Texas, 9/23/00

PASSING

30+ attempts	34, Carson Coffman at UCLA, 9/19/09
40+ attempts	51, Josh Freeman vs. Oklahoma, 10/25/08
50+ attempts	51, Josh Freeman vs. Oklahoma, 10/25/08
20+ completions	20, Carson Coffman at UCLA, 9/16/09
25+ completions	29, Josh Freeman vs. Oklahoma, 10/25/08
30+ completions	36, Josh Freeman at Oklahoma State, 10/20/07
3+ TD passes	3, Josh Freeman vs. Oklahoma, 10/25/08
4+ TD passes	4, Ell Roberson vs. Oklahoma, 12/6/03
300+ yards passing	478, Josh Freeman vs. Oklahoma, 10/25/08
400+ yards passing	478, Josh Freeman vs. Oklahoma, 10/25/08
Consecutive 250-yard+ games	3, Josh Freeman 288, vs. Montana State, 9/6/08; 313 at Louisville, 9/17/08; 272 vs. Louisiana, 9/27/08
Consecutive 300-yard games	2, Josh Freeman 347, at Iowa State, 11/3/07; 320, at Nebraska, 11/10/07
50-yard+ completion	52, Carson Coffman to Daniel Thomas at Texas Tech, 10/10/09
70-yard+ completion	77t, Josh Freeman to Brandon Banks vs. Oklahoma, 10/25/08
80-yard+ completion	80t, A. Evridge to J. Nelson at Texas Tech, 10/15/05
90-yard+ completion	97t, M. Bishop to A. Lockett vs. La-Monroe, 9/26/98

RECEIVING

10+ receptions	11, Ernie Pierce vs. Oklahoma, 10/25/08
3+ TD receptions	3, Jordy Nelson at Oklahoma State, 10/20/07
100+ receiving yards	176, Ernie Pierce and 145, Brandon Banks vs. Oklahoma, 10/25/08
125+ receiving yards	176, Ernie Pierce and 145, Brandon Banks vs. Oklahoma, 10/25/08
150+ receiving yards	176, Ernie Pierce vs. Oklahoma, 10/25/08
175+ receiving yards	176, Ernie Pierce vs. Oklahoma, 10/25/08
200+ receiving yards	214, Jordy Nelson at Iowa State, 11/3/07
Consecutive 100-yard games	2, Brandon Banks 153 at Louisville, 9/17/08 and 127 vs. Louisiana, 9/27/08
3+ Consecutive 100-yard games	4, Jordy Nelson 176 at OSU, 10/20/07; 105 vs. BU, 10/27/07; 214 at ISU (11/3/07); 125 at NU, 11/10/07

TEAM

300+ yards rushing	305, vs. North Texas, 9/24/05
400+ yards rushing	415, vs. Nebraska, 11/16/02
Less than 10 yards net rushing	1, vs. Oklahoma, 11/16/04
Negative net rushing	(-12), vs. Texas Tech, 8/31/96
400+ yards passing	481, vs. Montana State, 9/6/08
500+ yards total offense	626, vs. Iowa State, 11/22/08
600+ yards total offense	626, vs. Iowa State, 11/22/08
Consec. gms, 500+ total yards	502, at Iowa State, 11/8/03 561, at Nebraska, 11/15/03
4 consec. gms, 500+ total yards	573, vs. ISU, 10/24/98; 566, at KU, 10/31/98 518, at Baylor, 11/7/98; 512, vs. Nebraska, 11/14/98
<200 yards total offense	182, vs. Kansas, 10/9/05
<100 yards total offense	86, vs. Nebraska 10/5/96
30+ first downs	30, at Texas A&M, 10/11/08
35+ first downs	37, vs. Iowa State, 10/24/98
<10 first downs	8, vs. Nebraska, 10/5/96
40+ points	62, vs. Texas A&M, 10/17/09
50+ points	62, vs. Texas A&M, 10/17/09
60+ points	62, vs. Texas A&M, 10/17/09
70+ points	76, vs. Ball State, 9/16/00
100+ yards in penalties	162 (16 pen.) vs. Missouri State, 9/15/07
5+ fumbles lost	5, vs. Southern California, 9/21/02
Scored a safety	at Louisiana, 9/12/09
Scored two safeties	at Nebraska, 11/12/05
Scored two safeties in a quarter	at Nebraska (third quarter), 11/12/05
Allowed a safety	vs. Texas A&M (punt), 10/22/05
Forced five or more turnovers	6, vs. Texas A&M, 10/17/09
Forced three or more fumbles	3, vs. Texas A&M, 10/17/09
Committed five turnovers	5, at Kansas, 11/1/08
Committed six turnovers	6, at Kansas, 11/18/06
Recovered an on-side kick	Aubrey Quarles at Missouri, 11/9/08
Shutout	vs. Florida Atlantic (45-0), 9/9/06
Shutout on road	at Iowa State (45-0), 11/8/03
Shutout vs. conference opponent	at Iowa State (45-0), 11/8/03
Shutout by, first half	at Kansas, 11/1/08
Shutout by, second half	at Colorado, 10/18/08
Shutout by, game	at Colorado (12-0), 11/19/96
Overtime game	vs. Texas A&M, 12/5/98 (L, 33-36 - 2ot)
Come-from-behind win	vs. Oklahoma State, 10/7/06 (17-27, fourth quarter)

MISCELLANEOUS

300+ yds individual total offense	501, Josh Freeman (478 pass, 23 rush) vs. Oklahoma, 10/25/08
400+ yds individual total offense	501, Josh Freeman (478 pass, 23 rush) vs. Oklahoma, 10/25/08
300+ all-purpose yards	303, Brandon Banks, vs. Tennessee Tech, 9/26/09 (1 rush, 90 receiving, 183 kickoff return, 29 punt return)
6+ TDs responsible for	6, Jonathan Beasley (4 pass, 2 rush) at Oklahoma State, 10/23/99

THE LAST TIME...

4+ TDs scored	4, Daniel Thomas (4 rush) vs. Texas A&M, 10/17/09
3+ field goals	3, Brooks Rossman vs. Baylor, 10/27/07
4+ field goals	4, Brooks Rossman vs. Colorado, 10/13/07
5+ field goals	5, Jamie Rheem vs. Texas, 10/2/99
7+ PATs	8, Josh Cherry vs. Texas A&M, 10/17/09
8+ PATs	8, Josh Cherry vs. Texas A&M, 10/17/09
9+ PATs	9, Brooks Rossman vs. Montana State, 9/6/08
50-yd+ FG	53, Brooks Rossman at Colorado, 10/18/08
60-yd+ FG	65, Martin Gramatica vs. N. Illinois, 9/26/98
15+ tackles	15, Ted Sims at Texas, 10/4/03
5+ tackles for loss	5.0, Ian Campbell vs. Illinois State, 9/2/06
3+ sacks	3.0, Ian Campbell vs. Illinois State, 9/2/06
2+ interceptions	2, Emmanuel Lamur vs. Colorado, 10/24/09
TD on an INT return	Jeffrey Fitzgerald (17 yards) at Texas Tech, 10/10/09
TD on fumble return (def)	Courtney Herndon (43 yards) vs. Montana State, 9/6/08
TD on fumble return (special teams)	Byron Garvin (9 yards) vs. Illinois State, 9/2/06
TD on fumble return (off)	Tony Madison (0 yards) vs. Fresno State, 9/11/04
TD on punt return	Courtney Herndon (10 yards) at Texas A&M, 10/11/08
Consecutive games w/punt return TD	2, Aaron Lockett vs. Louisiana Tech (69 yards), 9/2/2000; vs. Ball State (84 yards), 9/16/00
3 Consec. gms w/punt return TD	3, David Allen vs. Indiana State (63 yards), 9/5/98 vs. Northern Illinois (69 yards), 9/12/98; vs. Texas (93 yards), 9/19/98
TD on kickoff return	Brandon Banks (97 yards) vs. Texas A&M, 10/17/09
2+ TD on kickoff return	Brandon Banks, 2 (91 and 92 yards), vs. Tennessee Tech, 9/26/09
TD on KO return to start game	Justin McKinney (88 yards) vs. Florida Atlantic, 9/9/06
2-point conversion	Josh Freeman, at Louisville, 9/17/08
Blocked field goal	Emmanuel Lamur, vs. Massachusetts, 9/5/09
TD on blocked field goal	Randy Jordan (93 yards) at Baylor, 11/16/02
Blocked punt	Chris Carney, vs. Massachusetts, 9/5/09
TD on blocked punt	Courtney Herndon (10 yards) at Texas A&M, 10/11/08
Blocked extra point	Emmanuel Lamur vs. Iowa State, 10/3/09
Defensive extra point	Terence Newman (90-yd DXP kick return) vs. Southern California, 9/21/02
2+ blocked kicks, game	2, Rashad Washington vs. Colorado, 2 punts, 10/18/03
Largest deficit overcome	21 points (school record - 3 times) vs. Iowa State (7-28, 3rd qtr), 9/25/99; vs. Oklahoma State (0-21, 2nd qtr), 10/23/99; at Missouri (0-21, 2nd qtr), 11/06/04

OPPONENTS

RUSHING

30+ rushing attempts	36, Adrian Peterson (Oklahoma), 10/16/04
100+ yards rushing	119, Johnathan Franklin (UCLA), 9/19/09
150+ yards rushing	181, Jake Sharp (Kansas), 11/1/08
200+ yards rushing	201, Jon Cornish (Kansas), 11/18/06
300+ yards rushing	320, Barry Sanders (Oklahoma State), 10/29/88
Two 100-yard rushers	Victor Anderson (183) / Brock Bolen (106) (Louisville), 9/17/08
60-yard+ run	69t, Tyrell Fenroy (Louisiana), 9/27/08
70-yard+ run	80t, Jerry Babb (Louisiana-Lafayette), 9/18/04
80-yard+ run	80t, Jerry Babb (Louisiana-Lafayette), 9/18/04
85-yard+ run	85t, Chris Brown (Colorado), 10/5/02
90-yard+ run	91, David Thompson (Okla. State), 11/18/95
3+ rushing TDs	4, Jake Sharp (Kansas), 11/1/08

PASSING

40+ attempts	45, Jerrod Johnson (Texas A&M), 10/17/09
60+ attempts	65, Cody Hodges (Texas Tech), 10/15/05
20+ completions	21, Jerrod Johnson (Texas A&M), 10/17/09
25+ completions	33, Steven Sheffield (Texas Tech), 10/10/09
30+ completions	38, Steven Sheffield (Texas Tech), 10/10/09
40+ completions	44, Cody Hodges (Texas Tech), 10/15/05

3+ TD passes	7, Steven Sheffield (Texas Tech), 10/10/09
4+ TD passes	7, Steven Sheffield (Texas Tech), 10/10/09
250+ yards passing	314, Jerrod Johnson (Texas A&M), 10/17/09
300+ yards passing	314, Jerrod Johnson (Texas A&M), 10/17/09
350+ yards passing	490, Steven Sheffield (Texas Tech), 10/10/09

RECEIVING

10+ receptions	12, Ryan Tannehill (Texas A&M), 10/11/08
100+ receiving yards	136, Uzoma Nwachukwu (Texas A&M), 10/17/09
125+ receiving yards	136, Uzoma Nwachukwu (Texas A&M), 10/17/09
150+ receiving yards	210, Ryan Tannehill (Texas A&M), 10/11/08
200+ receiving yards	210, Ryan Tannehill (Texas A&M), 10/11/08
60-yard+ reception	66t, Jerrod Johnson to Uzoma Nwachukwu (Texas A&M), 10/17/09
70-yard+ reception	72t, Steven Sheffield to Jacoby Franks (Texas Tech), 10/10/09
90-yard+ reception	94t, Jeremy Bloom from Robert Hodge (Colorado), 10/5/02
2+ TD catches	2, Uzoma Nwachukwu (Texas A&M), 10/17/09

TEAM

<10 yards net rushing	minus 13, Texas A&M, 10/17/09
<20 yards net rushing	minus 13, Texas A&M, 10/17/09
<50 yards net rushing	minus 13, Texas A&M, 10/17/09
300+ yards rushing	340, Nebraska, 11/15/08
400+ yards rushing	518, Colorado, 11/18/89
500+ yards rushing	518, Colorado, 11/18/89
700+ yards rushing	768, Oklahoma, 10/15/88
<10 yards net passing	5, Ball State, 9/16/00
300+ yards passing	314, Texas A&M, 10/17/09
350+ yards passing	554, Texas Tech, 10/10/09
500+ yards total offense	739, Texas Tech (554 pass, 185 run), 10/10/09
400+ yards total offense	739, Texas Tech (554 pass, 185 run), 10/10/09
<200 yards total offense	107, Tennessee Tech (-19 rush, 126 pass), 9/26/09
<150 yards total offense	107, Tennessee Tech (-19 rush, 126 pass), 9/26/09
<100 yards total offense	53, Ball State (46 rush, 5 pass), 9/16/00
30+ first downs	33, Texas Tech (11r, 21p, 1pn), 10/10/09
<10 first downs	8, Marshall (3r, 3p, 2pn), 9/16/06
<5 first downs	4, North Texas (3r, 0p, 1pn), 9/23/00
40+ points	66, Texas Tech, 10/10/09
50+ points	66, Texas Tech, 10/10/09
60+ points	66, Texas Tech, 10/10/09
70+ points	73, Nebraska, 11/10/07
100 yards in penalties	103, Baylor, 10/27/07
Blocked punt	Massachusetts, 9/5/09
Blocked extra point	Missouri, 11/17/07
Blocked field goal	Louisville, 9/23/06
TD on interception return	Anthony Webb (Kansas), 42 yds, 11/18/06
TD on punt return	D.J. Adeoba (Massachusetts), 26 yds, 9/5/09
TD on kickoff return	Jeremy Maclin, Missouri, 99 yds, 11/17/07
TD on fumble return	Antonio Coleman (Auburn), 34 yds, 9/1/07
TD on blocked punt	D.J. Adeoba (Massachusetts), 26 yds, 9/5/09
2-point conversion	Dahrran Diedrick run (Nebraska), 11/10/01
Defensive extra-point	Darrent Williams (85-yd DXP kick return), Okla. State, 10/12/02