

K-STATE

2008 FOOTBALL GAME NOTES

KANSAS STATE SPORTS INFORMATION
785.532.6735 (Phone) 785.532.6093 (Fax)

Kenny Lannou
785.587.7867 (C)
klannou@ksu.edu

Ryan Lackey
785.587.7865 (C)
rlackey@ksu.edu

KANSAS STATE SCHEDULE/RESULTS

AUGUST

30 NORTH TEXASW, 45-6

SEPTEMBER

6 MONTANA STATE (FCS)W, 69-10

17 at Louisville (ESPN2)L, 29-38

27 LOUISIANAW, 45-37

OCTOBER

4 #7 TEXAS TECH* (ABC).....L, 28-58

11 at Texas A&M*W, 44-30

18 at Colorado* (FSN)L, 13-14

25 #4 OKLAHOMA* (HC) (FSN)11:40 a.m.

NOVEMBER

1 at Kansas*TBA

8 at Missouri*TBA

15 NEBRASKA*TBA

22 IOWA STATE*TBA

Home games in **BOLD**
All times Central

* Big 12 Conference game
(HC) Homecoming



KANSAS STATE WILDCATS

2008 Record: 4-3, 1-2 Big 12
Ranking (AP/Coaches): N/A
Last Game: Oct. 18, 2008
lost to Colorado, 14-13
Coach: Ron Prince
Career Record: 16-16
vs. OU: First Meeting

STATISTICAL LEADERS

Rushing: Josh Freeman
54-263-13
Passing: Josh Freeman
131-210-1,746-12-2
Receiving: Brandon Banks
34-668-6



OKLAHOMA SOONERS

2008 Record: 6-1, 2-1 Big 12
Ranking (AP/Coaches): 4/5
Last Game: Oct. 18, 2008
defeated Kansas, 45-31
Coach: Bob Stoops
Career Record: 103-23
vs. KSU: 5-1

STATISTICAL LEADERS

Rushing: DeMarco Murray
108-520-7
Passing: Sam Bradford
170-238-2,520-26-5
Receiving: Juaquin Iglesias
42-684-5

GAME INFORMATION

Date: Saturday, October 25, 2008
Kickoff: 11:40 a.m. (CT)
Location: Manhattan, Kan.
Stadium: Bill Snyder Family Stadium (50,000)
Promotion: 2008 Homecoming: Hard Rock K-State
Series: OU leads, 68-17-4
Television: FSN National
Bill Land (Play-by-Play)
Dave Lapham (Analyst)
Jim Knox (Sideline Reporter)
Radio: K-State Sports Network; Yahoo! Radio;
SIRIUS Satellite Radio Ch. 122
Wyatt Thompson (Play-by-Play)
Stan Weber (Analyst)
Matt Walters (Sideline Reporter)
Tickets: 1-800-221-CATS

KANSAS STATE COACHES

Ron Prince (SL)Head Coach
Dave Brock (PB)Offensive Coordinator/WR
Tim Tibesar (SL)Defensive Coordinator/DB
Tim McCarty (PB)Assistant Head Coach/OL
Cornell Jackson (PB)Linebackers
Mo Latimore (SL)Defensive Line
Frank Leonard (SL)Tight Ends
Ricky Rahne (SL)Running Backs
Jeff Rodgers (SL)Special Teams Coordinator
Warren Ruggiero (SL)Quarterbacks

Game Location: (PB) - Press Box (SL) - Sideline

KANSAS STATE WEEKLY SCHEDULE

MONDAY, OCTOBER 20

10:30 a.m.Ron Prince on Big 12 Teleconference

MONDAY, OCTOBER 20

Weekly Press Conference

12:30 p.m.Ron Prince

1 p.m.Lunch

1:30 p.m.-2:15 p.m.Player Interviews

TUESDAY, OCTOBER 21

7 p.m.Post-practice Interviews

WEDNESDAY, OCTOBER 22

12 p.m.Ron Prince (out of town media)

SATURDAY, OCTOBER 25

11:30 a.m.Oklahoma at K-State (FSN)

CATS HOST NO. 4 SOONERS ON HOMECOMING WEEKEND

K-STATE AND OKLAHOMA SET TO HOOK UP IN FSN NATIONALLY-TELEVISED CONTEST

Coming off a hard-fought 14-13 loss at Colorado, Kansas State will look to get back on track this weekend as No. 4 Oklahoma visits Bill Snyder Family Stadium for the Wildcats' 2008 homecoming contest. The game will mark the second time this season and the fifth time since 2006 that the Wildcats will face a Top 10 team at home. The 2006 Texas game, the last Wildcat home win over a Top 10 opponent, was the last time that a team ranked as high as No. 4 in the nation visited Manhattan, while the Sooners' last trip to K-State in 2005, a 31-21 Oklahoma win, saw them bring a No. 2 national ranking into the contest.

The game will be televised live on FSN and will also air across the Kansas State Sports Network, online at k-statesports.com and on SIRIUS satellite radio (channel 122).

A QUICK LOOK AT THE WILDCATS

Kansas State, in last weekend's one-point loss to Colorado, got a solid performance from its defense as it held Colorado to just 14 points, which included keeping the Buffs off the scoreboard for the entire second half. The last time K-State held a Big 12 opponent scoreless in a half was the 2006 Colorado game in Boulder when it did so in the first half, while the last time it pitched a second-half shutout in a conference game was the 2005 Kansas game.

The Wildcats threatened on offense in each of their first three drives but only came away with six total points, while they also closed the game with two potential game-winning drives, one of which ended on a fumble and the other on downs.

The K-State defense turned in arguably its best performance of the season at Colorado as it held the Buffaloes to 14 total points while collecting a season-high 10 tackles for loss, including 2.0 more for freshman and Big 12 TFL leader Brandon Harold. Joshua Moore has turned in two impressive outings in as many weeks as the sophomore has collected 22 tackles in his last two games, including a career-high 13 last week, with a fumble recovery, one interception and three pass breakups.

Quarterback Josh Freeman, who is just one TD pass and 15 pass attempts shy of tying the school career records in each category, has also been a force running the ball as the junior has 13 rushing TD's, which leads the Big 12, and has accounted for 25 total scores on the season. Freeman needs just five more rushing touchdowns to pass Jonathan Beasley for the most rushing scores by a quarterback in a single season.

K-State has continued its national dominance on special teams as the Cats have blocked a nation-leading seven total kicks (four punts, two extra points, and a field goal) this season, including Ian Campbell's block at Colorado which was the first of an opponent's field goal since the 2005 Kansas game. The Cats also lead the nation with five touchdowns on punt returns and claim exactly one-half of the 10 total punt return scores in the entire Big 12 Conference this season. K-State also has collected a nation-leading 22 non-offensive touchdowns since 2006, and a total of 66 since 1999, a number that is second nationally behind Virginia Tech's 70.



HEAD COACH
RON PRINCE



KANSAS STATE

Year at K-State: Third (16-16 record)

PERSONAL

Date of Birth: Sept. 18, 1969
Hometown: Junction City, Kan.
Spouse: Married to the former Zoé Ahern
Children: Deuce, James, Grace and John

EDUCATION

Graduated from Junction City High School in 1988
Attended Dodge City Community College
Received bachelor's in history from Appalachian State in 1992

PLAYING EXPERIENCE

Offensive lineman at Dodge City Community College (1988-89) and Appalachian State (1990-91)

COLLEGE COACHING EXPERIENCE

Dodge City CC, 1992 - volunteer assist. coach (OT/TE)
Alabama A&M, 1993 - assistant coach (OL/TE)
South Carolina State, 1994 - assistant coach (OL)
James Madison, 1995-97 - assistant coach (OL)
Cornell, 1998 - assistant coach (OL)
Cornell, 1999-2000 - assistant coach/run game coord. (OL)
Virginia, 2001-2002 - assistant coach (OL)
Virginia, 2003-2005 - offensive coordinator (OL)
Kansas State, 2006-2008 - head coach

2008 FOOTBALL
PROMOTIONAL SCHEDULE



OKLAHOMA

Ticket Promo:TBA
Game Promotion:Homecoming
RecognitionsEquestrian team (end of 1st)
.....Homecoming (Halftime)

NEBRASKA

Ticket Promo:TBA
Game Promotion:TBA
RecognitionsTBA

IOWA STATE

Ticket Promo:\$99 - Family 4 Pack
Game Promotion:Senior Day
RecognitionsTBA (end of 1st)
.....Band Seniors (Halftime)

Kenny Lannou klannou@ksu.edu		WEEK 9 vs OKLAHOMA				Ryan Lackey rlackey@ksu.edu	
Monday 20	Tuesday 21	Wednesday 22	Thursday 23	Friday 24	Saturday 25	Sunday 26	
Big 12 Teleconference 10:30 - Ron Prince Media Luncheon 12:30 - Ron Prince 1:30 - Players Satellite Feed 3:30 - 3:45 p.m. AMC 15 - K02 analog 105 degrees West 11740.0 MHz Horizontal	Players available for interviews after practice (7 p.m.)	Coach Prince out of town media availability (via telephone) 12 - 1 p.m.	No media availability	No media availability	Game 8 Oklahoma at K-State Bill Snyder Family Stadium Manhattan, Kan. FSN - National	No media availability Kansas State Game Notes K-State game notes for the Kansas game will be available Sunday evening.	

A LOOK AT THE OPPOSITION

Kansas State welcomes No. 4 Oklahoma to Manhattan this weekend as the Sooners will bring a 6-1 record in the contest. Oklahoma is coming off a 45-31 win over Kansas this past weekend and will bring one of the nation's most efficient offenses into Bill Snyder Family Stadium.

The Sooners are led by quarterback Sam Bradford, who has thrown for 2,520 yards and 26 touchdowns in seven games and is the most efficient quarterback in the league and second nationally with a 192.22 rating. DeMarco Murray leads the rushing attack with 520 yards and seven scores while Juaquin Iglesias is the team's leading receiver with 42 catches for 684 yards and five scores. Five different Sooner receivers have caught multiple touchdowns passes this season.

Defensively, Oklahoma is limiting its opponents to 111 yards rushing a game, while ranking second nationally in sacks at 3.7 a game and fifth in tackles for loss with 8.4 per contest. Linebacker Travis Lewis leads the squad with 69 total tackles, while nine different defenders have combined for 26 sacks on the season and 17 with one or more tackles for loss (six Sooners have collected 5.0 or more tackles for loss).

HARD ROCK K-STATE: HOMECOMING 2008

Kansas State will be a virtual bevy of activity this week as alumni from around the globe return to Manhattan for Kansas State's annual Homecoming. Saturday's football game vs. Oklahoma will certainly serve as the centerpiece of the week-long celebration, however there are plenty of other activities on tap.

Among the events scheduled are the All-University Homecoming Philanthropy 5K Race (10 a.m. Sunday), Pant the Chant (8 p.m. Monday in Bramlage Coliseum), Paint the 'Ville (10 a.m. to 5 p.m. Tuesday in Aggieville), Wildcat Request Live lip sync competition (8 p.m. Wednesday at Bramlage Coliseum), Children's Carnival (6 p.m. Thursday at the K-State Union), Homecoming Parade and Pep Rally (5 p.m. Friday in Aggieville) and the annual Tailgate Competition (pregame Saturday at Bill Snyder Family Stadium). For information regarding Homecoming week activities and events, please visit the K-State Alumni Association website at www.k-state.com.

KANSAS STATE vs. OKLAHOMA • TEAM COMPARISONS

KANSAS STATE (4-3/1-2 Big 12 North)				OKLAHOMA (6-1, 2-1 Big 12 South)			
Team Statistics	KS	OPP		Team Statistics	OU	OPP	
Points/Game	39.0	27.6		Points/Game	46.9	20.7	
First Downs	156	167		First Downs	190	125	
Rushing/Game	144.3	190.6		Rushing/Game	164.1	111.6	
Passing/Game	264.1	238.7		Passing/Game	380.0	204.1	
Total Offense/Game	408.4	429.3		Total Offense/Game	544.1	315.7	
Fumbles-Lost	13-8	11-4		Fumbles-Lost	8-0	16-5	
Pen.-Yds/Game	38-45.4	53-58.9		Pen.-Yds/Game	50-66.1	46-44.7	
Time of Possession	27:14	32:46		Time of Possession	30:13	29:47	

INDIVIDUAL LEADERS					
RUSHING	Att	Net	Avg	TD	YPG
Freeman	54	263	4.9	13	37.6
Dold	53	249	4.7	2	41.5

PASSING					
A-C-I	Pct.	TD	YPG		
Freeman	210-131-2	62.4	12	249.4	

RECEIVING					
Rec	Yds	Avg	TD	YPG	
Banks	34	668	19.6	6	95.4
Quarles	30	333	11.1	1	47.6

DEFENSE					
U-A-TT	TFL	Int.	FF	FF-FR	
J. Moore	34-14-48	0.0	1	0-1	
Pomele	30-16-46	5.5	0	2-2	

INDIVIDUAL LEADERS					
RUSHING	Att	Net	Avg	TD	YPG
Murray	108	520	4.8	7	74.3
Brown	86	434	5.0	7	62.0

PASSING					
A-C-I	Pct.	TD	YPG		
Bradford	238-170-5	71.4	26	360.0	

RECEIVING					
Rec	Yds	Avg	TD	YPG	
Iglesias	42	684	16.3	5	97.7
Johnson	33	574	17.4	8	82.0

DEFENSE					
U-A-TT	TFL	Int.	FF	FF-FR	
Lewis	37-32-69	6.5	1	0-0	
Clayton	32-16-48	7.0	0	3-0	

NCAA TEAM RANKINGS		
Category	KS	OU
Rushing Offense	62	49
Passing Offense	20	3
Total Offense	34	4
Scoring Offense	13	3
Rushing Defense	100	32
Pass Efficiency Defense	87	24
Total Defense	105	34
Scoring Defense	81	42
Net Punting	77	89
Punt Returns	30	73
Kickoff Returns	56	21
Turnover Margin	82	27
Pass Defense	93	61
Passing Efficiency	30	4

DID YOU KNOW, K-STATE...

- Led the Big 12 Conference in 2007 and 2008 in federal graduation rate for all sports at 75-percent.
- Was first in the Big 12 Conference in 2008 with a 67-percent graduation rate for football.
- Ranked 10th nationally in graduating African-American football players in a recent survey by *Diverse* magazine.
- Was the only school in the nation in 2007-08 to have a Consensus All-American in both football and men's basketball.

HOMECOMING HISTORY

Kansas State will look for its third straight win in Homecoming games when the Wildcats take on Oklahoma Saturday afternoon at Bill Snyder Family Stadium. **K-State's win over Baylor on homecoming last season made it two in a row under Ron Prince with the alumni back in town.** Prior to being knocked off by the Red Raiders in 2004, which was the first of two straight homecoming losses, the Wildcats had won 14-straight games on Homecoming weekend between 1990 and 2003. **K-State's win over Iowa State in 2006 and last season's quick work of Baylor moved the Cats to 16-2 in their last 18 homecoming games.** Including K-State's first Homecoming game in 1915, the Wildcats are 29-58-5 with the alumni back on campus.

K-STATE HOMECOMING*

10/24/98	Iowa State	W, 52-7
10/30/99	Baylor	W, 48-7
10/21/00	Texas Tech	W, 28-23
10/27/01	Kansas	W, 40-6
11/9/02	Iowa State	W, 58-7
11/1/03	Baylor	W, 38-10
10/30/04	Texas Tech	L, 25-35
10/29/05	Colorado	L, 20-23
10/28/06	Iowa State	W, 31-10
10/27/07	Baylor	W, 51-13
*Last 10		

WILDCATS AND SOONERS

Kansas State and Oklahoma will meet for the 90th time overall this Saturday at Bill Snyder Family Stadium. The Sooners hold a 68-17-4 advantage in the series, while Oklahoma is 5-3 against K-State since the formation of the Big 12 Conference. **Dating back to 1993, the Wildcats hold a 6-5 advantage in the series, which includes five straight wins from 1993-1997.** The lone other K-State victory since then was the 2003 Big 12 Championship, a 35-7 Wildcat win over the then-No.1-ranked Sooners.

KSU-OU SERIES

All-time	OU leads, 68-17-4
In Manhattan	OU leads, 33-10-1
In Norman	OU leads, 34-6-3
Since 1996	OU leads, 5-3

DEFENSE TAKES A STAND

Kansas State played arguably its best game of the season on defense last weekend at Colorado, holding the Buffaloes to 14 points, including none in the second half. **The one-point loss was rare for a Wildcat defense when holding its opponent in check on the scoreboard as it was just the team's fourth loss out of 102 games since 1990 when limiting an opponent to 15 points or less.**

HOME FIELD ADVANTAGE

Few teams in college football have taken care of their home field as well as the Wildcats since the start of the 1990 season. **Over the past 18 years, K-State is an amazing 100-21-1 (.824) when playing at Bill Snyder Family Stadium, including a 48-15-1 mark (.758) in league games (combined Big 8/Big 12).** So far in 2008, the Wildcats are 3-1 at home.

LEADING AT THE BREAK

There's no better indicator of a Wildcat victory than when K-State leads or is tied at the half. **Under Ron Prince, K-State has led at the break in all 16 of its wins and trailed at the half in 14 of 16 losses.** Since 1990, the Cats have protected a halftime lead 96-percent of the time, going 132-5 when leading at halftime.

DRAWING FIRST BLOOD

Scoring first has also been a sign of good things to come for the Wildcats. Kansas State opened the game's scoring in 10 of 12 contests last season and has continued that trend through seven games in 2008 by scoring first in 5-of-7 contests. Since 1990, K-State's record when scoring first is even more dramatic as **the Wildcats have gone 117-20 (85-percent) when drawing first blood.**

QUICK DRAW

The Wildcat offense has shown the ability to sustain long scoring drives as well as the ability to strike quick and get into the endzone this season. Kansas State has **tallied 13 touchdown scoring drives of 2:00 or less through seven games, a number that ranks 10th nationally, and also has collected 11 touchdown drives that have taken five or less plays, which ranks 15th nationally this season.**

BIG 12 FOOTBALL STANDINGS

NORTH DIVISION	B12	Overall
Kansas	2-1	5-2
Missouri	1-2	5-2
Kansas State	1-2	4-3
Colorado	1-2	4-3
Nebraska	1-2	4-3
Iowa State	0-3	2-5

SOUTH DIVISION	B12	Overall
Texas	3-0	7-0
Oklahoma State	3-0	7-0
Texas Tech	3-0	7-0
Oklahoma	2-1	6-1
Baylor	1-2	3-4
Texas A&M	0-3	2-5

UPCOMING BIG 12 SCHEDULE

SATURDAY, OCT. 25

Baylor at Nebraska (VERSUS)
 Colorado at Missouri (FSN)
 Texas A&M at Iowa State (FCS)
 Texas Tech at Kansas (ESPN)
 Oklahoma at Kansas State (FSN)
 Oklahoma State at Texas (ABC)

SATURDAY, NOV. 1

Missouri at Baylor
 Colorado at Texas A&M
 Iowa State at Oklahoma State
 Kansas State at Kansas
 Nebraska at Oklahoma
 Texas at Texas Tech

SATURDAY, NOV. 8

Baylor at Texas
 Iowa State at Colorado
 Kansas at Nebraska
 Kansas State at Missouri
 Oklahoma at Texas A&M
 Oklahoma State at Texas Tech

SATURDAY, NOV. 15

Texas A&M at Baylor
 Oklahoma State at Colorado
 Missouri at Iowa State
 Texas at Kansas
 Nebraska at Kansas State

WEEKLY BIG 12 TELECONFERENCE SCHEDULE

10:00 a.m. - Mark Mangino, Kansas
 10:10 a.m. - Bob Stoops, Oklahoma
 10:20 a.m. - Mike Gundy, Oklahoma State
 10:30 a.m. - Ron Prince, Kansas State
 10:40 a.m. - Gary Pinkel, Missouri
 10:50 a.m. - Mike Leach, Texas Tech
 11:00 a.m. - Art Briles, Baylor
 11:10 a.m. - Gene Chizik, Iowa State
 11:20 a.m. - Mack Brown, Texas
 11:30 a.m. - Mike Sherman, Texas A&M
 11:40 a.m. - Dan Hawkins, Colorado
 11:50 a.m. - Bo Pelini, Nebraska



NATIONAL RANKINGS

Associated Press Top 25 (Week 8)

1. Texas (65)	7-0	1,625
2. Alabama	7-0	1,543
3. Penn State	8-0	1,506
4. Oklahoma	6-1	1,358
5. Florida	5-1	1,307
6. USC	5-1	1,292
7. Oklahoma State	7-0	1,252
8. Texas Tech	7-0	1,194
9. Georgia	6-1	1,117
10. Ohio State	7-1	1,053
11. LSU	5-1	987
12. Utah	8-0	943
13. Boise State	6-0	849
14. South Florida	6-1	674
15. TCU	7-1	643
16. Missouri	5-2	568
17. Pittsburgh	5-1	540
18. Brigham Young	6-1	412
19. Kansas	5-2	364
20. Ball State	7-0	357
21. Georgia Tech	6-1	338
22. Tulsa	7-0	321
23. Boston College	5-1	281
24. Florida State	5-1	190
25. Minnesota	6-1	149

OTHER BIG 12 RECEIVING VOTES:

None.

USA Today Coaches' Poll (Week 8)

1. Texas (58)	7-0	1,522
2. Alabama (1)	7-0	1,436
3. Penn State (2)	8-0	1,413
4. USC	5-1	1,264
5. Oklahoma	6-1	1,218
6. Texas Tech	7-0	1,210
7. Florida	5-1	1,184
8. Oklahoma State	7-0	1,083
9. Georgia	6-1	1,067
10. Ohio State	7-1	995
11. LSU	5-1	903
12. Utah	8-0	891
13. Boise State	6-0	786
14. South Florida	6-1	643
15. TCU	7-1	582
16. Missouri	5-2	551
17. Brigham Young	6-1	464
18. Kansas	5-2	342
19. Tulsa	7-0	328
20. Pittsburgh	5-1	292
21. Georgia Tech	6-1	282
22. Ball State	7-0	274
23. Florida State	5-1	258
24. Northwestern	6-1	177
25. Minnesota	6-1	165

OTHER BIG 12 RECEIVING VOTES:

Colorado 1.

THE LAST TIME KANSAS STATE...

Was Ranked: Oct. 14, 2007 24 (AP)

Received Votes in AP Poll: Oct. 28, 2007

Received Votes in Coaches Poll: Oct. 28, 2007

GO-TO GUYS

Kansas State has been one of the Big 12's best this season at converting on third down and several Wildcats have stepped up to be the go-to player when it counts. Brandon Banks, Aubrey Quarles and Josh Freeman have been the most frequent players to take control when a first down is needed. **Banks (25), Freeman (24) and Quarles (21) have each recorded at least 20 first downs this season. In regards to converting on third down, Freeman has called his number and converted on 14 third downs, which represents 58-percent of his total first downs obtained, while Banks has converted on seven third downs, which is 28-percent of his first downs obtained. Freeman's 14 third down conversions leads the team and comprises 35-percent of the Wildcats' third down conversions.**

THIRD DOWN CONVERTERS

Josh Freeman	14
Brandon Banks	7
Deon Murphy	4
Jeron Mastrud	3

THREE AND OUT

The Wildcat defense has forced three and outs a total of 18 times this season, including six against North Texas, five versus Montana State and three at Louisville. On the flip side, prior to the Colorado game, the Wildcat offense had gone three and out just six times (6-of-71 drives), a number that was third-best nationally. But, of the nine total three-and-outs this season, eight have come in the Cats' three losses to Louisville, Texas Tech and Colorado.

CATS NOW OWN NATION'S 11TH-LONGEST SCORING STREAK

Kansas State extended one of the nation's longest scoring streaks against Colorado last weekend. **The Wildcats have now tallied points in 147 consecutive games.** The 147-game stretch is a school record and the 11th longest streak in the nation as the Wildcats have not been kept off the scoreboard since Colorado blanked K-State, 12-0, in 1996.

In the Big 12, only Colorado (242 games) and Nebraska (151 games) own longer streaks than the Wildcats.

BLOCK PARTY

Kansas State's play on special teams has been unparalleled since 1990 and has continued under head coach Ron Prince. In the area of blocked kicks, Kansas State has the third-most blocks in the nation since 2002 with 32, which includes a nation-leading seven total blocks this season (four punts, two extra points and a field goal).

Also, Kansas State has amassed 48 total blocked kicks since 1996 and currently ranks second among Big 12 schools in total blocks in the 12-plus year history of the league.

MOST BLOCKS SINCE 2002

Fresno State	42
Texas	39
Kansas State	32
Louisiana	32
Virginia Tech	32

SPECIAL CATS

Head coach Ron Prince has placed a large emphasis on special teams at Kansas State and it has proven to be a key weapon for the Wildcats. **K-State, which led the nation in kickoff returns in 2006 and punt returns in 2007, has scored five special teams touchdowns in 2008 and has pushed across the goal line 18 times on special teams under Prince.**

Since 1990, Kansas State is 40-12 when scoring on special teams and 16-0 when scoring on special teams and on defense.

And, in non-offensive touchdowns, the Wildcats have ranked among the nation's best over the past eight seasons. Since 1999, the Wildcats rank second nationally in non-offensive touchdowns with 66, behind only Virginia Tech (70), and have collected 22 non-offensive scores under Prince, which are the most of any school in the country since 2006. Also, K-State has scored non-offensive touchdowns in 10 of Prince's 16 wins as head coach of the Wildcats.

NON-OFFENSIVE TD'S SINCE '06

Kansas State	22
Virginia Tech	17
Texas	15
Fresno State	11

Kansas State leads the nation this season in blocked punts and punt returns for touchdowns as the Wildcats have blocked a total of four punts, all of which have gone for touchdowns. And in the Big 12 Conference this season, there have been a total of 10 punt return touchdowns, five of which belong to the Wildcats.

KICKOFF RETURN SHORTAGE

After surrendering 21.5 yards per kickoff return in 2007, head coach Ron Prince has placed extra emphasis on that area in 2008. So far this season, the Wildcats are ranked first in the Big 12 and third nationally in kickoff return defense, surrendering just 16.2 yards per return. The longest return given up to date this season is 31 yards to Texas A&M last weekend.

Also, the Wildcats have also collected 15 touchbacks this season from place-kicker Brooks Rossman, which are the 10th-most in the nation.

GOING FOR THE GREATEST

In just over two full seasons as Kansas State's starting quarterback, Josh Freeman is on the verge of claiming the title as the greatest in school history as he is just 16 attempts and two passing touchdowns away from holding the school's four major career passing marks. Freeman has already broken the career completions and yardage records and continues to build on those records. Below is a list of the career marks and where Freeman ranks on those lists:

ATTEMPTS

1. Lynn Dickey	1968-70	994
2. Josh Freeman	2006-08	979

COMPLETIONS

1. Josh Freeman	2006-08	587
2. Lynn Dickey	1968-70	501

YARDAGE

1. Josh Freeman	2006-08	6,879
2. Lynn Dickey	1968-70	6,208
3. Chad May	1993-94	5,253

TOUCHDOWNS

1. Eli Roberson	2000-03	37
2. Michael Bishop	1997-98	36
Josh Freeman	2006-08	36

BY AIR...

Quarterback Josh Freeman has accounted for 25 TD's thus far in 2008, 12 of which have come through the air. In the season opener against North Texas, Freeman tied a career high with five touchdowns accounted for and duplicated that mark against Louisiana. The junior gunslinger is currently seventh in the nation and fourth in the Big 12 in points responsible for (21.71/game).

Freeman, who has 12 passing touchdown this season, now has 36 in his career and is just one TD strike away from tying the Kansas State career record. Two weeks against Texas A&M, Freeman did not throw for a score for the first time since the 2007 season opener at Auburn (16 games) and was also held without a TD throw last week at Colorado. However, he did improve his current streak without an interception against the Buffs, now at 143.

...OR BY GROUND

Josh Freeman has also shown the ability to use his feet to get into the end zone. **Two weeks ago at Texas A&M, Freeman ran for a career- and Big 12-best four touchdowns. His four scores were tied for the second most in a single game in school history.** Freeman added another rushing score last week against Colorado, brining his season total to 13. **Freeman currently ranks fifth in K-State history among quarterbacks in rushing touchdowns.**

The record for rushing scores by a K-State quarterback in a single season is 17 by Jonathan Beasley in 2000. Furthermore, Freeman has accounted for 24 first downs on the ground this year.

1. Jonathan Beasley (2000)	17
2. Eli Roberson (2002)	16
3. Eli Roberson (2003)	15
4. Michael Bishop (1998)	14
5. Josh Freeman (2008)	13

THE 20/20 CLUB

With quarterback Josh Freeman's added rushing dimension to his game in 2008, the Grandview, Mo., product has recorded 13 rushing touchdown this season, and is second in the Big 12 in scoring, but first in the league in conference games. With his 13 rushing touchdowns and 12 passing touchdowns, **Freeman is on pace to become just the second player in NCAA history to rush and pass for at least 20 touchdowns.** Florida's Tim Tebow, who won the 2007 Heisman Trophy, was the first to accomplish the feat as he threw for 32 scores and ran for another 23. Freeman is currently on pace to record 22 touchdowns on the ground and throw for another 21 scores.

Furthermore, **Freeman is one of just two QB's in the nation with at least 10 rushing and passing touchdowns.** Colin Kaepernick of Nevada has 11 rushing and 10 passing touchdowns.

HEAVY WORKLOAD

A pair of first-year running backs, sophomore Lamark Brown and true freshman Logan Dold, have each carried the load in K-State's rushing attack this season. Brown, a former wide receiver who made a quick change in positions after the Louisville game, rushed 29 times for 137 yards and one score in his first start against Louisiana. **His 29 carries are the second most in the Big 12 this season and the most by a K-State running back since Darren Sproles rushed 38 times against Louisiana on Sept. 18, 2004.**

Dold, who started in Brown's absence at Texas A&M, became the first true freshman to start at running back since Leon Patton in 2006 and did not disappoint. The Garden Plain, Kan., product carried 21 times for 115 yards and one score. A downhill runner, Dold has been tackled behind the line just twice this season, each for a one-yard loss.

BANKING ON IT

Junior Brandon Banks has asserted himself as the go-to guy this season. **The 5-7, 142-pound receiver is 17th in the nation and sixth in the Big 12 in receiving yards per game (95.4).** The Garner, N.C., native has already recorded two 100-yard receiving games, including a seven-catch, 153 effort with two touchdowns at Louisville, all career highs. He narrowly missed another 100-yard receiving game at Colorado, finishing with five catches for 95 yards.

WILDCATS WHEN...

Overall	4-3
Big 12	1-2
Non-conference record	3-1
Home	3-1
Away	1-2
Current streak	Lost 1
Current home streak	Lost 1
Current road streak	Lost 1
Last win	44-30 at Texas A&M (10/11/08)
Last loss	13-14 at Colorado (10/18/08)

Day game	2-1
Night game	2-2
TV game	1-3
ABC	0-1
ESPN	0-1
Fox Sports Net	0-1
FCS	1-0
NFL Network	0-0
Versus	0-0
September	2-1
October	1-2
November	0-0
December	0-0
vs. top-25 teams	0-1
vs. non-ranked teams	3-1
vs. FCS (1-AA)	1-0
On natural grass	1-1
On FieldTurf	3-2

Scoring first	3-2
Coming-from-behind	0-0
Leading after 1st quarter	4-2
Behind after 1st quarter	0-1
Tied after 1st quarter	0-0
Leading at halftime	4-0
Behind at halftime	0-3
Tied at halftime	0-0
Leading after 3rd quarter	4-0
Behind after 3rd quarter	0-3
Tied after 3rd quarter	0-0
Overtime	0-0

Scoring 20 points or less	0-1
Scoring 20+ points	4-2
Scoring 30+ points	4-0
Allowing 21 points or less	2-1
Allowing 10 points or less	2-0

With 100-yard rusher	2-0
Allow 100-yard rusher	1-3
With 300-yard passer	0-1
Allow 300-yard passer	1-1
Outgain opponent	2-0
Total offense + 300 yards	4-2
Allow + 300 yards total offense	2-3

No turnovers	1-0
Less than three turnovers	4-2
Three or more turnovers	0-1
No takeaways	2-1
Three or more takeaways	1-0
Fewer turnovers	1-0
Equal turnovers	1-1
More turnovers	2-2
Control time of possession	2-0
Opponent controls time of possession	2-3
Possession time equal	0-0

SINCE 1990 KANSAS STATE IS...

With a 100-yard rusher	88-18
With 200 yards rushing	82-7
With 350+ yards of total offense	112-27
When leading at the half	132-5
When scoring first	117-20
Opponents score 10 points or less.....	73-0
Opponents score 15 points or less.....	98-4
Opponents scores < 25 points	136-17-1
When scoring a defensive TD or safety	42-12
When scoring on special teams	40-12
When scoring on special teams and defense	16-0

WILDCAT CAREER STARTS

OFFENSE

Player	Consec.	Career
Josh Freeman, QB	27	27
Jordan Bedore, OL	15	27
Jeron Mastrud, TE.....	8	23
Nick Stringer, OL.....	7	18
Brock Unruh, OL	2	14
Gerard Spexarth, OL.....	--	20
Alesana Alesana, OL	--	15
Penisini Liu, OL	--	10
Deon Murphy, WR	6	18
Trevor Viers, OL	6	6
Lamark Brown, RB	2	4
Ernie Pierce, WR	--	4
Aubrey Quarles, WR	2	4
Brandon Banks, WR	3	4
Brett Alstatt, TE	--	3
Keithen Valentine, RB.....	--	3
Edward Prince, OL	3	4
Zach Kendall, OL.....	4	4
Eric Benoit, OL	2	2
Logan Dold, RB.....	2	2

DEFENSE

Player	Consec.	Career
Ian Campbell, DE.....	32	32
Andrew Erker, DB	--	8
Joshua Moore, DB	12	12
Antwon Moore, LB	--	3
Reggie Walker, LB.....	--	20
Eric Childs, DE	4	16
Ray Cheatham, DB.....	--	9
Chris Carney, DB	--	14
John Houlik, LB	--	6
Courtney Herndon, DB	5	7
Brandon Balkcom, DT	--	3
Olu Hall, LB	3	5
Blair Irvin, DB.....	4	5
Ulla Pomele, LB	2	4
Hansen Sekona, LB	--	3
Daniel Calvin, DT	2	3
Brandon Harold, DE	5	5
Rashad Harrell, DB	--	1
Tysyn Hartman, DB.....	3	3
Alex Hrebec, LB	1	1

FOLLOWING IN THE FOOTSTEPS

The lightest receiver in the **FBS at 142 pounds**, junior-college transfer Brandon Banks has 668 receiving yards in the first seven games of the season. **His 668 yards in seven games are more than former JuCo transfer Quincy Morgan's mark in his all-American season of 2000 and Darnell McDonald - another JuCo transfer - had in his all-American season in 1998. Furthermore, Banks' six receiving touchdowns are second to Morgan's nine in his first seven games of 2000 and are more than McDonald had after the seventh game of 1998.** Below is a comparison of the first six games for Banks this season, Morgan in 2000 and McDonald in 1998:

BRANDON BANKS							QUINCY MORGAN							DARNELL McDONALD						
Year	G	Rec	Yds	Avg	TD	Long	Year	G	Rec	Yds	Avg	TD	Long	Year	G	Rec	Yds	Avg	TD	Long
2008	7	34	668	19.6	6	59	2000	7	33	643	19.5	9	69	1998	6	39	553	14.2	5	38

* First Team All-American

* Third Team All-American

BIG LOSS

Six-foot six, 264-pound true freshman defensive end Brandon Harold has been a force when it comes to wrapping up ball carriers behind the line. **Harold leads the team in tackles for loss with 10.5 and is second in sacks with 3.0. Furthermore, Harold is tied for 16th in the nation among all defenders, first among freshmen and is tops in the Big 12 in total tackles for loss.** A native of East St. Louis, Ill., Harold recorded two games with 3.0 tackles for loss against Montana State and Louisiana and also tallied career highs in tackles (seven) and sacks (two) against the Ragin' Cajuns. **Harold is fifth on the team with 33 tackles and is second in the Big 12 in tackles among defensive linemen.**

ULLA'S UNSURPASSED

Junior-college transfer linebacker Ulla Pomele has made a name for himself in his first season at K-State as he is second on the team with 46 tackles, just two stops behind team leader Joshua Moore. The Santa Rosa, Calif., native has been on a tear the last two weeks against Texas A&M and Colorado as he has as he collected 18 tackles, 3.5 tackles for loss and one sack to go along with one pass breakup, one forced fumble and one fumble recovery. Pomele is tied for the team lead in forced fumbles and leads the team in fumble recoveries, while he is tied for 32nd and tied for 21st in those to categories, respectively.

MOORE PRODUCTION

Defensive back Joshua Moore, after redshirting the 2007 season, has been one of the Wildcats' best defenders in 2008, especially against Big 12 competition. Moore leads the team with 48 tackles, including a team-best 34 unassisted stops. **The Pompano Beach, Fla., product is tied for sixth in the Big 12 in conference games in tackles with 29, which is also tops among defensive backs.** Moore has also been wreaking havoc on opposing quarterbacks this season as he has recorded seven passes defended, including his first interception of the season last week at Colorado. **Moore's seven passes defended is tied for 44th in the NCAA and seventh in the Big 12. Furthermore, all of Moore's seven passes defended have come against Big 12 foes, which is tops in the league.**

JUST KICKIN' IT

Senior kicker Brooks Rossman drilled 22-of-28 field goals last season, which tied for ninth in the nation and also tied him for the school's single-season record. Rossman is at it again in 2008 as he has nailed 34-of-35 PAT attempts and has been true on 7-of-9 field goal tries. **Rossman connected on a career-long of 53 yards last week at Colorado - which is also the longest in the Big 12 this season - and also nailed a 49-yard field goal at Texas A&M. With those two makes, the San Diego, Calif., product holds the two longest-field goals in Big 12 play this season.**

Rossman adding kickoff duties to his repertoire in 2008 and has not disappointed as he has recorded a touchback on 34.0 percent of his kickoff attempts (16-for-47). Rossman ranks second among Big 12 kickers with at least 35 kickoffs in percentage of touchbacks.

THE HERNDON-PIERCE CONNECTION

Kansas State has been one of the best programs in the nation over the last two years when it comes to blocking punts - recording six that have gone on for scores - and no two players have been involved in the action more than Courtney Herndon and Ernie Pierce.

Herndon has been involved in five of the Wildcats' six blocked punts that have been returned for touchdowns in the last two years. The defensive back has blocked three, while he has returned two others for scores.

Pierce has returned three of the six blocked punts for touchdowns, including two of Herndon's blocks, which came against Missouri in 2007 and Texas Tech in 2008. Pierce also returned another blocked by Adrian Stryker against Montana State this season.

K-STATE DEPTH CHART vs. OKLAHOMA

OFFENSE

WR	83	Brandon Banks (5-7, 142, Jr.-JC)
	84	Matt Wykes (6-2, 209, Jr.-RS)
WR	89	Aubrey Quarles (5-11, 195, Jr.-JC)
	5	Ernie Pierce (6-4, 209, Sr.-1L)
LT	61	Edward Prince (6-5, 289, Jr.-JC)
	78	Alesana Alesana (6-4, 304, Sr.-1L)
LG	59	Zach Kendall (6-3, 287, So.-1L)
	76	Brock Unruh (6-6, 288, Jr.-2L)
C	79	Jordan Bedore (6-3, 310, Sr.-3L)
	54	Trevor Viers (6-5, 284, Jr.-1L)
RG	66	Eric Benoit (6-4, 286, Jr.-RS)
	73	Gerard Spexarth (6-6, 284, Sr.-3L)
RT	64	Nick Stringer (6-6, 271, Jr.-2L)
	63	Penisini Liu (6-6, 282, Sr.-1L)
TE	85	Jeron Mastrud (6-6, 253, Jr.-2L)
	80	Brett Alstatt (6-4, 230, Sr.-3L)
WR	87	Deon Murphy (5-10, 170, Jr.-1L)
	81	Attrail Snipes (6-1, 180, Jr.-JC)
QB	1	Josh Freeman (6-6, 250, Jr.-2L)
	14	Carson Coffman (6-3, 208, So.-1L)
RB	7	Lamark Brown (6-3, 225, So.-1L)
	28	Logan Dold (6-0, 195, Fr.-HS)

DEFENSE

LE	99	Brandon Harold (6-6, 264, Fr.-HS)
	55	Vlad Faustin (6-2, 253, Sr.-2L)
NT	77	Daniel Calvin (6-3, 310, Jr.-JC)
	92	Brandon Balkcom (6-1, 292, Sr.-2L)
RE	98	Ian Campbell (6-5, 255, Sr.-3L)
	90	Eric Childs (6-3, 238, Jr.-2L)
OLB	56	Olu Hall (6-3, 230, Jr.-TR)
	40	Antonio Felder (6-2, 253, Jr.-JC)
ILB	47	Alex Hrebec (5-11, 238, Fr.-RS)
	50	Hansen Sekona (6-0, 230, Jr.-JC)
ILB	51	Ulla Pomele (6-1, 228, Jr.-JC)
	39	John Houlik (5-11, 219, Jr.-2L)
OLB	53	Reggie Walker (6-1, 247, Sr.-3L)
	43	Antwon Moore (5-11, 221, Sr.-2L)
CB	4	Joshua Moore (5-11, 184, So.-1L)
	29	Otis Johnson (5-10, 175, Jr.-2L)
SS	20	Courtney Herndon (6-0, 211, Jr.-2L)
	36	Andrew Erker (6-1, 195, Sr.-2L)
FS	2	Tysyn Hartman (6-3, 204, Fr.-RS)
	30	Chris Carney (6-1, 190, Jr.-2L)
CB	6	Blair Irvin (6-0, 180, Jr.-JC)
	23	Ray Cheatham (5-11, 193, Sr.-2L)

SPECIALISTS

KO	16	Brooks Rossman (6-0, 182, Sr.-1L)
	19	Josh Cherry (6-1, 183, So.-1L)
PK	16	Brooks Rossman (6-0, 182, Sr.-1L)
	19	Josh Cherry (6-1, 183, So.-1L)
HOLD	2	Tysyn Hartman (6-3, 204, Fr.-RS)
	31	Tony Purvis (6-0, 170, Jr.-2L)
LS	42	Corey Adams (6-4, 242, So.-1L)
	85	Jeron Mastrud (6-6, 253, Jr.-2L)

P	4	D.J. Fulhage (5-9, 180, So.-SQ)
	17	George Pierson (6-0, 201, Jr.-JC)
KOR	89	Aubrey Quarles (5-11, 195, Jr.-JC)
	87	Deon Murphy (5-10, 170, Jr.-1L)
PR	87	Deon Murphy (5-10, 170, Jr.-1L)
	83	Brandon Banks (5-7, 142, Jr.-JC)

WILDCAT PRONUNCIATION GUIDE

PLAYERS

78	ALESANA ALESANA	ah-luh-SAN-uh
80	Brett ALSTATT	ALL-stat
75	Clyde AUFNER	OFF-ner
79	Jordan BEDORE	buh-DOOR
23	Ray CHEATHAM	CHEAT-um
30	Andrew ERKER	ERR-ker
54	Vlad FAUSTIN	FOW-stin
4	D.J. FULHAGE	Full-haig
94	RAPHAEL GUIDRY	RAF-ee-el GID-ree
56	OLU Hall	oh-LOO
2	TYSYN Hartman	TIE-son
39	John HOULIK	WHO-lick
47	Alex HREBEC	Ree-beck
63	PENISINI "Ben" LIU	BEN-es-ee-nee LOO
85	JERON MASTRUD	JER-un mas-TROOD
51	ULLA POMELE	OOH-la Puh-MELL-EE
45	Kevin ROHLEDER	Row-LETTER
50	Hansen SEKONA	Suh-CONE-uh
73	Gerard SPEXARTH	SPECKS-arth
24	DAHRNAZ TIGNER	dar-NAZ TIG-nur
76	Brock UNRUH	UN-roo
54	Trevor VIERS	VEERS
74	Wade WEIBERT	WYE-bert

COACHES

Ricky RAHNE	RON-ee
Warren RUGGIERO	Roo-JAIR-oh
Tim TIBESAR	TIB-uh-sar

COLLEGE PRESSBOX.COM

CollegePressBox.com is the official media website for Big 12 football. Access and download weekly game notes, statistics, media guides and more for the conference and each of its 12 member schools throughout the season. Login information will be distributed by the conference office to accredited media or you can apply for a password by sending an e-mail to password@collegepressbox.com.

collegepressbox.com
EVERYTHING BUT THE PRE-GAME MEAL

UPDATED PLAYER PROFILES



1 JOSH FREEMAN
QUARTERBACK
6-6 • 250 • Jr.-2L

Outstanding leader who possesses a strong, accurate arm to go along with his unbelievable frame... Expected to contend for All-Big 12 honors... Is one of nine Big 12 quarterbacks in the top 25 of passing efficiency in the nation... Is the team's leading rusher with 54 carries for 289 yards and Big 12-leading 13 rushing touchdowns... Is 3rd in the NCAA and 2nd in the Big 12 in scoring (11.43/game), while he is 7th in the NCAA and 4th in the Big 12 in points responsible for (21.43/game)... Also 19th in the nation in total passing yards... Has not thrown an interception in 6-of-7 games this season and is currently on a 143-attempt streak without a pick... Set the school's career record for completions (currently 587) and yardage (currently 6,879) this season... Also 2nd in K-State history in career attempts (979) and tied for 2nd in touchdowns (36)... Has thrown for a touchdown in 16 of his last 19 games... Was 21-for-26 for 234 yards against Texas A&M... Also rushed 18 times for 95 yards and 4 scores, all career bests... His 4 rushing touchdowns tied for the second most in a single game in school history and are the most in a single-game in the Big 12 this season... Finished 21-for-28 with 272 and 3 touchdowns against Louisiana... Went 16-for-21 outing for 288 yards and 2 touchdowns against Montana State to set a new career best in passer efficiency (222.82)... Accounted for another 5 scores against North Texas, earning co-Big 12 Offensive Player of the Week following the game against the Mean Green... Possesses the strongest arm in the Big 12 Conference according to *Lindy's*... Ranked among the top three NFL quarterback prospects for 2008 by *The Sporting News*.

CAREER STATS - PASSING

Year	G	Att	Comp	Int	Pct.	Yds.	TD	Long	Effic.
2006	11	270	140	15	51.9	1780	6	74	103.5
2007	12	499	316	11	63.3	3353	18	68	127.3
2008	7	210	131	2	62.4	1746	12	70	149.2
TOTAL	30	979	587	28	60.0	6879	36	74	125.4

CAREER-HIGHS - Attempts: 57, at Auburn (9/1/07); Completions: 36, at Oklahoma State (10/20/07); Yards: 404, at Oklahoma State (10/20/07); TD: 3, five times; Long Pass: 74, at Colorado (11/4/06).

CAREER STATS - RUSHING

Year	G	Rush	Yds	Avg.	TD	Long
2006	11	54	-21	-0.4	2	24
2007	12	53	-40	-0.8	4	15
2008	7	54	263	4.9	13	22
TOTAL	30	161	202	1.3	19	24

CAREER-HIGHS - Rushes: 18, at Texas A&M (10/11/08); Yards: 95, at Texas A&M (10/11/08); TD: 4, at Texas A&M (10/11/08); Long rush: 24, at Missouri (10/21/06).



2 TYSYN HARTMAN
DEFENSIVE BACK
6-3 • 201 • Fr.-RS

Former backup quarterback who moved to the secondary prior to the Louisiana game... Has become a viable option at safety and has each of the last 3 games, already ranking 8th on the team in tackles... Was 2nd on the team in tackles against Texas Tech with 8, including 6 solos... Came back with another 8 stops at Texas A&M... Has also converted 1st downs on 3 fake punts, rushing for a total of 13 yards... Father, Kerry Henderson, played running back at Texas Southern and briefly with the New York Jets.

CAREER STATS - DEFENSE

Year	G	UA-AT-TI	TFL-Yds	Sack	INT	PD	FF	FR
2008	7	18-6-24	0.0-0	0.0-0	0	0	0	0
TOTAL	7	18-6-24	0.0-0	0.0-0	0	0	0	0

CAREER-HIGHS - Tackles: 8, two times; Solos: 7, at Texas A&M (10/11/08).



4 JOSHUA MOORE
DEFENSIVE BACK
5-11 • 184 • So.-1L

One of the top young cornerbacks in the league... Possesses blazing speed and has proved to be K-State's top cover corner... Could contend for All-Big 12 honors in 2008... Has recorded 5 or more tackles 6 times this season, including at least seven stops in four contests... Had a monstrous game at Colorado, recording a career-best 13 tackles and also intercepted a pass and recovered a fumble... Had 9 tackles at Texas A&M, while recording one pass breakup... Redshirted the 2007 season... Played in all 13 games as a freshman in 2006, starting the final five... Earned freshman All-Big 12 and honorable mention All-America accolades from *The Sporting News*.

CAREER STATS - DEFENSE

Year	G	UA-AT-TI	TFL-Yds	Sack	INT	PD	FF	FR
2006	13	17-18-35	2.5-8	0.0-0	1	5	0	0
2008	7	34-14-48	0.0-0	0.0-0	1	7	0	1
TOTAL	20	51-32-83	2.5-8	0.0-0	2	13	0	1

CAREER-HIGHS - Tackles: 13, at Colorado (10/18/08); Solos: 9, at Colorado (10/18/08); TFLs: 2.0, vs. Florida Atlantic (9/9/06); Interceptions: 1, two times; PD: 3, two times.



4 D.J. FULHAGE
PUNTER
5-9 • 180 • So.-SO

Walk-on who has taken over the punting duties after drilling at wide receiver the past 2 years... Hit 2 punts for a 45.5-yard average at Louisville... Called on to pin Louisiana deep as both punts landed inside the 20-yard line, including 1 that was downed at the Ragin' Cajun 1-yard line... Hit a career-long 55-yarder vs. Texas Tech.

CAREER STATS - PUNTING

Year	G	No.	Yds	Long	Avg.	In 20
2008	5	14	525	55	37.5	2
TOTAL	5	14	525	55	37.5	2

CAREER-HIGHS - Long: 55, vs. Texas Tech (10/4/08); Punts: 4, vs. Texas Tech (10/4/08); Average: 45.5, vs. Louisville (9/17/08).



5 ERNIE PIERCE
WIDE RECEIVER
6-4 • 209 • Sr.-1L

Has grabbed 6 passes for a 16.8-yard average... Caught 1 pass for a 33-yard score against Texas Tech... Recovered a blocked punt in the end zone for a touchdown against Montana State and returned another blocked kick for a score against Texas Tech.

CAREER STATS - RECEIVING

Year	G	Rec	Yds	Avg.	TD	Long
2007	8	6	59	9.8	2	20
2008	7	6	101	16.8	1	33
TOTAL	15	12	160	13.3	3	33

CAREER-HIGHS - Catches: 3, at Fresno State (11/24/07); Yards: 33, vs. Texas Tech (10/4/08); Long Catch: 33, vs. Texas Tech (10/4/08).



6 BLAIR IRVIN
DEFENSIVE BACK
6-0 • 180 • Jr.-JC

A mature player who started 5 of the first 7 games... Recorded his first TFL at Texas A&M... Tied for team-high honors with 6 tackles vs. North Texas... Joined the program in December and participated in spring practices... A former minor league baseball player who was drafted in the 12th round of the 2002 MLB Draft by Tampa Bay... Blair and wife, Amy, had their first child, Blair III, in June 2007... Originally signed with LSU in 2002.

CAREER STATS - DEFENSE

Year	G	UA-AT-TI	TFL-Yds	Sack	INT	PD	FF	FR
2008	7	15-5-20	1.0-5	0.0-0	0	2	0	0
TOTAL	7	15-5-20	1.0-5	0.0-0	0	2	0	0

CAREER-HIGHS - Tackles: 6, vs. North Texas (8/30/08); Solos: 5, vs. North Texas (8/30/08); TFLs: 1.0, at Texas A&M (10/11/08).



7 LAMARK BROWN
RUNNING BACK
6-3 • 225 • So.-1L

A big-time athlete who had an outstanding start to his sophomore season... Moved to running back for the Louisiana game, starting the contest against the Ragin' Cajuns, but has not played in the last 2 games... Tallied 29 rushes for 137 yards and 1 score in his collegiate debut at running back... His 29 carries were the most in nearly 3 years by a Wildcat and are the 2nd most in the Big 12 this season... He also became K-State's first 100-yard rusher since James Johnson vs. Missouri in 2007... Also hauled in a career-best 5 catches for 36 yards vs. Louisiana... Collected a career high 45 receiving yards against North Texas... Was a two-time consensus Class 6 all-state performer as a running back by the Missouri Coaches Association, the Missouri Sportswriters and Sportscasters Association and the *Kansas City Star*.

CAREER STATS - RUSHING

Year	G	Rush	Yds	Avg.	TD	Long
2008	5	55	189	3.4	1	28
TOTAL	5	55	189	3.4	1	28

CAREER-HIGHS - Rushes: 29, vs. Louisiana (9/27/08); Yards: 137, vs. Louisiana (9/27/08); TD: 1, vs. Louisiana (9/27/08); Long rush: 28, vs. Louisiana (9/27/08).

CAREER STATS - RECEIVING

Year	G	Rec	Yds	Avg.	TD	Long
2007	8	3	33	11.0	0	13
2008	5	15	129	8.6	1	18
TOTAL	13	18	162	9.0	1	18

CAREER-HIGHS - Catches: 5, vs. Louisiana (9/27/08); Yards: 45 vs. North Texas (8/30/08); Long Catch: 18, twice.



14 CARSON COFFMAN
QUARTERBACK
6-3 • 208 • So.-1L

Young, strong-armed quarterback who is No. 2 on the depth chart... Saw the most extensive action of his career against North Texas, going 9-for-18 for 74 yards... Has shown continual growth in two seasons... Father, Paul, played tight end at K-State before an 11-year NFL career... Brother, Chase, is a standout tight end at Missouri.

CAREER STATS - PASSING

Year	G	Att	Comp	Int	Pct.	Yds.	TD	Long	Effic.
2007	4	5	3	0	60.0	22	0	12	97.0
2008	3	23	12	1	52.2	103	0	19	81.1
TOTAL	7	28	15	1	53.6	125	0	19	83.9

CAREER-HIGHS - Attempts: 18, vs. North Texas (8/30/08); Completions: 9, vs. North Texas (8/30/08); Yards: 74, vs. North Texas (8/30/08); Long pass: 19, vs. North Texas (8/30/08).



16 BROOKS ROSSMAN
PLACE KICKER
6-0 • 182 • Sr.-1L

An All-Big 12 and Lou Groza Award candidate... 2nd on the team in points scored (55)... Has been true on 7-of-9 field-goal attempts... Currently second in K-State history for career field-goal percentage at 78.4 percent (29-for-37)... Hit a career-long 53-yard field goal at Colorado, the longest in the Big 12 this season... Also connected on a 49-yarder at Texas A&M... Hit a K-State single-game record tying 9 PATs against Montana State... Also went 2-for-2 in field goals against the

UPDATED PLAYER PROFILES

Bobcats... Has assumed the kickoff duties in 2008, recording 16 touchbacks in 47 kickoffs... One of the top kickers in the Big 12 and the nation in 2007 as he was 1st in the Big 12 and tied for 5th nationally in field goals per game (1.83)... Also finished 1st in the conference and 5th in school history with a 78.6 field goal percentage... Finished the season tied for 1st on the school's single-season field goals list with 22... Transferred from Ohio after 2005 season.

CAREER STATS - KICKING

Year	FGM-A	Pct.	1-19	20-29	30-39	40-49	50+
2004*	7-14	50.0	0-0	4-5	1-4	2-5	0-0
2005*	1-5	20.0	0-0	1-2	0-2	0-1	0-0
2007	22-28	78.6	1-1	8-8	9-10	3-7	1-2
2008	7-9	77.7	0-0	3-3	1-1	2-4	1-1
TOTAL	37-56	66.1	1-1	16-18	11-17	7-17	2-3

CAREER-HIGHS - Long: 53, at Colorado (10/18/08); FG Made: 4, vs. Colorado (10/13/07); PAT Made: 9, vs. Montana State (9/6/08); * at Ohio.



20 COURTNEY HERNDON
DEFENSIVE BACK
6-0 • 211 • Jr.-2L

A versatile player who has a knack for the ball... Ranked 3rd on the team with 38 tackles... Has either blocked or returned three of K-State's four blocked punts this season... Recorded 6 stops, including one for a loss of 2 yards, at Colorado... Had 5 stops, including 1.0 for loss, and returned a blocked punt for a touchdown at Texas A&M... Named Walter Camp Football Foundation National Defensive Player of the Week and co-Big 12 Defensive Player of the Week after a monstrous game against Montana State, where he blocked a punt for a touchdown, recorded an interception and returned a fumble 43 yards for a score... Tallied a career-best 10 stops, including a half sack against Louisiana... Collected 5 tackles and blocked another punt against Texas Tech.

CAREER STATS - DEFENSE

Year	G	UA-AT-TI	TFL-Yds	Sack	INT	PD	FF	FR
2006	7	3-4-7	0.0-0	0	0	0	0	0
2007	11	17-5-22	3.5-20	1.0-12	1	2	1	0
2008	7	20-18-38	4.5-17	1.5-13	1	3	0	1
TOTAL	24	40-27-67	8.0-37	2.5-25	2	5	1	1

CAREER-HIGHS - Tackles: 10, vs. Louisiana (9/27/08); TFL: 2.5, vs. Baylor (10/27/07); Sacks: 1.0, two times; Interceptions: 1, twice.



23 RAY CHEATHAM
DEFENSIVE BACK
5-11 • 193 • Sr.-2L

Physical cornerback who possesses excellent size and speed... 6th on the team in tackles with 27... Recorded 4 stops at Louisville and a season-high 7 tackles vs. Texas Tech... Came back with another 5 tackles at Texas A&M... Had 3 tackles vs. North Texas, Montana State and Louisiana... Also recorded the team's first interception in 2008 against Montana State.

CAREER STATS - DEFENSE

Year	G	UA-AT-TI	TFL-Yds	Sack	INT	PD	FF	FR
2006	12	5-2-7	0.0-0	0	0	0	0	0
2007	10	22-9-31	1.5-3	1.0-2	0	3	0	0
2008	7	16-11-27	0.0-0	0.0-0	1	1	0	0
TOTAL	29	42-22-65	1.5-3	1.0-2	1	4	0	0

CAREER-HIGHS - Tackles: 8, vs. Missouri (11/17/07); Solos: 6, vs. Missouri (11/17/07); TFL: 1.0, at Nebraska (11/10/07); INT: 1, vs. Montana State (9/6/08).



28 LOGAN DOLD
RUNNING BACK
6-0 • 195 • Fr.-HS

Second on the team with 249 rushing yards on 53 carries at 2 touchdowns... Earned his first career start at Texas A&M, becoming the first true freshman running back to start at game in over two years... Rushed 21 times for 115 yards and 1 score against the Aggies... Recorded his first collegiate touchdown against Montana State... Has only lost yardage on a rush twice this season, both 1-yard losses... Rushed for 7,144 yards in his high school career, which ranks second all-time in the state of Kansas for all classes.

CAREER STATS - RUSHING

Year	G	Rush	Yds	Avg.	TD	Long
2008	6	53	249	4.7	2	19
TOTAL	6	53	249	4.7	2	19

CAREER-HIGHS - Rushes: 21, at Texas A&M (10/11/08); Yards: 115, at Texas A&M (10/11/08); TD: 1, two times; Long rush: 19, vs. North Texas (8/30/08).



30 CHRIS CARNEY
DEFENSIVE BACK
6-1 • 190 • Jr.-2L

Preseason All-Big 12 candidate by numerous publications... Voted a team captain for 2008... 4th on the team lead in tackles with 34... Had 5 stops at Colorado... Collected 4 tackles and 2 pass breakups at Texas A&M... Turned in a season-high 11 stops at Louisville... Registered 4 tackles vs. North Texas and another 5, including 1 for a loss and 1 breakup, against Montana State... Had a breakout season in 2007... Perhaps the most consistent player on the defensive side of the ball a year ago... Cousin of former Wildcat great Dyshod Carter.

CAREER STATS - DEFENSE

Year	G	UA-AT-TI	TFL-Yds	Sack	INT	PD	FF	FR
2006	3	2-3-5	0.0-0	0.0-0	0	1	0	0
2007	12	37-27-64	3.5-3	0.0-0	4	6	0	0
2008	7	25-9-34	1.0-2	0.0-0	0	4	0	0
TOTAL	22	64-39-103	4.5-5	0.0-0	4	11	0	0

CAREER-HIGHS - Tackles: 13, twice; Solos: 9, at Louisville (9/17/08); TFL: 2.0, vs. San Jose State (9/8/07); Interceptions: 2, vs. Kansas (10/6/07).



36 ANDREW ERKER
DEFENSIVE BACK
6-1 • 195 • Sr.-2L

Former walk-on safety who has emerged as a viable option in the secondary and on special teams... Carded 1 special team's stop at Texas A&M... Tallied a career best 5 solo tackles against Montana State.

CAREER STATS - DEFENSE

Year	G	UA-AT-TI	TFL-Yds	Sack	INT	PD	FF	FR
2006	10	18-18-36	0.5-2	0.0-0	0	2	1	0
2007	11	10-5-15	0.0-0	0.0-0	0	0	0	0
2008	7	7-1-8	0.0-0	0.0-0	0	0	0	0
TOTAL	28	35-24-59	0.5-2	0.0-0	0	2	1	0

CAREER-HIGHS - Tackles: 7, vs. Illinois State (9/2/06); Solos: 5, vs. Montana State (9/6/08); TFL: 0.5, vs. Rutgers (12/28/06).



37 RASHAD HARRELL
DEFENSIVE BACK
5-10 • 177 • Jr.-JC

A walk-on defensive back who has gained time in the playing rotation... Earned his 1st career start against Texas Tech as the nickel-back... Recorded 2 solo tackles against the Red Raiders.

CAREER STATS - DEFENSE

Year	G	UA-AT-TI	TFL-Yds	Sack	INT	PD	FF	FR
2008	5	3-1-3	0.0-0	0.0-0	0	0	0	0
TOTAL	5	3-1-3	0.0-0	0.0-0	0	0	0	0

CAREER-HIGHS - Tackles: 2, vs. Texas Tech (10/4/08); Solos: 2, vs. Texas Tech (10/4/08).



42 COREY ADAMS
LONG SNAPPER
6-4 • 242 • So.-1L

A special athlete who is expected to keep Kansas State's long-snapping fortunes in good hands for years to come... Registered 2 tackles in 2007... Evaluated by many as the top-rated long snapper in the class of 2007... Considered to be a strong blocker and an effective performer in coverage... Also played defensive end as a prep... An All-Midlands selection by PrepStar.



43 ANTWON MOORE
LINEBACKER
5-11 • 221 • Sr.-2L

Has a tremendous combination of speed and power... Had 4 stops and 1 forced fumble at Louisville... Turned in 4 tackles, including 1 for a loss, against North Texas, and recorded 2 tackles vs. Montana State... Was a standout rush linebacker in first 2 games of 2007 before suffering a season-ending injury... Recorded 4 tackles, 2 sacks and 2 quarterback hurries in just two games.

CAREER STATS - DEFENSE

Year	G	UA-AT-TI	TFL-Yds	Sack	INT	PD	FF	FR
2006	13	16-10-26	4.0-9	2.0-5	0	0	2	1
2007	2	4-1-5	2.0-16	2.0-16	0	0	0	0
2008	4	7-4-11	1.0-3	0.0-0	0	0	1	0
TOTAL	19	27-15-42	7.0-28	4.0-21	0	0	3	1

CAREER-HIGHS - Tackles: 8, vs. Iowa State (10/28/06); Solos: 6, vs. Iowa State (10/28/06); Sacks: 1.0, four times; TFL: 1.5, vs. Florida Atlantic (9/9/06).



47 ALEX HREBEC
LINEBACKER
5-11 • 238 • Fr.-RS

A rugged play-maker who reads offenses well and plays fast... 10th on the team in tackles with 22... Has collected at least 4 tackles in each of the last 4 games... Earned his first-career start at Colorado as he tallied 6 tackles and 1 pass breakup... Also had 6 takedowns, including 1 for a loss of 7 yards, at Texas A&M... Recorded 5 stops against Louisiana.

CAREER STATS - DEFENSE

Year	G	UA-AT-TI	TFL-Yds	Sack	INT	PD	FF	FR
2008	7	11-11-22	1.0-7	0.0-0	0	2	1	0
TOTAL	7	11-11-22	1.0-7	0.0-0	0	2	1	0

CAREER-HIGHS - Tackles: 6, two times; Solos: 4, at Texas A&M (10/11/08); TFLs: 1.0, at Texas A&M (10/11/08).

UPDATED PLAYER PROFILES



50 HANSEN SEKONA
LINEBACKER
6-0 • 230 • Jr.-JC

A physical linebacker who has gained significant playing time as the season has progressed... Had a huge game against Louisville, collecting 9 tackles (7 solo), including 2 for 6 yards of loss... Came back with 5 stops, including 1 for a loss, vs. Louisiana... Named first team All-NorCal Conference after tallying a team-leading 71 tackles, 10 of which were for losses, and 2 sacks in 10 games played for the College of San Mateo... Youngest of 10 children.

CAREER STATS - DEFENSE

Year	G	UA-AT-TI	TFL-Yds	Sack	INT	PD	FF	FR
2008	7	10-7-17	3.0-10	0.0-0	0	0	0	0
TOTAL	7	10-7-17	3.0-10	0.0-0	0	0	0	0

CAREER-HIGHS - Tackles: 9, at Louisville (9/17/08); Solos: 7, at Louisville (9/17/08); TFLs: 2.0, at Louisville (9/17/08).



51 ULLA POMELE
LINEBACKER
6-1 • 228 • Jr.-JC

A physical player who has started 5 of the first 7 games... 2nd on the team in tackles with 48, including 30 solos... Tied for 21st in the nation and 3rd in the Big 12 with 2 fumble recoveries... Is 2nd on the team with 5.5 tackles for loss... Had a great game at Colorado as he recorded a career-best 12 stops with 1 TFL and 1 forced fumble... That followed a 6-tackle effort at Texas A&M with 2 TFLs, 1 fumble recovery and 1 pass breakup... Talled 5 tackles vs. Louisiana... Recorded 9 stops at Louisville... Collected a team-high 7 tackles against Montana State and also recorded 1 tackle for a loss, 1 forced fumble and 1 fumble recovery... Enrolled in December and participated in spring drills... Earned All-Big 8 Conference honors playing for Santa Rosa JC... Married to the former Elizabeth Leigh Robbins.

CAREER STATS - DEFENSE

Year	G	UA-AT-TI	TFL-Yds	Sack	INT	PD	FF	FR
2008	7	30-16-46	5.5-8	1.0-1	0	1	2	2
TOTAL	7	30-16-46	5.5-8	1.0-1	0	1	2	2

CAREER-HIGHS - Tackles: 12, at Colorado (10/18/08); Solos: 9, at Colorado (10/18/08); TFLs: 2.0, at Texas A&M (10/11/08); Sacks: 1.0, at Texas A&M (10/11/08).



53 REGGIE WALKER
LINEBACKER
6-1 • 247 • Sr.-3L

Physical linebacker who has played in every game since the start of 2006... Moved to the outside linebacker prior to the Louisville game... Talled 4 tackles against the Cardinals... Had a career-high 10 tackles against Texas Tech... Blocked a punt that was returned for a touchdown at Texas A&M... Was dominant at Colorado as he collected 6 tackles - 2 of which went for losses - and also recorded a 6-yard sack... Garnered honorable mention All-Big 12 honors from the coaches in 2007 after recording 65 tackles.

CAREER STATS - DEFENSE

Year	G	UA-AT-TI	TFL-Yds	Sack	INT	PD	FF	FR
2005	9	9-7-16	4.5-5	0.0-0	0	1	1	0
2006	13	17-19-36	1.0-3	0.0-0	0	1	0	0
2007	12	28-37-65	5.0-28	3.0-25	1	3	2	0
2008	7	15-9-24	2.5-8	1.0-6	0	1	0	0
TOTAL	41	69-72-141	13.0-44	4.0-31	1	6	3	0

CAREER-HIGHS - Tackles: 10, vs. Texas Tech (10/4/08); TFL: 2.0, three times; Sacks: 1.0, four times; Interceptions: 1, at Auburn (9/1/07).



56 OLU HALL
LINEBACKER
6-3 • 230 • Jr.-TR

An explosive rush linebacker who was dominant on scout team in 2007... Has started each of the last 3 games... Had his best game as a Wildcat at Colorado, recording 3 tackles, two of which went for losses, including 1 sack... Also broke up 1 Colorado pass... Had a 4-tackle effort against Montana State and another 3 at Louisville... Talled a career-high 6 stops vs. Texas Tech... Sat out the 2007 season due to NCAA transfer rules... Is seeing first action since playing as a true freshman in 2005 at Virginia.

CAREER STATS - DEFENSE

Year	G	UA-AT-TI	TFL-Yds	Sack	INT	PD	FF	FR
2005*	8	0-1-1	0.0-0	0.0-0	0	0	0	0
2008	7	9-11-20	3.0-9	1.0-1	0	1	0	0
TOTAL	15	9-12-21	3.0-9	1.0-1	0	1	0	0

CAREER-HIGHS - Tackles: 6, vs. Texas Tech (10/4/08); Solos: 3, vs. Texas Tech (10/4/08); TFLs: 2.0, at Colorado (10/18/08); Sacks: 1.0, at Colorado (10/18/08); * at Virginia.



59 ZACH KENDALL
OFFENSIVE LINEMAN
6-3 • 287 • So.-1L

Has started the last 4 games, 2 at left guard and 2 at center... Remains the atop the depth chart at left guard while backing up at center... Originally came to K-State as a defensive lineman.



61 EDWARD PRINCE
OFFENSIVE LINEMAN
6-5 • 289 • Jr.-JC

Has started 4 games this season at left tackle, including each of the last 3... Remains atop the depth chart at left tackle... Was a 2-year starter at left tackle at Copiah-Lincoln CC in Mississippi.



63 PENISINI IUI
OFFENSIVE LINEMAN
6-6 • 282 • Sr.-1L

Massive offensive lineman who is regarded for his athleticism and toughness... Started the final 10 games of the 2007 season at right tackle... Saw first action of the season at Louisville after an injury in the 2008 spring game... Father was a professional wrestler in the early 1980's known as "The Tongan Terror"... Youngest of five children... Has two children of his own.



64 NICK STRINGER
OFFENSIVE LINEMAN
6-6 • 271 • Jr.-2L

Has the potential to be a dominating player... Former high school tight end who possesses excellent mobility and speed for his size... Recorded his 18th-career start at Colorado... Father, Tom, was his high school coach and was an All-American lineman at Division II power Pittsburg (Kan.) State.



73 GERARD SPEXARTH
OFFENSIVE LINEMAN
6-6 • 284 • Sr.-3L

Experienced offensive lineman with good size... Streak of 17-straight starts ended at Texas A&M... Looking to anchor the offensive line after starting all 12 games last season... Transitioned from tackle to guard in 2006... Native of Colwich, Kan., population 1,200... Married to former K-State women's basketball player Carolyn McCullough.



76 BROCK UNRUH
OFFENSIVE LINEMAN
6-6 • 288 • Jr.-2L

Lineman who continues to mature and evolve on the collegiate level... Has started 5 of the first 7 games at left guard, including the last 2... Made 5 starts to open the 2007 season and appeared in 11 of 12 games... Father, David, played offensive line at Wichita State.



77 DANIEL CALVIN
DEFENSIVE LINEMAN
6-3 • 310 • Jr.-JC

Mammoth defensive tackle who earned his 1st start against Louisiana, carding a career-best 3 stops... Had 2 tackles at Texas A&M... A JuCo all-American after tallying 75 tackles and 12 sacks last season at Bakersfield College... One of three newcomers from Bakersfield.

CAREER STATS - DEFENSE

Year	G	UA-AT-TI	TFL-Yds	Sack	INT	PD	FF	FR
2008	7	6-3-9	0.0-0	0.0-0	0	0	0	0
TOTAL	7	6-3-9	0.0-0	0.0-0	0	0	0	0

CAREER-HIGHS - Tackles: 3, vs. Louisiana (9/27/08); Solos: 2, three times.



78 ALESANA ALESANA
OFFENSIVE LINEMAN
6-4 • 304 • Sr.-1L

Senior who will help anchor the line after a solid junior campaign and provide leadership and experience... Has started 3 games at left tackle after starting all 12 in 2007... Earned honorable mention All-Big 12 honors last year... Grew up playing rugby... Born in Western Samoa and graduated from high school in 1998.



79 JORDAN BEDORE
OFFENSIVE LINEMAN
6-3 • 310 • Sr.-3L

K-State's most experienced offensive lineman... Named to the 2008 Rimington Trophy watch list despite only playing five games in 2007 due to injury... Has the potential to be an all-conference candidate... Is very explosive off the ball and plays with excellent leverage and quickness... Named a team captain for the 2008 campaign... Made his 27th-career start vs. Texas Tech... Originally came to K-State as a defensive end... Two-time state high school wrestling champion.



80 BRETT ALSTATT
TIGHT END
6-4 • 230 • Sr.-3L

Hard-working tight end and proven special teams performer... Is a big-time performer on kick and punt return coverage teams... Has earned 3 starts this season... Recorded a career-high 2 catches for 10 yards against North Texas... Saw action in all 12 games on special teams coverage and at tight end... Father, Wes, played college football at Fort Hays State and for the Miami Dolphins.



83 BRANDON BANKS
WIDE RECEIVER
5-7 • 142 • Jr.-JC

Speedy wide receiver who has made an instant impact during his first 7 games... Ranked 17th in the nation in total receiving yards... Leads the team in receptions (34), receiving yards (668), touchdowns (6) and 2nd in all-purpose yardage (105.6/game)... Scored in the first 4 games to open the season, the longest streak of games with a receiving touchdown since Jordy Nelson had 7 to open the 2005 season... His 5 touchdowns in the first three games were the most since Quincy

UPDATED PLAYER PROFILES

Morgan recorded 6 in the first three games of the 2000 season... Just missed his 3rd 100-yard receiving game at Colorado, grabbing 5 passes for 95 yards... Recorded 3 catches for 51 yards vs. Texas Tech... Had 6 grabs for 127 yards and 1 score against Louisiana... Recorded a career-best 7 catches for 153 yards and 2 scores at Louisville... Caught 6 passes for 95 yards against Montana State with 1 score... That followed a 3-catch, 88-yard effort vs. North Texas with 2 touchdowns... Earned First Team All-America honors from JC Grid-wire in 2007.

CAREER STATS - RECEIVING

Year	G	Rec	Yds	Avg.	TD	Long
2008	7	34	668	19.6	6	59
TOTAL	7	34	668	19.6	6	59

CAREER-HIGHS - Catches: 7, at Louisville (9/17/08); **Yards:** 153, at Louisville (9/17/08); **Long Catch:** 59, at Louisville (9/17/08); **Touch-downs:** 2, two times.



85 JERON MASTRUD
TIGHT END
6-6 • 253 • Jr.-2L

Rangy, versatile and athletic tight end with solid blocking skills and great hands... Could contend for all-conference honors after a solid 2007 and spring... Third on the team with 26 catches for 268 yards... Tied his career high with 5 catches at Texas A&M and at Colorado... Recorded his 1st collegiate touchdown at Louisville, a 52-yarder... Has played in 30 career games... Played quarterback, tight end and defensive end in high school.

CAREER STATS - RECEIVING

Year	G	Rec	Yds	Avg.	TD	Long
2006	12	17	235	13.8	0	66
2007	12	30	316	10.5	0	29
2008	7	26	268	10.3	1	52
TOTAL	31	73	819	11.2	1	66

CAREER-HIGHS - Catches: 5, six times; **Yards:** 103, at Kansas (11/18/06); **Touchdowns:** 1, at Louisville (9/17/08); **Long Catch:** 66, at Kansas (11/18/06).



87 DEON MURPHY
WIDE RECEIVER
5-10 • 170 • Jr.-1L

A speedy receiver who is also regarded as one of the top return specialists in the country... Was among the nation's top punt returners a year ago and currently ranks 4th in the Big 12 with an 11.1-yard return average... Ranked 3rd on the team in all-purpose yards with 87.0 per game... Recorded 4 catches for 47 yards at Colorado... Also had another 4 catches for 42 yards against Texas Tech... Collected a career-best 2 receiving touchdowns vs. Louisiana... Returned a punt 86 yards for a score at Louisville... The return was the 8th-longest in school history and tied for the 2nd longest in the Big 12 this season... Also caught 4 passes for 55 yards against the Cardinals... Helped the Wildcats to a No. 1 national ranking in punt returns a year ago... Pre-season All-American by several outlets... Named the Big 12 Offensive Newcomer of the Year and earned honorable mention accolades as a receiver and punt returner from the league's coaches in 2007... Has been clocked at 4.36 in the 40... Plans to pursue a career in broadcasting.

CAREER STATS - RECEIVING

Year	G	Rec	Yds	Avg.	TD	Long
2007	12	57	605	10.6	5	66
2008	7	16	244	15.2	2	70
TOTAL	19	73	849	11.6	7	70

CAREER-HIGHS - Catches: 8, vs. Kansas (10/6/07); **Yards:** 106, at Nebraska (11/10/07); **Touchdowns:** 2, vs. Louisiana (9/27/08); **Long Catch:** 70, vs. Montana State (9/6/08).

CAREER STATS - PUNT RETURNS

Year	G	Ret	Yds	Avg.	TD	Long
2007	12	26	454	17.5	1	80
2008	7	20	222	11.1	1	86
TOTAL	19	46	676	14.7	2	86

CAREER-HIGHS - Returns: 6, vs. North Texas (8/30/08); **Yards:** 99, vs. Missouri State (9/15/07); **Touchdowns:** 1, two times; **Long Return:** 86, at Louisville (9/17/08).



89 AUBREY QUARLES
WIDE RECEIVER
5-11 • 195 • Jr.-JC

Ranks 2nd on the team in catches (30) and yards (333)... Also leads the team in kickoff returns with 21 for a 22.0 average... Leads the team and is 9th in the Big 12 in all-purpose yardage with 113.6 per game... Had a career-day at Texas A&M as he caught 9 passes for 102 yards... Collected his first Division I touchdown against Montana State, a 36-yarder... Recorded a team-high 6 catches against North Texas... JuCo wide receiver who was named a PrepStar JUCO All-American as a sophomore... Had 28 receptions for 363 yards and a state-leading 8 touchdowns in 2007 through 4 games before breaking his collar bone.

CAREER STATS - RECEIVING

Year	G	Rec	Yds	Avg.	TD	Long
2008	7	30	333	11.1	1	36
TOTAL	7	30	333	11.1	1	36

CAREER-HIGHS - Catches: 9, at Texas A&M (10/11/08); **Yards:** 102, at Texas A&M (11/10/08); **Touchdowns:** 1, vs. Montana State (9/6/08); **Long Catch:** 36, vs. Montana State (9/6/08).

CAREER STATS - KICKOFF RETURNS

Year	G	Ret	Yds	Avg.	TD	Long
2007	7	21	462	22.0	0	50
TOTAL	7	21	462	22.0	0	50

CAREER-HIGHS - Returns: 7, at Louisville (9/17/08); **Yards:** 119, at Louisville (9/18/07); **Long Return:** 50, vs. North Texas (8/30/08).



90 ERIC CHILDS
DEFENSIVE END
6-3 • 238 • Jr.-2L

Speed rusher who lines up at right end in K-State's multiple-front defense... Has started 6 of the first 7 games... 7th on the team with 24 tackles... Had 6 stops, including a half tackle for a loss, at Colorado... Turned in 3 tackles, including a career-best 1.5 sacks, at Texas A&M... Tied his career-high with 6 tackles against Texas Tech... Totaled 4 tackles against North Texas... Appeared in all 12 games, making nine starts and totaling 36 tackles in 2007.

CAREER STATISTICS - DEFENSE

Year	G	UA-AT-TI	TFL-Yds	Sack	INT	PD	FF	FR
2006	13	10-7-17	3.0-15	2.0-14	0	0	0	1
2007	12	21-15-36	4.0-10	1.0-3	0	0	2	0
2008	7	14-10-24	2.0-5	1.5-4	0	1	0	0
TOTAL	32	45-32-77	9.0-30	4.5-21	0	1	2	1

CAREER-HIGHS - Tackles: 6, two times; **TFL:** 2.0, vs. Missouri State (9/15/07); **Sacks:** 1.5, at Texas A&M (10/11/08).



92 BRANDON BALKCOM
DEFENSIVE TACKLE
6-1 • 292 • Sr.-2L

Solidly-built defensive tackle who started the 3 three games of the season... Had 4 stops at Colorado... Collected his 1st career INT vs. Texas Tech... Tallied a career-best 5 tackles against Louisiana... Coming off a very impressive spring... Played in all 12 games in 2007, including making 3 starts... One of 5 signees from NEO in 2006.

CAREER STATISTICS - DEFENSE

Year	G	UA-AT-TI	TFL-Yds	Sack	INT	PD	FF	FR
2006	12	2-6-8	1.0-1	0.0-0	0	0	0	0
2007	12	10-13-23	1.5-7	1.0-5	0	0	0	0
2008	7	7-8-15	1.0-1	0.0-0	1	2	0	0
TOTAL	31	19-27-46	3.5-9	1.0-5	1	2	0	0

CAREER-HIGHS - Tackles: 5, vs. Louisiana (9/27/08); **Solos:** 2, four times; **TFL:** 1.0, three times; **Sacks:** 1.0, vs. Missouri (11/17/07).



98 IAN CAMPBELL
DEFENSIVE END
6-5 • 255 • Sr.-3L

One of the nation's premiere pass rushers... An All-America, national award (Bednarik, Hendricks, Lombardi, Nagurski) and Big 12 Defensive Player of the Year candidate... Named the fifth-best defensive end in the nation by *Athlon*... A two-time team captain who possesses outstanding speed and plays with tremendous determination... Recorded his best game of the 2008 season against Louisiana, carding 11 tackles, 1.5 sacks and 1 pass break up against the Ragin' Cajuns... Also had 3 tackles, including 1 sack, at Texas A&M... Came back with five stops and a blocked field goal at Colorado... The block was the first by K-State since 2005... Has 19.5 career sacks, which is 6th in school history... Named a first team All-Big 12 defensive lineman by the league's coaches and second team All-Big 12 linebacker by the Associated Press, the *Kansas City Star* and the *Waco Tribune-Herald* in 2007.

CAREER STATISTICS - DEFENSE

Year	G	UA-AT-TI	TFL-Yds	Sack	INT	PD	FF	FR
2005	10	1-6-7	1.0-1	0.0-0	0	0	0	0
2006	13	41-26-67	17.5-81	11.5-67	0	4	1	3
2007	12	21-24-45	11.0-56	4.5-35	1	3	1	4
2008	7	12-10-22	3.5-17	3.5-17	0	1	0	0
TOTAL	42	75-66-141	33.0-155	19.5-119	1	8	2	7

CAREER-HIGHS - Tackles: 11, vs. Louisiana (9/27/08); **Solos:** 8, vs. Illinois State (9/2/06); **TFL:** 5.0, vs. Illinois State (9/2/06); **Sacks:** 3.0, vs. Illinois State (9/2/06); **Interceptions:** 1, at Texas (9/29/07).



99 BRANDON HAROLD
DEFENSIVE END
6-6 • 264 • Fr.-HS

A big, physical defensive end who has emerged as one of the best defensive linemen in the league after just 7 games... Tied for 16th in the nation (tops among freshmen) and is 1st in the Big 12 with 10.5 tackles for loss... Tied for 14th in the league in sacks... Tied for 2nd in the conference in tackles by defensive linemen... Also tied for 32nd in the NCAA with 2 forced fumbles... Is 5th on the team in tackles with 33 stops and leads K-State with 10.5 tackles behind the line... Turned in 6 stops, including 2 for a loss, and 1 forced fumble at Colorado... Recorded a career-high 7 tackles against Louisiana to go along with a career-best 2 sacks and 3 tackles for 17 yards of loss... Recorded 5 tackles, 2 of which went for loss, and collected his 1st career sack at Louisville... Recorded 3 take-downs, including 0.5 for loss, in his debut against North Texas... Followed that up with a monstrous game vs. Montana State, collected 6 tackles, including 3 for losses of 7 yards... Received all-conference and all-state honors as a defensive lineman and named the St. Louis Area Defensive Player of the Year... Collected 91 tackles with 8 sacks as junior and 82 tackles with 5 sacks and 3 forced fumbles as a senior.

CAREER STATISTICS - DEFENSE

Year	G	UA-AT-TI	TFL-Yds	Sack	INT	PD	FF	FR
2008	7	18-15-33	10.5-41	3.0-21	0	0	2	0
TOTAL	7	18-15-33	10.5-41	3.0-21	0	0	2	0

CAREER-HIGHS - Tackles: 7, vs. Louisiana (9/27/08); **Solos:** 5, at Colorado (10/18/08); **TFL:** 3.0, two times; **Sacks:** 2.0, vs. Louisiana (9/27/08).

ALPHABETICAL ROSTER

NO	NAME	POS
42	Corey Adams	LS
78	Alesana Alesana	OL
35 #	Heath Alexander	DB
80	Brett Alstatt	TE
75	Clyde Aufner	OL
17 #	Cole Bachamp	DB
92	Brandon Balkcom	DT
58	Chris Bamberger	LB
83	Brandon Banks	WR
79	Jordan Bedore	OL
34	Dee Bell	RB
66	Eric Benoit	OL
44	Josh Berard	LB
25 #	Craig Boswell	DB
7	Lamark Brown	RB
77 #	Daniel Calvin	DT
98	Ian Campbell	DE
30	Chris Carney	DB
21 #	Gary Chandler	DB
23	Ray Cheatham	DB
19	Josh Cherry	PK
26 #	Brett Childers	DB
90	Eric Childs	DE
26 #	Jarell Childs	RB
14	Carson Coffman	QB
93	Gabriel Crews	DT
41	Jayson Cuba	TE
13 #	Jordan Daniels	WR
21 #	Frank Delarue	RB
86	Stephen Didde	WR
28	Logan Dold	RB
71	Ethan Douglas	OL
46 #	Brent Draper	TE
72	Kaleb Drinkgern	OL
36	Andrew Erker	DB
55	Vlad Faustin	DT
40 #	Antonio Felder	LB
32	Roman Fields	LB
95	Jeffrey Fitzgerald	DE
1	Josh Freeman	QB
77 #	Colten Freeze	OL
4 #	D.J. Fullhage	P/WR
47 #	Gabe Gantz	TE
48 #	Cody Garrett	LB
94	Raphael Guidry	DE
56	Olu Hall	LB
44 #	Jay Hanley	TE
70	Zach Hanson	OL
99	Brandon Harold	DE
37	Rashad Harrell	DB
24 #	Stephen Harrison	WR
28 #	Jase Hartenbower	DB
2	Tysyn Hartman	DB
3 #	Bobby Hauver	QB
20 #	Courtney Herndon	DB
59 #	Brian Hertzog	LB
82	Adrian Hilburn	WR
39	John Houlik	LB

2008 KANSAS STATE ROSTERS

NUMERICAL ROSTER

NO	NAME	POS	HT	WT	YR-EX	HOMETOWN (LAST SCHOOL)
1	Josh Freeman	QB	6-6	250	Jr.-2L	Kansas City, Mo. (Grandview)
2	Tysyn Hartman	DB	6-3	204	Fr.-RS	Wichita, Kan. (Kapaun Mt. Carmel)
3 #	Bobby Hauver	QB	6-3	180	Fr.-HS	Lansing, Kan. (Lansing)
3 #	Billy McClellan	DB	5-8	164	Jr.-TR	Torrance, Calif. (Harbor CC)
4 #	D.J. Fullhage	P	5-9	180	So.-SQ	Beloit, Kan. (Beloit)
4 #	Joshua Moore	DB	5-11	184	So.-1L	Pompano Beach, Fla. (Blanche Ely)
5	Ernie Pierce	WR	6-4	209	Sr.-1L	National City, Calif. (Santa Barbara CC)
6 #	Blair Irvin	DB	6-0	180	Jr.-TR	Patterson, La. (Coffeyville CC)
6 #	Brandon Klimek	PK	5-11	168	Fr.-HS	Manhattan, Kan. (Manhattan)
7	Lamark Brown	RB	6-3	225	So.-1L	Hazelwood, Mo. (Hazelwood West)
8 #	Cameronn Morrison	WR	5-11	204	Jr.-SQ	Sherman, Texas (Sherman)
8 #	Cedric Wilson	DB	6-1	195	Sr.-2L	Fort Pierce, Fla. (Garden City CC)
10	Joseph Kassanavoid	QB	6-4	226	Fr.-HS	Lawson, Mo. (Lawson)
12	Collin Klein	QB	6-5	211	Fr.-HS	Loveland, Colo. (Loveland)
13 #	Jordan Daniels	WR	5-10	175	Jr.-TR	Caney, Kan. (Coffeyville CC)
13 #	Adrian Stryker	DB	6-1	206	Jr.-SQ	Valley Heights, Kan. (Valley Heights)
14	Carson Coffman	QB	6-3	208	So.-1L	Peculiar, Mo. (Raymore-Peculiar)
15	Trey Scott	QB	6-2	195	Fr.-RS	Shawnee, Kan. (Mill Valley)
16	Brooks Rossman	PK	6-0	182	Sr.-1L	San Diego, Calif. (Ohio University)
17 #	Cole Bachamp	DB	6-0	176	So.-TR	Manhattan, Kan. (Butler County CC)
17 #	George Pierson	P	6-0	201	Jr.-TR	Arlington, Va. (Tyler JC)
18 #	Milton McPeck	QB	6-4	200	Fr.-HS	Aurora, Colo. (Rangeview)
18 #	Jared Parker	PK	5-11	211	Sr.-2L	Ankeny, Iowa (Ankeny)
19	Josh Cherry	PK	6-1	183	So.-1L	McCook, Neb. (McCook)
20 #	Courtney Herndon	DB	6-0	211	Jr.-2L	Dallas, Texas (Lincoln)
20 #	Russell Simons	WR	6-1	206	Fr.-RS	Overland Park, Kan. (Blue Valley West)
21 #	Gary Chandler	DB	5-11	190	Sr.-1L	Wichita, Kan. (Coffeyville CC)
21 #	Frank Delarue	RB	5-8	191	Fr.-RS	Wichita, Kan. (Kapaun Mt. Carmel)
22 #	Kendrick Matthews	DB	5-9	166	So.-1L	Fresno, Texas (Marshall)
23 #	Ray Cheatham	DB	5-11	193	Sr.-2L	El Dorado, Ark. (Independence CC)
23 #	Steven Walters	WR	6-2	190	Fr.-HS	Springdale, Ark. (Har-Ber)
24 #	Stephen Harrison	WR	5-11	179	So.-SQ	Dallas, Texas (Plano West)
24 #	Dahnaz Tigner	LB	6-2	223	So.-1L	Pompano Beach, Fla. (Ely)
25 #	Craig Boswell	DB	6-1	186	Jr.-SQ	Onaga, Kan. (Hutchinson CC)
25 #	Keithen Valentine	RB	5-8	197	Jr.-TR	Baton Rouge, La. (Mississippi Delta CC)
26 #	Brett Childers	DB	6-1	192	Jr.-TR	Olathe, Kan. (Johnson County CC)
26 #	Jarell Childs	RB	6-1	217	Fr.-HS	Kansas City, Mo. (Oak Park)
28 #	Logan Dold	RB	6-0	195	Fr.-HS	Garden Plain, Kan. (Garden Plain)
28 #	Jase Hartenbower	DB	6-0	183	Fr.-HS	Riley, Kan. (Riley County)
29 #	Otis Johnson	DB	5-10	175	Jr.-2L	Houston, Texas (Eisenhower)
29 #	John Tytla	WR	6-1	187	So.-TR	Lansing, Kan. (Coffeyville CC)
30	Chris Carney	DB	6-1	190	Jr.-2L	Denver, Colo. (Mullen)
31	Tony Purvis	DB	6-0	170	Jr.-2L	McCook, Neb. (McCook)
32	Roman Fields	LB	5-10	197	Fr.-HS	Kansas City, Kan. (Christ Prep Academy)
33	Marc St. Felix	DB	6-0	205	Fr.-HS	Miami, Fla. (Edison)
34	Dee Bell	RB	5-8	169	Fr.-RS	Olathe, Kan. (Olathe East)
35 #	Heath Alexander	DB	5-11	190	Sr.-SQ	Satanta, Kan. (Emporia State)
35 #	Justin Woods	RB	5-8	166	Fr.-RS	Shawnee, Kan. (Mill Valley)
36	Andrew Erker	DB	6-1	195	Sr.-2L	Olathe, Kan. (St. Thomas Aquinas)
37	Rashad Harrell	DB	5-10	177	Jr.-TR	Miami, Fla. (Rainy River CC)
38	Jack Reed	LB	6-1	227	Jr.-SQ	Gloucester, Mass. (Gloucester)
39	John Houlik	LB	5-11	219	Jr.-2L	Wichita, Kan. (Collegiate)
40 #	Antonio Felder	LB	6-2	253	Jr.-TR	Warner Robbins, Ga. (Butler County CC)
40 #	Rodney Kenner	RB	5-10	202	Fr.-RS	Olathe, Kan. (Northwest)
41	Jayson Cuba	TE	6-2	240	Fr.-HS	Newton, Kan. (Newton)

NO	NAME	POS	HT	WT	YR-EX	HOMETOWN (LAST SCHOOL)
42	Corey Adams	LS	6-4	242	So.-1L	Monument, Colo. (Lewis-Palmer)
43	Antwon Moore	LB	5-11	221	Sr.-2L	Ponca City, Okla. (NE Oklahoma A&M)
44 #	Josh Berard	LB	6-2	220	Jr.-TR	Redondo Beach, Calif. (El Camino CC)
44 #	Jay Hanley	TE	6-1	260	Fr.-HS	Steamboat Springs, Colo. (Steamboat Springs)
45	Kevin Rohleder	LB	6-0	217	So.-1L	Wichita, Kan. (Bishop Carroll)
46 #	Brent Draper	TE	6-4	230	Sr.-SQ	Hays, Kan. (Hays)
46 #	Ben Kall	LB	5-11	222	Fr.-HS	Rochester, Minn. (John Marshall)
47 #	Gabe Gantz	TE	6-6	252	So.-SQ	Perry, Kan. (Perry-Lecompton)
47 #	Alex Hrebec	LB	5-11	238	Fr.-RS	St. Louis, Mo. (Oakville)
48 #	Cody Garrett	LB	6-0	200	Fr.-RS	Wakeeney, Kan. (Trego)
48 #	Darrin Seiwert	TE	5-11	223	Sr.-1L	Conway Springs, Kan. (Butler County CC)
49	Aaron King	LB	6-0	200	Fr.-RS	Holton, Kan. (Holton)
50	Hansen Sekona	LB	6-0	230	Jr.-TR	San Mateo, Calif. (College of San Mateo)
51	Ulla Pomele	LB	6-1	228	Jr.-TR	Santa Rosa, Calif. (Santa Rosa JC)
52	Xzavier Stewart	DT	6-1	316	So.-1L	Chicago, Ill. (Morgan Park)
53	Reggie Walker	LB	6-1	247	Sr.-3L	Sacramento, Calif. (Grant)
54 #	Dustin Sobieraj	DL	6-3	255	Fr.-HS	Billings, Mont. (Skyview)
54 #	Trevor Viers	OL	6-5	284	Jr.-1L	Windom, Kan. (Little River)
55	Vlad Faustin	DT	6-2	253	Sr.-2L	Miami, Fla. (Pace)
56	Olu Hall	LB	6-3	230	Jr.-TR	Fairfax, Va. (Virginia)
57	Pete Yemm	DE	6-3	252	Sr.-SQ	Overland Park, Kan. (South Dakota)
58	Chris Bamberger	LB	6-1	222	Sr.-SQ	Jetmore, Kan. (Jetmore)
59 #	Brian Hertzog	LB	5-11	211	Fr.-RS	Lee's Summit, Mo. (West)
59 #	Zach Kendall	OL	6-3	287	So.-1L	Peculiar, Mo. (Harrisonville)
61	Edward Prince	OL	6-5	289	Jr.-TR	Starkville, Miss. (Copiah-Lincoln CC)
63	Penisini Liu	OL	6-6	282	Sr.-1L	Sacramento, Calif. (Sacramento CC)
64	Nick Stringer	OL	6-6	271	Jr.-2L	Topeka, Kan. (Hayden)
65	Aaron Jackson	OL	6-2	310	Fr.-HS	Houston, Texas (Strake Jesuit)
66	Eric Benoit	OL	6-4	286	Jr.-RS	Church Point, La. (Compton CC)
67	Kenneth Mayfield	OL	6-4	311	So.-SQ	Randallstown, Md. (Randallstown)
69	Nick Ward	OL	6-1	280	Fr.-RS	Andale, Kan. (Andale)
70	Zach Hanson	OL	6-8	320	So.-TR	Sacramento, Calif. (Sacramento CC)
71	Ethan Douglas	OL	6-6	308	Fr.-HS	Basehor, Kan. (Basehor Linwood HS)
72	Kaleb Drinkgern	OL	6-7	270	Fr.-RS	Marysville, Kan. (Marysville)
73	Gerard Spexarth	OL	6-6	284	Sr.-3L	Colwich, Kan. (Andale)
74	Wade Weibert	OL	6-4	287	Jr.-TR	Hillsboro, Kan. (Butler County CC)
75	Clyde Aufner	OL	6-7	288	Fr.-RS	Raymore, Mo. (Raymore-Peculiar)
76	Brock Unruh	OL	6-6	288	Jr.-2L	Corpus Christi, Texas (Calallen)
77 #	Daniel Calvin	DT	6-3	310	Jr.-TR	Bakersfield, Calif. (Bakersfield College)
77 #	Colten Freeze	OL	6-5	287	Fr.-RS	Liberty, Mo. (Liberty)
78	Alesana Alesana	OL	6-4	304	Sr.-1L	Malie, W. Samoa (San Francisco CC)
79	Jordan Bedore	OL	6-3	310	Sr.-3L	Goodland, Kan. (Goodland)
80	Brett Alstatt	TE	6-4	230	Sr.-3L	Hays, Kan. (Hays)
81	Attrail Snipes	WR	6-1	180	Jr.-TR	Seattle-Rainier Beach, Wash. (Bakersfield)
82	Adrian Hilburn	WR	6-1	195	Jr.-TR	New Braunfels, Texas (San Francisco CC)
83	Brandon Banks	WR	5-7	142	Jr.-TR	Garner, N.C. (Bakersfield College)
84	Matt Wykes	WR	6-2	209	Jr.-RS	Conway Springs, Kan. (Butler County CC)
85	Jeron Mastrud	TE	6-6	253	Jr.-2L	Beaverton, Ore. (Southridge)
86	Stephen Didde	WR	6-4	190	Fr.-HS	Lansing, Kan. (Lansing)
87	Deon Murphy	WR	5-10	170	Jr.-1L	Houston, Texas (Coffeyville College)
89	Aubrey Quarles	WR	5-11	195	Jr.-TR	Aurora, Colo. (Santa Rosa JC)
90	Eric Childs	DE	6-3	238	Jr.-2L	Arlington, Texas (MacArthur)
92	Brandon Balkcom	DT	6-1	292	Sr.-2L	Hazel Crest, Ill. (NE Oklahoma A&M)
93	Gabriel Crews	DT	6-1	310	So.-1L	Jonesboro, Ga. (Lovejoy)
94	Raphael Guidry	DE	6-4	267	Fr.-RS	Texas City, Texas (La Marque)
95	Jeffrey Fitzgerald	DE	6-4	280	Jr.-TR	Richmond, Va. (Virginia)
96	Payton Kirk	DE	6-6	245	Fr.-RS	Liberty, Mo. (Liberty)
98	Ian Campbell	DE	6-5	255	Sr.-3L	Cimarron, Kan. (Cimarron)
99	Brandon Harold	DE	6-6	264	Fr.-HS	East St. Louis, Ill. (East St. Louis)

ALPHABETICAL ROSTER

NO	NAME	POS
47 #	Alex Hrebec	LB
6 #	Blair Irvin	DB
65	Aaron Jackson	OL
29 #	Otis Johnson	DB
46 #	Ben Kall	LB
10	Joseph Kassanavoid	QB
59 #	Zach Kendall	OL
40 #	Rodney Kenner	RB
49	Aaron King	LB
96	Payton Kirk	DE
12	Collin Klein	QB
6 #	Brandon Klimek	PK
63	Penisini Liu	OL
85	Jeron Mastrud	TE
22	Kendrick Matthews	DB
67	Kenneth Mayfield	OL
3 #	Billy McClellan	DB
18 #	Milton McPeck	QB
43	Antwon Moore	LB
4 #	Joshua Moore	DB
8 #	Cameronn Morrison	WR
87	Deon Murphy	WR
18 #	Jared Parker	PK
5	Ernie Pierce	WR
17 #	George Pierson	P
51	Ulla Pomele	LB
61	Edward Prince	OL
31 #	Tony Purvis	DB
89	Aubrey Quarles	WR
38	Jack Reed	LB
45	Kevin Rohleder	LB
16	Brooks Rossman	PK
15	Trey Scott	QB
48 #	Darrin Seiwert	TE
50	Hansen Sekona	LB
20 #	Russell Simons	WR
81	Attrail Snipes	WR
54 #	Dustin Sobieraj	DL
73	Gerard Spexarth	OL
33	Marc St. Felix	DB
52	Xzavier Stewart	DT
64	Nick Stringer	OL
13 #	Adrian Stryker	DB
24 #	Dahrnaz Tigner	LB
29 #	John Tytla	WR
76	Brock Unruh	OL
25 #	Keithen Valentine	RB
54 #	Trevor Viers	OL
53	Reggie Walker	LB
23 #	Steven Walters	WR
69	Nick Ward	OL
74	Wade Weibert	OL
8 #	Cedric Wilson	DB
35 #	Justin Woods	RB
84	Matt Wykes	WR
57	Pete Yemm	DE

Duplicate Numbers

KANSAS STATE WILDCATS

BROOKS ROSSMAN

6-0 | 182 | SENIOR | KICKER
ALL-AMERICA AND LOU GROZA AWARD CANDIDATE

- One of the top place kickers in the Big 12 Conference and the nation.
- Has the two longest field goals in Big 12 play this season at 53 and 49 yards.
- Ranked third in the Big 12 in field goal percentage at 77.8-percent.
- Currently second at K-State for career field goal percentage at 78-percent (29-of-37).
- Is 7-of-9 this season on field goal attempts and 3-of-5 from 42 yards and out.
- His 53-yard field goal at Colorado was a career-long and the eighth-longest in school history.
- Also 34-of-35 on PAT's this season.
- Tied a school single-game record with nine PAT's against Montana State.
- Has connected on 13 of his last 16 field goal attempts dating back to last season.
- Is 22-of-23 from inside 40 yards over the past two seasons.
- Has totaled 16 touchbacks on kickoffs this season, the 10th-most in the nation.
- All-Big 12 selection in 2007
- Tied a school record in 2007 with 22 field goals made.



ROSSMAN'S CAREER STATISTICS

KICKING	FGM	FGA	PCT	1-19	20-29	30-39	40-49	50+
2007	22	28	78.6	1-1	8-8	9-10	3-7	1-2
2008	7	9	77.8	0-0	3-3	1-1	2-4	1-1
TOTAL	29	37	78.4	1-1	11-11	10-11	5-11	2-3

CAREER-HIGHS - Long: 53, at Colorado (10/18/08); **FG Made:** 4, vs. Colorado (10/13/07); **PAT Made:** 9, vs. Montana State (9/6/08).

2008 FIELD GOAL SEQUENCE

KICKING	Kansas State
North Texas	(28)
Montana State	(25), (45)
Louisville	--
Louisiana	(26)
Texas Tech	--
at Texas A&M	(49)
at Colorado	(37), (53), 47, 42
Oklahoma	
at Kansas	
at Missouri	
Nebraska	
Iowa State	

() - Made

KANSAS STATE WILDCATS

BRANDON BANKS

5-7 | 142 | JUNIOR | WR
**ALL-BIG 12 AND
 BIG 12 NEWCOMER OF THE YEAR CANDIDATE**

- One of the top wide receivers in the Big 12 Conference and the nation.
- Leads the team with 34 catches for 668 yards and six touchdowns.
- Ranks 17th nationally in receiving yards per game (95.4).
- All six touchdown receptions this season have gone for 30-plus yards.
- Recorded a touchdown catch in each of his first four games this season.
- His six receiving touchdowns rank sixth among Big 12 wide receivers.
- Is averaging 19.6 yards a catch this season.
- Had seven catches for 153 yards and two scores at Louisville, all career-bests.
- Has recorded two 100-yard receiving games this season through seven weeks.
- On pace to set the K-State single-season records for catches and receiving yards by a junior.
- The lightest wide receiver among FBS schools at 142 pounds.



BANKS' CAREER STATISTICS

RECEIVING	G	REC	YDS	AVG	TD	LONG
2008	7	34	668	19.6	6	59
TOTAL	7	34	668	19.6	6	59

CAREER-HIGHS - Catches: 7, at Louisville (9/17/08); Yards: 153, at Louisville (9/17/08); TD: 2, two times; Long Catch: 59, at Louisville (9/17/08).

2008 GAME-BY-GAME

RECEIVING	REC	YDS	AVG	TD	LONG
North Texas	3	88	29.3	2	43
Montana State	6	95	15.8	1	36
at Louisville	7	153	21.9	2	59
Louisiana	6	127	21.2	1	53
Texas Tech	3	51	17.0	0	17
at Texas A&M	4	59	14.8	0	32
at Colorado	5	95	19.0	0	30
Oklahoma					
at Kansas					
at Missouri					
Nebraska					
Iowa State					

2008 STATISTICS

OVERALL: 4-3 (HOME: 3-1, ROAD: 1-2, NEUTRAL: 0-0) | BIG 12 CONFERENCE: 1-2 (HOME: 0-1, ROAD: 1-1)

RESULTS

DATE	OPPONENT	RESULT	SCORE	TV	ATTEND
Aug. 30	NORTH TEXAS	W	45-6	None	45,150
Sept. 6	MONTANA STATE	W	69-10	FCS	45,241
Sept. 17	at Louisville	L	29-38	ESPN2	42,208
Sept. 27	LOUISIANA	W	45-37	None	45,558
Oct. 4	TEXAS TECH *	L	28-58	ABC	43,614
Oct. 11	at Texas A&M *	W	44-30	None	78,669
Oct. 18	at Colorado *	L	13-14	FSN	52,099
Oct. 25	OKLAHOMA *				
Nov. 1	at Kansas *				
Nov. 8	at Missouri *				
Nov. 15	NEBRASKA *				
Nov. 22	IOWA STATE *				

* Big 12 Conference Game

TEAM STATISTICS

	KANSAS STATE	OPPONENTS
SCORING	273	193
Points Per Game	39.0	27.6
FIRST DOWNS	156	167
Rushing	57	71
Passing	86	87
Penalty	13	9
RUSHING YARDAGE	1010	1334
Yards gained rushing	1116	1533
Yards lost rushing	106	199
Rushing Attempts	242	288
Average Per Rush	4.2	4.6
Average Per Game	144.3	190.6
TDs Rushing	18	12
PASSING YARDAGE	1849	1671
Att-Comp-Int	233-143-3	252-155-4
Average Per Pass	7.9	6.6
Average Per Catch	12.9	10.8
Average Per Game	264.1	238.7
TDs Passing	12	14
TOTAL OFFENSE	2859	3005
Total Plays	475	540
Average Per Play	6.0	5.6
Average Per Game	408.4	429.3
KICK RETURNS: #-Yards	28-603	30-504
PUNT RETURNS: #-Yards	28-362	8-39
INT RETURNS: #-Yards	4-33	3-8
KICK RETURN AVERAGE	21.5	16.8
PUNT RETURN AVERAGE	12.9	4.9
FUMBLES-LOST	13-8	11-4
PENALTIES-Yards	38-318	53-412
Average Per Game	45.4	58.9
PUNTS-Yards	20-761	35-1185
Average Per Punt	38.0	33.9
Net punt average	34.1	22.9
TIME OF POSSESSION/Game	27:14	32:46
3RD-DOWN Conversions	40/90	48/110
3rd-Down Pct	44%	44%
4TH-DOWN Conversions	11/18	7/14
4th-Down Pct	61%	50%
SACKS BY-Yards	14-75	4-26
TOUCHDOWNS SCORED	36	26
FIELD GOALS-ATTEMPTS	7-9	5-8
ON-SIDE KICKS	0-1	0-2
RED-ZONE SCORES	25-30 83%	21-25 84%
RED-ZONE TOUCHDOWNS	21-30 70%	17-25 68%
PAT-ATTEMPTS	34-35 97%	20-25 80%
ATTENDANCE	4/44891	3/57659

SCORE BY QUARTERS	1ST	2ND	3RD	4TH	TOTAL
KANSAS STATE	79	76	62	56	273
OPPONENTS	27	66	53	47	193

RUSHING

PLAYER	GP	ATT.	GAIN	LOSS	NET	AVG.	TD	LONG	YPG
Freeman, Josh	7	54	289	26	263	4.9	13	22	37.6
Dold, Logan	6	53	251	2	249	4.7	2	19	41.5
Brown, Lamark	5	55	223	34	189	3.4	1	28	37.8
Valentine, K.	7	34	140	11	129	3.8	1	16	18.4
Woods, Justin	3	19	68	5	63	3.3	1	19	21.0
Murphy, Deon	7	4	54	4	50	12.5	0	44	7.1
Coffman, Carson	3	10	48	0	48	4.8	0	25	16.0
Snipes, Attrail	2	1	27	0	27	27.0	0	27	13.5
Hartman, Tysyn	7	3	13	0	13	4.3	0	8	1.9
Banks, Brandon	7	1	3	0	3	3.0	0	3	0.4
TEAM	6	8	0	24	-24	-3.0	0	0	-4.0
TOTAL.....	7	242	1116	106	1010	4.2	18	44	144.3
OPPONENTS.....	7	288	1533	199	1334	4.6	12	69	190.6

PASSING

PLAYER	G	EFFIC.	CMP-ATT-INT	PCT.	YARDS	TD	LONG	AVG/G
Freeman, Josh	7	149.17	131-210-2	62.4	1746	12	70	249.4
Coffman, Carson	3	81.10	12-23-1	52.2	103	0	19	34.3
TOTAL.....	7	142.45	143-233-3	61.4	1849	12	70	264.1
OPPONENTS.....	7	132.37	155-252-4	61.5	1671	14	55	238.7

RECEIVING

PLAYER	G	NO	YDS	AVG	TD	LONG	AVG/G
Banks, Brandon	7	34	668	19.6	6	59	95.4
Quarles, Aubrey	7	30	333	11.1	1	36	47.6
Mastrud, Jeron	7	26	268	10.3	1	52	38.3
Murphy, Deon	7	16	244	15.2	2	70	34.9
Brown, Lamark	5	15	129	8.6	1	18	25.8
Pierce, Ernie	7	6	101	16.8	1	33	14.4
Alstatt, Brett	7	5	32	6.4	0	8	4.6
Wykes, Matt	7	3	24	8.0	0	14	3.4
Dold, Logan	6	3	21	7.0	0	10	3.5
Valentine, K.	7	3	14	4.7	0	8	2.0
Seiwert, Darrin	4	1	11	11.0	0	11	2.8
Woods, Justin	3	1	4	4.0	0	4	1.3
TOTAL.....	7	143	1849	12.9	12	70	264.1
OPPONENTS.....	7	155	1671	10.8	14	55	238.7

TOTAL OFFENSE

PLAYER	G	PLAYS	RUSH	PASS	TOTAL	AVG/G
Freeman, Josh	7	264	263	1746	2009	287.0
Dold, Logan	6	53	249	0	249	41.5
Brown, Lamark	5	55	189	0	189	37.8
Coffman, Carson	3	33	48	103	151	50.3
Valentine, K.	7	34	129	0	129	18.4
Woods, Justin	3	19	63	0	63	21.0
Murphy, Deon	7	4	50	0	50	7.1
Snipes, Attrail	2	1	27	0	27	13.5
Hartman, Tysyn	7	3	13	0	13	1.9
Banks, Brandon	7	1	3	0	3	0.4
TEAM	6	8	-24	0	-24	-4.0
TOTAL.....	7	475	1010	1849	2859	408.4
OPPONENTS.....	7	540	1334	1671	3005	429.3

2008 STATISTICS

OVERALL: 4-3 (HOME: 3-1, ROAD: 1-2, NEUTRAL: 0-0) | BIG 12 CONFERENCE: 1-2 (HOME: 0-1, ROAD: 1-1)

SCORING

PLAYER	TD	FGS	-----PATs-----						SAF	PTS
			KICK	RUSH	RCV	PASS	DXP			
Freeman, Josh	13	0-0	0-0	1-1	0	0-0	0	0	0	80
Rossman, Brooks	0	7-9	34-35	0-0	0	0-0	0	0	0	55
Banks, Brandon	6	0-0	0-0	0-0	0	0-0	0	0	0	36
Murphy, Deon	3	0-0	0-0	0-0	0	0-0	0	0	0	18
Pierce, Ernie	3	0-0	0-0	0-0	0	0-0	0	0	0	18
Dold, Logan	2	0-0	0-0	0-0	0	0-0	0	0	0	12
Brown, Lamark	2	0-0	0-0	0-0	0	0-0	0	0	0	12
Herndon, Court.	2	0-0	0-0	0-0	0	0-0	0	0	0	12
Carney, Chris	1	0-0	0-0	0-0	0	0-0	0	0	0	6
Woods, Justin	1	0-0	0-0	0-0	0	0-0	0	0	0	6
Mastrud, Jeron	1	0-0	0-0	0-0	0	0-0	0	0	0	6
Valentine, K.	1	0-0	0-0	0-0	0	0-0	0	0	0	6
Quarles, Aubrey	1	0-0	0-0	0-0	0	0-0	0	0	0	6
TOTAL.....	36	7-9	34-35	1-1	0	0-0	0	0	0	273
OPPONENTS.....	26	5-8	20-25	0-0	1	1-1	0	0	0	193

PUNT RETURNS

PLAYER	NO	YDS	AVG	TD	LONG
Murphy, Deon	20	222	11.1	1	86
Banks, Brandon	4	53	13.2	0	34
Herndon, Court.	2	40	20.0	1	10
Walker, Reggie	1	5	5.0	0	0
Stryker, Adrian	1	14	14.0	0	0
Carney, Chris	0	10	0.0	1	10
Pierce, Ernie	0	18	0.0	2	18
TOTAL.....	28	362	12.9	5	86
OPPONENTS.....	8	39	4.9	0	18

KICKOFF RETURNS

PLAYER	NO	YDS	AVG	TD	LONG
Quarles, Aubrey	21	462	22.0	0	50
Murphy, Deon	4	93	23.2	0	36
Valentine, K.	2	33	16.5	0	18
Banks, Brandon	1	15	15.0	0	15
TOTAL.....	28	603	21.5	0	50
OPPONENTS.....	30	504	16.8	0	31

INTERCEPTIONS

PLAYER	NO	YDS	AVG	TD	LONG
Herndon, Court.	1	26	26.0	0	26
Balkcom, Brandon	1	6	6.0	0	6
Cheatham, Ray	1	0	0.0	0	0
Moore, Joshua	1	1	1.0	0	1
TOTAL.....	4	33	8.2	0	26
OPPONENTS.....	3	8	2.7	0	10

FUMBLE RETURNS

PLAYER	NO	YDS	AVG	TD	LONG
Herndon, Court.	1	43	43.0	1	43
Moore, Joshua	1	-2	-2.0	0	0
Pomele, Ulla	1	10	10.0	0	10
TOTAL.....	3	51	17.0	1	43
OPPONENTS.....	1	11	11.0	0	11

ALL-PURPOSE YARDAGE

PLAYER	G	RUSH	REC	PR	KOR	IR	TOT	AVG/G
Quarles, Aubrey	7	0	333	0	462	0	795	113.6
Banks, Brandon	7	3	668	53	15	0	739	105.6
Murphy, Deon	7	50	244	222	93	0	609	87.0
Brown, Lamark	5	189	129	0	0	0	318	63.6
Dold, Logan	6	249	21	0	0	0	270	45.0
Mastrud, Jeron	7	0	268	0	0	0	268	38.3
Freeman, Josh	7	263	0	0	0	0	263	37.6
Valentine, K.	7	129	14	0	33	0	176	25.1
Pierce, Ernie	7	0	101	18	0	0	119	17.0
Woods, Justin	3	63	4	0	0	0	67	22.3
Herndon, Court.	7	0	0	40	0	26	66	9.4
Coffman, Carson	3	48	0	0	0	0	48	16.0
Alstatt, Brett	7	0	32	0	0	0	32	4.6
Snipes, Attrail	2	27	0	0	0	0	27	13.5
Wykes, Matt	7	0	24	0	0	0	24	3.4
Stryker, Adrian	5	0	0	14	0	0	14	2.8
Hartman, Tysyn	7	13	0	0	0	0	13	1.9
Seiwert, Darrin	4	0	11	0	0	0	11	2.8
Carney, Chris	7	0	0	10	0	0	10	1.4
Balkcom, Brandon	7	0	0	0	0	6	6	0.9
Walker, Reggie	7	0	0	5	0	0	5	0.7
Moore, Joshua	7	0	0	0	0	1	1	0.1
TEAM	6	-24	0	0	0	0	-24	-4.0
TOTAL.....	7	1010	1849	362	603	33	3857	551.0
OPPONENTS.....	7	1334	1671	39	504	8	3556	508.0

PUNTING

PLAYER	NO	YDS	AVG	LONG	TB	FC	I20	BLKD
Fulhage, D.J.	14	525	37.5	55	2	1	2	0
Pierson, George	6	236	39.3	50	0	3	2	0
TOTAL.....	20	761	38.0	55	2	4	4	0
OPPONENTS.....	35	1185	33.9	58	1	3	9	4

FIELD GOALS

PLAYER	FGM-FGA	PCT	01-19	20-29	30-39	40-49	50+	LG	BLK
Rossman, Brooks	7-9	77.8	0-0	3-3	1-1	2-4	1-1	53	0

FIELD GOAL SEQUENCE

GAME	KANSAS STATE	OPPONENTS
North Texas	(28)	-
Montana State	(25),(45)	(41)
Louisville	-	31,(36)
Louisiana	(26)	(22)
Texas Tech	-	(31)
Texas A&M	(49)	(26)
Colorado	(37), (53), 47, 42	48, 47

KICKOFFS

PLAYER	NO	YDS	AVG	TB	OB	RETN	NET	YDLN
Rossman, Brooks	47	3114	66.3	16	0			
Cherry, Josh	2	102	51.0	0	0			
TOTAL.....	49	3216	65.6	16	0	504	48.8	21
OPPONENTS.....	36	2296	63.8	6	0	603	43.7	26

2008 STATISTICS

OVERALL: 4-3 (HOME: 3-1, ROAD: 1-2, NEUTRAL: 0-0) | BIG 12 CONFERENCE: 1-2 (HOME: 0-1, ROAD: 1-1)

DEFENSIVE STATISTICS

PLAYER	GP	SOLO	AST	TOTAL	TFL/YDS	SACKS	INT-YDS	PBU	QBH	FR	FF	BLK	SAF
Moore, Joshua	7	34	14	48	.	.	1-1	6	.	1--2	.	.	.
Pomele, Ulla	7	30	16	46	5.5-8	1.0-1	.	1	.	2-10	2	.	.
Herndon, Court.	7	20	18	38	4.5-17	1.5-13	1-26	2	.	1-43	.	2	.
Carney, Chris	7	25	9	34	1.0-2	.	.	4
Harold, Brandon	7	18	15	33	10.5-41	3.0-21	.	.	1	.	2	.	.
Cheatham, Ray	7	16	11	27	.	.	1-0
Childs, Eric	7	14	10	24	2.0-5	1.5-4	.	1
Hartman, Tysyn	7	18	6	24
Walker, Reggie	7	15	9	24	2.5-8	1.0-6	.	1	.	.	.	1	.
Campbell, Ian	7	12	10	22	3.5-17	3.5-17	.	1	.	.	.	1	.
Hrebec, Alex	7	11	11	22	1.0-7	.	.	2	.	.	1	.	.
Hall, Olu	7	9	11	20	3.0-9	1.0-1	.	2
Irvin, Blair	7	15	5	20	1.0-5	.	.	2
Sekona, Hansen	7	10	7	17	3.0-10
Houlik, John	3	9	6	15
Balkcom, Brandon	7	7	8	15	1.0-1	.	1-6	1
Moore, Antwon	4	7	4	11	1.0-3	1	.	.
Chandler, Gary	4	6	5	11
Calvin, Daniel	7	6	3	9
Erker, Andrew	7	7	1	8
Rohleder, Kevin	5	4	3	7
McClellan, Billy	6	5	2	7	.	.	.	1
Johnson, Otis	6	4	2	6	.	.	.	1	.	.	1	.	.
Alexander, Heath	6	4	1	5
Faustin, Vlad	7	2	3	5	1.0-8	1.0-8	1	.
Harrell, Rashad	5	3	1	4
Stryker, Adrian	5	1	3	4	1	.
Guidry, Raphael	5	1	3	4
Felder, Antonio	7	.	3	3	0.5-1	.	.	1
Alstatt, Brett	7	1	2	3
Crews, Gabriel	2	2	1	3	0.5-4	0.5-4
Wilson, Cedric	5	1	1	2	.	.	.	1
Tigner, Dahrnaz	6	.	2	2	0.5-0
Reed, Jack	6	1	1	2	1.0-1
Bamberger, Chris	7	.	1	1
Pierce, Ernie	7	1	.	1
Yemm, Pete	5	.	1	1
Wykes, Matt	7	.	1	1
Dold, Logan	6	.	1	1
Banks, Brandon	7	1	.	1
Brown, Lamark	5	1	.	1
Kirk, Payton	4	1	.
TOTAL.....	7	321	211	532	43-147	14-75	4-33	27	1	4-51	7	7	.
OPPONENTS.....	7	281	219	500	22.0-76	4-26	3-8	31	2	8-11	8	.	.

2008 STATISTICS

OVERALL: 4-3 (HOME: 3-1, ROAD: 1-2, NEUTRAL: 0-0) | BIG 12 CONFERENCE: 1-2 (HOME: 0-1, ROAD: 1-1)

GAME-BY-GAME TACKLES (UT-AT)

PLAYER	UT-AT-TT	NT	MSU	UL	ULL	TT	TAM	CU	OU	KU	MU	NU	ISU
Moore, Joshua	34-14-48	4-2	0-1	5-2	3-2	6-1	7-2	9-4					
Pomele, Ulla	30-16-46	2-2	6-1	7-2	2-3	0-3	4-2	9-3					
Herndon, Courtney	20-18-38	3-1	2-2	2-2	3-7	4-1	4-1	2-4					
Carney, Chris	25-9-34	3-1	4-1	9-2	2-1	1-1	3-1	3-2					
Harold, Brandon	18-15-33	0-3	4-2	3-2	4-3	0-4	2-0	5-1					
Cheatam, Ray	16-11-27	1-2	1-2	3-1	2-1	4-2	4-1	1-2					
Hartman, Tyson	18-6-24	0-0	0-0	0-0	1-2	6-2	7-1	4-1					
Childs, Eric	14-10-24	3-1	1-1	1-0	3-0	2-4	2-1	2-3					
Walker, Reggie	15-9-24	0-0	2-1	2-2	0-1	6-4	0-0	5-1					
Campbell, Ian	12-10-22	1-0	1-0	1-0	5-6	0-0	3-0	1-4					
Hrebec, Alex	11-11-22	0-0	0-1	0-0	2-3	3-1	4-2	2-4					
Hall, Olu	9-11-20	1-1	1-3	1-2	0-1	3-3	1-0	2-1					
Irvin, Blair	15-5-20	5-1	1-0	1-0	4-1	0-1	2-0	2-2					
Sekona, Hansen	10-7-17	0-0	0-0	2-7	2-3	0-0	1-0	0-2					
Balkcom, Brandon	7-8-15	1-0	0-1	2-0	1-4	1-0	1-0	1-3					
Houlik, John	9-6-15	0-0	0-0	0-0	0-0	5-2	2-1	2-3					
Moore, Antwon	7-4-11	2-2	1-1	3-1	1-0	0-0	0-0	0-0					
Calvin, Daniel	6-3-9	0-0	1-1	2-0	1-2	0-0	2-0	0-0					
Erker, Andrew	7-1-8	0-1	5-0	1-0	0-0	0-0	1-0	0-0					
McClellan, Billy	5-2-7	0-1	2-0	0-0	1-0	2-1	0-0	0-0					
Rohleder, Kevin	4-3-7	1-0	0-1	0-0	2-1	1-1	0-0	0-0					
Johnson, Otis	4-2-6	0-1	1-1	1-0	1-0	1-0	1-0	0-0					
Faustin, Vlad	2-3-5	1-1	0-0	1-0	0-2	0-0	0-0	0-0					
Harrell, Rashad	3-1-4	0-0	0-0	0-0	0-0	3-0	0-1	0-0					
Stryker, Adrian	1-3-4	0-2	0-1	0-0	0-0	0-0	1-0	0-0					
Guidry, Raphael	2-2-4	0-2	1-0	0-0	0-0	0-0	0-0	1-0					
Crews, Gabriel	2-1-3	0-0	0-0	0-0	0-0	0-0	2-1	0-0					
Felder, Antonio	0-3-3	0-2	0-0	0-1	0-0	0-0	0-0	0-0					

GAME-BY-GAME TACKLES FOR LOSS (TFL-YDS)

PLAYER	TFL-YDS	NT	MSU	UL	ULL	TT	TAM	CU	OU	KU	MU	NU	ISU
Harold, Brandon	10.5-41	0.5-1	3.0-7	2.0-9	3.0-17	0.0-0	0.0-0	2.0-7					
Pomele, Ulla	5.5-8	0.0-0	1.0-3	1.0-1	0.0-0	0.0-0	2.0-2	1.5-2					
Herndon, Courtney	4.5-17	1.0-7	1.0-1	0.0-0	0.5-6	0.0-0	1.0-1	1.0-2					
Campbell, Ian	3.5-17	1.0-7	0.0-0	0.0-0	1.5-7	0.0-0	1.0-3	0.0-0					
Sekona, Hanson	3.0-10	0.0-0	0.0-0	2.0-6	1.0-4	0.0-0	0.0-0	0.0-0					
Hall, Olu	3.0-9	0.0-0	0.0-0	0.0-0	0.0-0	1.0-1	0.0-0	2.0-8					
Reggie Walker	2.5-8	0.0-0	0.0-0	0.5-1	0.0-0	0.0-0	0.0-0	2.0-7					
Childs, Eric	2.0-5	0.0-0	0.0-0	0.0-0	0.0-0	0.0-0	1.5-4	0.5-1					
Faustin, Vlad	1.0-8	0.0-0	0.0-0	1.0-8	0.0-0	0.0-0	0.0-0	0.0-0					
Hrebec, Alex	1.0-7	0.0-0	0.0-0	0.0-0	0.0-0	0.0-0	1.0-7	0.0-0					
Irvin, Blair	1.0-5	0.0-0	0.0-0	0.0-0	0.0-0	0.0-0	1.5-7	0.0-0					
Moore, Antwon	1.0-3	1.0-3	0.0-0	0.0-0	0.0-0	0.0-0	0.0-0	0.0-0					
Carney, Chris	1.0-2	0.0-0	1.0-2	0.0-0	0.0-0	0.0-0	0.0-0	0.0-0					
Balkcom, Brandon	1.0-1	0.0-0	0.0-0	0.0-0	0.0-0	0.0-0	0.0-0	1.0-1					
Crews, Gabriel	0.5-4	0.0-0	0.0-0	0.0-0	0.0-0	0.0-0	0.5-4	0.0-0					
Felder, Antonio	0.5-1	0.0-0	0.0-0	0.5-1	0.0-0	0.0-0	0.0-0	0.0-0					

GAME-BY-GAME SACKS (SKS-YDS)

PLAYER	SKS-YDS	NT	MSU	UL	ULL	TT	TAM	CU	OU	KU	MU	NU	ISU
Campbell, Ian	3.5-17	1.0-7	0.0-0	0.0-0	1.5-7	0.0-0	1.0-3	0.0-0					
Harold, Brandon	3.0-21	0.0-0	0.0-0	1.0-7	2.0-14	0.0-0	0.0-0	0.0-0					
Herndon, Courtney	1.5-13	1.0-7	0.0-0	0.0-0	0.5-6	0.0-0	0.0-0	0.0-0					
Childs, Eric	1.5-4	0.0-0	0.0-0	0.0-0	0.0-0	0.0-0	1.5-4	0.0-0					
Faustin, Vlad	1.0-8	0.0-0	0.0-0	1.0-8	0.0-0	0.0-0	0.0-0	0.0-0					
Walker, Reggie	1.0-6	0.0-0	0.0-0	0.0-0	0.0-0	0.0-0	0.0-0	1.0-8					
Hall, Olu	1.0-1	0.0-0	0.0-0	0.0-0	0.0-0	0.0-0	0.0-0	1.0-1					
Pomele, Ulla	1.0-1	0.0-0	0.0-0	0.0-0	0.0-0	0.0-0	1.0-1	0.0-0					
Crews, Gabe	0.5-4	0.0-0	0.0-0	0.0-0	0.0-0	0.0-0	0.5-4	0.0-0					

2008 STATISTICS

OVERALL: 4-3 (HOME: 3-1, ROAD: 1-2, NEUTRAL: 0-0) | BIG 12 CONFERENCE: 1-2 (HOME: 0-1, ROAD: 1-1)

GAME-BY-GAME PASSING

JOSH FREEMAN	Att	Comp	Int	Pct	Yards	TD	Long	Sack	Yds	Effic.
North Texas	24	18	0	75.0	232	3	43	0	0	197.45
Montana State	21	16	0	76.2	288	2	70	0	0	222.82
at Louisville	42	22	2	50.0	313	3	59	0	0	129.03
Louisiana-Lafayette	28	21	0	75.0	272	3	53	0	0	191.96
Texas Tech	28	13	0	46.4	170	1	33	1	5	109.21
at Texas A&M	26	21	0	80.7	234	0	32	2	11	156.37
at Colorado	41	20	0	48.7	237	0	30	1	10	97.34
Oklahoma										
at Kansas										
at Missouri										
Nebraska										
Iowa State										
TOTALS	210	131	2	62.3	1746	12	70	4	26	149.17

CARSON COFFMAN	Att	Comp	Int	Pct	Yards	TD	Long	Sack	Yds	Effic.
North Texas	18	9	1	50.0	74	0	19	0	0	73.42
Montana State	2	1	0	50.0	16	0	16	0	0	117.20
at Louisville	-	-	-	-	-	-	-	-	-	-
Louisiana-Lafayette	-	-	-	-	-	-	-	-	-	-
Texas Tech	3	2	0	66.6	13	0	7	0	0	103.07
at Texas A&M	-	-	-	-	-	-	-	-	-	-
at Colorado	-	-	-	-	-	-	-	-	-	-
Oklahoma										
at Kansas										
at Missouri										
Nebraska										
Iowa State										
TOTALS	23	12	1	52.1	103	0	19	0	0	81.10

GAME-BY-GAME RUSHING (NO-YDS/TDs)

PLAYER	NO-YDS/TD	NT	MSU	UL	ULL	TT	TAM	CU	OU	KU	MU	NU	ISU
Freeman, Josh	54-263/12	5-23/2	5-35/2	3-18/0	9-37/2	7-13/2	18-95/4	7-47/1					
Dold, Logan	53-249/2	9-53/0	5-10/1	0-0/0	4-19/0	1-5/0	21-115/1	13-42/0					
Brown, Lamark	55-189/1	0-0/0	1--12/0	0-0/0	29-137/1	25-64/0	0-0/0	0-0/0					
Valentine, K.	34-129/1	13-65/1	12-39/0	6-14/0	0-0/0	0-0/0	3-11/0	0-0/0					
Woods, Justin	19-63/1	3-6/0	15-57/1	1-0/0	0-0/0	0-0/0	0-0/0	0-0/0					
Murphy, Deon	4-50/0	0-0/0	1-44/0	0-0/0	0-0/0	1-6/0	2-0/0	0-0/0					
Coffman, Carson	10-48/0	5-20/0	3-3/0	0-0/0	0-0/0	2-25/0	0-0/0	0-0/0					
Hartman, Tysyn	3-13/0	0-0/0	1-1/0	1-8/0	1-4/0	0-0/0	0-0/0	0-0/0					
Snipes, Attrail	1-27/0	0-0/0	0-0/0	0-0/0	0-0/0	0-0/0	0-0/0	1-27/0					

GAME-BY-GAME RECEIVING (NO-YDS/TDs)

PLAYER	NO-YDS/TD	NT	MSU	UL	ULL	TT	TAM	CU	OU	KU	MU	NU	ISU
Banks, Brandon	34-668/6	3-88/1	6-95/1	7-153/2	6-127/1	3-51/0	4-59/0	5-95/0					
Quarles, Aubrey	30-333/1	6-57/0	2-52/1	3-28/0	6-62/0	2-21/0	9-102/0	2-11/0					
Mastrud, Jeron	26-268/0	5-37/0	2-22/0	5-67/0	2-32/0	2-25/0	5-43/0	5-42/0					
Murphy, Deon	16-244/2	0-0/0	1-70/0	4-55/0	2-15/2	4-42/0	1-15/0	4-47/0					
Brown, Lamark	15-129/1	4-45/1	3-37/0	0-0/0	5-36/0	3-11/0	0-0/0	0-0/0					
Pierce, Ernie	6-101/1	2-30/1	2-21/0	0-0/0	0-0/0	1-33/1	0-0/0	1-17/0					
Alstatt, Brett	5-32/0	2-10/0	1-7/0	0-0/0	0-0/0	0-0/0	0-0/0	2-15/0					
Wykes, Matt	3-24/0	3-24/0	0-0/0	0-0/0	0-0/0	0-0/0	0-0/0	0-0/0					
Dold, Logan	3-21/0	1-4/0	0-0/0	0-0/0	0-0/0	0-0/0	1-7/0	1-10/0					
Valentine, K.	3-14/0	0-0/0	0-0/0	2-6/0	0-0/0	0-0/0	1-8/0	0-0/0					
Seiwart, Darrin	1-11/0	1-11/0	0-0/0	0-0/0	0-0/0	0-0/0	0-0/0	0-0/0					
Woods, Justin	1-4/0	0-0/0	0-0/0	1-4/0	0-0/0	0-0/0	0-0/0	0-0/0					

2008 STATISTICS

OVERALL: 4-3 (HOME: 3-1, ROAD: 1-2, NEUTRAL: 0-0) | BIG 12 CONFERENCE: 1-2 (HOME: 0-1, ROAD: 1-1)

GAME-BY-GAME SUMMARIES

GAME	Final Score	Score By Quarter				First Downs				Rushing			Passing			Total Offense		Punting	Fumbles	Penalty	Third Downs	Total ToP
		1	2	3	4	Ru	Pa	Pn	Tot	Att	Yds	TD	A-C-I	Yds	TD	Att	Yds	No-Avg	No-Lost	No-Yds		
N. Texas	6	0	0	6	0	6	6	0	12	26	105	0	29-16-0	100	1	55	205	11-40.3	1-0	6-29	2-13	26:06
K-State	45	14	14	14	3	10	16	0	26	36	165	3	42-27-1	306	3	78	471	3-42.7	2-1	4-30	9-15	33:54
MSU	10	7	0	0	3	6	6	3	15	36	83	0	35-17-2	108	1	71	191	6-22.5	4-2	11-97	4-16	31:05
K-State	69	31	14	10	14	8	11	4	23	43	177	4	23-17-0	304	2	66	481	0-0.0	2-0	9-93	6-12	28:55
K-State	29	7	0	7	15	2	10	2	14	12	30	0	42-22-2	313	3	54	343	5-39.8	2-1	7-55	5-13	18:34
Louisville	38	0	14	14	10	12	17	2	31	55	303	3	33-22-0	274	2	88	577	5-35.6	2-0	5-43	8-16	41:26
Louisiana	37	3	7	20	7	17	10	0	21	51	335	4	29-16-0	174	1	80	509	4-36.5	1-0	10-86	9-16	31:36
K-State	45	7	21	14	3	10	15	5	30	45	198	3	28-21-0	272	3	73	470	2-37.0	1-1	5-29	6-11	28:24
Tx. Tech	58	14	24	7	13	9	23	1	33	30	136	2	60-42-1	490	6	90	626	1-00.0	0-0	6-38	10-17	35:06
K-State	28	7	7	7	7	6	12	0	18	36	113	2	31-15-0	183	1	67	296	4-33.8	2-2	2-10	2-12	24:54
K-State	44	7	20	3	14	13	15	2	30	47	215	5	26-21-0	234	0	73	449	1-42.0	2-1	2-25	9-12	32:15
Tx. A&M	30	3	7	6	14	7	17	1	25	33	125	2	41-29-0	419	2	74	544	2-29.0	1-1	9-65	8-15	27:45
K-State	13	6	0	7	0	8	7	0	15	23	112	1	41-20-0	237	0	64	349	5-36.6	2-2	9-84	3-15	23:39
Colorado	14	0	14	0	0	14	8	2	24	57	247	1	25-13-1	106	1	82	353	6-37.5	2-1	6-54	7-17	36:21
Oklahoma																						
K-State																						
K-State																						
Kansas																						
K-State																						
Missouri																						
Nebraska																						
K-State																						
Iowa State																						
K-State																						

AVERAGE STARTING FIELD POSITION

	Total Drives	Total Yd. Line	Average Field Pos.	Started in Opp.	Total Scores	TD	FG	MFG	Punts	Downs	To	Clock	Total Points
Total	85	2736	KS 32	13	40	32	8	2	17	7	11	8	252
Opponents	88	2547	Own 29	6	31	26	4	3	35	7	8	5	193

GAME-BY-GAME OFFENSIVE STARTERS

OPPONENT	WR	LT	LG	C	RG	RT	TE	QB	WR	TB	WR
North Texas	Brown	Prince	Unruh	Bedore	Spexarth	Stringer	Mastrud	Freeman	Pierce	Valentine	Alstatt (te)
Montana State	Murphy	Alesana	Unruh	Bedore	Spexarth	Stringer	Mastrud	Freeman	Pierce	Valentine	Alstatt (te)
at Louisville	Murphy	Alesana	Unruh	Bedore	Spexarth	Stringer	Mastrud	Freeman	Banks	Valentine	Quarles
Louisiana	Murphy	Alesana	Kendall	Bedore	Spexarth	Stringer	Mastrud	Freeman	Quarles	Brown	Alstatt (te)
Texas Tech	Murphy	Prince	Kendall	Bedore	Spexarth	Stringer	Mastrud	Freeman	Banks	Brown	Pierce
at Texas A&M	Murphy	Prince	Unruh	Kendall	Benoit	Stringer	Mastrud	Freeman	Banks	Dold	Quarles
at Colorado	Murphy	Prince	Unruh	Kendall	Benoit	Stringer	Mastrud	Freeman	Banks	Dold	Quarles
Oklahoma											
at Kansas											
at Missouri											
Nebraska											
Iowa State											

GAME-BY-GAME DEFENSIVE STARTERS

OPPONENT	RE	NT	LE	OLB	ILB	ILB	OLB	CB	SS	FS	CB
North Texas	Childs	Balkcom	Campbell	Hall	Walker	Irvin (cb)	Moore, A.	Cheatham	Chandler	Carney	Moore, J.
Montana State	Childs	Balkcom	Campbell	Hall	Walker	Pomele	Moore, A.	Cheatham	Chandler	Carney	Moore, J.
at Louisville	Campbell	Balkcom	Harold	Walker	Sekona	Pomele	Moore, A.	Cheatham	Herndon	Carney	Moore, J.
Louisiana	Childs	Calvin	Campbell	Harold (dt)	Sekona	Pomele	Irvin (cb)	Cheatham	Herndon	Carney	Moore, J.
Texas Tech	Childs	Harold	Campbell	Hall	Houlik	Walker	Irvin (cb)	Harrell	Herndon	Hartman	Moore, J.
at Texas A&M	Childs	Calvin	Campbell	Harold (dt)	Sekona	Pomele	Hall	Irvin	Herndon	Hartman	Moore, J.
at Colorado	Childs	Calvin	Campbell	Harold (dt)	Hrebec	Pomele	Hall	Irvin	Herndon	Hartman	Moore, J.
Oklahoma											
at Kansas											
at Missouri											
Nebraska											
Iowa State											

SCORING DRIVES - KANSAS STATE

OPPONENT	No. of Plays	Total Yards	Drive Time	Type of Score	Score Time/Qtr	Drive Start	Scoring Play
North Texas	1	4	0:05	TD	1st/13:03	NT 4	Valentine, K. 4 yd run
North Texas	13	80	6:07	TD	1st/2:11	KS 20	Freeman 1 yd run
North Texas	7	71	2:54	TD	2nd/9:38	KS 29	Banks 30 yd rec
North Texas	11	73	5:42	TD	2nd/2:03	KS 27	Brown 6 yd rec
North Texas	3	43	0:59	TD	3rd/14:01	NT 43	Banks 43 yd rec
North Texas	10	68	3:55	TD	3rd/9:17	KS 32	Freeman 8 yd run
North Texas	12	58	5:04	FG	4th/0:06	KS 42	Rossman 28 yd field goal
Montana State	1	1	0:03	TD	1st/13:56	MS 1	Freeman 1 yd run
Montana State	5	77	1:53	FG	1st/9:30	KS 15	Rossman 25 yd field goal
Montana State	--	--	--	TD	1st/8:18	--	Pierce 0 yd blkd punt ret
Montana State	3	10	0:58	TD	1st/7:01	MS 10	Freeman 6 yd run
Montana State	3	63	1:13	TD	1st/3:25	KS 37	Quarles 36 yd rec
Montana State	6	74	2:41	TD	2nd/12:30	KS 26	Banks 36 yd rec
Montana State	7	68	2:31	TD	2nd/5:19	KS 32	Dold 1 yd run
Montana State	--	--	--	TD	3rd/5:36	--	Carney 10 yd blkd punt ret
Montana State	4	0	1:20	FG	3rd/1:53	MS 28	Rossman 45 yd field goal
Montana State	--	--	--	TD	4th/14:46	--	Herndon 43 yd fumble ret
Montana State	7	66	3:19	TD	4th/9:53	KS 34	Woods 8 yd run
Louisville	5	69	1:35	TD	1st/0:21	KS31	Banks 45 yd rec
Louisville	--	--	--	TD	3rd/8:25	--	Murphy 86 yd punt ret
Louisville	2	74	0:39	TD	4th/11:29	KS26	Mastrud 52 yd rec
Louisville	8	76	1:05	TD	4th/3:23	KS24	Banks 59 yd rec
Louisiana	8	56	2:15	TD	1st/3:55	KS44	Murphy 12 yd rec
Louisiana	6	81	1:54	TD	2nd/12:43	KS19	Freeman 7 yd run
Louisiana	6	34	2:04	TD	2nd/10:32	ULL34	Freeman 15 yd run
Louisiana	10	73	3:52	TD	2nd/3:43	KS27	Murphy 3 yd rec
Louisiana	12	85	4:54	TD	3rd/9:48	KS15	Brown 3 yd run
Louisiana	4	82	1:32	TD	3rd/1:49	KS18	Banks 53 yd rec
Louisiana	17	73	7:12	FG	4th/1:37	KS27	Rossman 26 yd field goal
Texas Tech	4	68	1:26	TD	1st/11:31	KS32	Pierce 33 yd rec
Texas Tech	4	29	1:14	TD	2nd/14:35	TT29	Freeman 1 yd run
Texas Tech	15	80	6:15	TD	3rd/13:45	KS20	Freeman 3 yd run
Texas Tech	--	--	--	TD	4th/4:22	--	Pierce 18 yd blkd punt ret
Texas A&M	8	81	3:15	TD	1st/11:45	KS19	Freeman 12 yd run
Texas A&M	--	--	--	TD	2nd/14:47	--	Herndon 10 yd blkd punt ret
Texas A&M	13	93	5:22	TD	2nd/7:39	KS7	Dold 4 yd run
Texas A&M	6	47	1:51	TD	2nd/4:20	A&M47	Freeman 11 yd run
Texas A&M	9	42	4:21	FG	3rd/7:53	KS26	Rossman 49 yd field goal
Texas A&M	16	98	7:24	TD	4th/4:37	KS2	Freeman 4 yd run
Texas A&M	7	41	2:16	TD	4th/1:14	A&M41	Freeman 1 yd run
Colorado	11	61	2:55	FG	1st/12:05	KS20	Rossman 37 yd field goal
Colorado	8	36	3:10	FG	1st/6:57	KS28	Rossman 53 yd field goal
Colorado	3	46	0:46	TD	3rd/10:49	CU46	Freeman 17 yd run

SCORING DRIVES - OPPONENTS

OPPONENT	No. of Plays	Total Yards	Drive Time	Type of Score	Score Time/Qtr	Drive Start	Scoring Play
North Texas	3	15	0:53	TD	3rd/0:05	KS05	Lott 9 yd rec.
Montana State	7	34	2:33	TD	1st/11:23	MS 34	Bostick 2 yd rec
Montana State	11	56	3:57	FG	4th/5:56	MS 20	Cunningham 41 yd field goal
Louisville	14	80	1:35	TD	2nd/9:26	L20	Chichester 18 yd rec
Louisville	2	27	0:48	TD	2nd/2:54	KS27	Anderson 29 yd run
Louisville	8	80	3:53	TD	3rd/11:07	L20	Paschley 13 yd rec
Louisville	4	81	2:21	TD	3rd/6:04	L19	Anderson 56 yd run
Louisville	6	56	2:40	TD	4th/12:08	L44	Anderson 27 yd run
Louisville	11	67	6:16	FG	4th/5:13	L14	Dougherty 36 yd field goal
Louisiana	14	80	4:43	FG	1st/10:17	ULL20	Edminston 22 yd field goal
Louisiana	10	90	3:00	TD	2nd/0:43	ULL10	Fenroy 15 yd run
Louisiana	1	27	0:06	TD	3rd/14:42	KS27	Chery 27 yd rec
Louisiana	15	86	6:27	TD	3rd/3:21	ULL14	Desormeaux 1 yd run
Louisiana	4	80	1:15	TD	3rd/0:34	ULL20	Fenroy 69 yd run
Louisiana	12	83	4:56	TD	4th/8:49	ULL17	Fenroy 1 yd run
Texas Tech	6	80	2:03	TD	1st/12:57	TT20	Leong 1 yd rec
Texas Tech	14	80	1:26	TD	1st/5:07	TT20	Crabtree 10 yd rec
Texas Tech	11	51	4:52	FG	2nd/9:43	TT35	Carona 51 yd FG
Texas Tech	4	53	1:03	TD	2nd/8:12	TT47	Leong 15 yd rec
Texas Tech	9	70	3:42	TD	2nd/3:53	TT30	Hale 4 yd rec
Texas Tech	7	54	1:08	TD	2nd/0:44	TT46	Crabtree 29 yd rec
Texas Tech	9	76	4:11	TD	3rd/4:34	TT24	Leong 7 yd rec
Texas Tech	9	52	3:49	TD	4th/13:45	TT48	Harrell 1 yd run
Texas Tech	5	34	1:28	TD	4th/12:01	KS34	Batch 9 yd run
Texas A&M	15	73	7:01	FG	1st/4:44	A&M27	Bullock 26 yd field goal
Texas A&M	7	80	2:48	TD	2nd/1:32	A&M20	Lane 1 yd run
Texas A&M	12	82	5:10	TD	3rd/2:43	A&M18	Johnson 5 yd run
Texas A&M	4	73	1:07	TD	4th/3:30	A&M27	Goodson 23 yd rec
Texas A&M	2	74	0:43	TD	4th/0:31	A&M26	Tannehill 55 yd rec
Colorado	11	70	4:36	TD	2nd/12:25	CU 30	Stewart 4 yd run
Colorado	6	65	2:55	TD	2nd/6:19	CU35	McKnight 21 yd rec

DRIVES SUPERLATIVES

	KANSAS STATE	OPPONENT
Most Plays/Result	17/FG Louisiana	15/ TD by Louisiana
Most Yards/Result	98/ TD Texas A&M	90/TD by Louisiana
Most Time/Result	7:24/TD Texas A&M	7:01/FG by Texas A&M

DRIVE CHART (NO. OF DRIVES/TD/FG)

Drive Start Result	1-9 NO/TD/FG	10-19 NO/TD/FG	20-29 NO/TD/FG	30-39 NO/TD/FG	40-49 NO/TD/FG	50+ NO/TD/FG
North Texas	1/0/0	3/0/0	4/3/0	3/1/1	0/0/0	2/2/0
Montana State	0/0/0	1/0/1	3/1/1	5/3/0	0/0/0	2/2/0
at Louisville	1/0/0	5/0/0	5/2/0	2/1/0	0/0/0	0/0/0
Louisiana	0/0/0	5/3/1	2/1/0	3/1/0	1/1/0	1/0/0
Texas Tech	0/0/0	0/0/0	4/1/0	5/1/0	1/0/0	2/1/0
at Texas A&M	2/2/0	2/1/0	2/0/1	1/0/0	0/0/0	3/3/0
at Colorado	0/0/0	3/0/0	3/0/2	4/0/0	3/0/0	1/1/0
Oklahoma						
at Kansas						
at Missouri						
Nebraska						
Iowa State						

3-AND-OUT

	Kansas State Drives/3-and-out	Opponent Drives/3-and-out
North Texas	13/1	13/6
Montana State	11/0	14/5
at Louisville	13/3	14/3
Louisiana	12/0	11/1
Texas Tech	12/2	13/0
at Texas A&M	10/0	10/1
at Colorado	14/3	14/2
Oklahoma		
at Kansas		
at Missouri		
Nebraska		
Iowa State		

SCORING DRIVE ANALYSIS

Yardage	KANSAS STATE		OPPONENTS	
	TD	FG	TD	FG
No Drive	6	0	0	0
Minus Yds.	0	0	0	0
0-9	2	1	0	0
10-19	1	0	1	0
20-29	1	0	2	0
30-39	1	1	2	0
40-49	4	1	0	0
50-59	1	1	4	2
60-69	6	1	1	1
70-79	6	2	5	1
80-89	6	0	9	2
90-99	2	0	1	0

GAME-OPENING DRIVES

Opponent	KANSAS STATE			OPPONENTS		
	Pts.	1st Dns.	Yds.	Pts.	1st Dns.	Yds.
North Texas	7	0	4	0	0	-8
Montana State	7	0	1	0	0	-32
at Louisville	0	3	54	0	4	70
Louisiana	0	1	14	3	5	80
Texas Tech	7	3	68	7	3	80
at Texas A&M	7	5	81	3	3	73
at Colorado	3	3	61	0	2	41
Oklahoma						
at Kansas						
at Missouri						
Nebraska						
Iowa State						

SECOND HALF-OPENING DRIVES

Opponent	KANSAS STATE			OPPONENTS		
	Pts.	1st Dns.	Yds.	Pts.	1st Dns.	Yds.
North Texas	7	1	43	0	0	5
Montana State	0	5	59	0	0	4
at Louisville	0	0	6	7	5	80
Louisiana	0	0	3	7	0	27
Texas Tech	7	5	80	7	4	76
at Texas A&M	3	3	42	0	3	54
at Colorado	7	3	46	0	1	-12
Oklahoma						
at Kansas						
at Missouri						
Nebraska						
Iowa State						

LONGEST PLAYS (20-PLUS YARDS)

KANSAS STATE		
Yards	Opponent	Play/Situation/Result
70	Montana State	Murphy 70 pass from Freeman (1st and 10 at MS 15)
59	Louisville	Banks 59 pass from Freeman (TD)
53	Louisiana	Banks 53 pass from Freeman (TD)
52	Louisville	Mastrud 52 pass from Freeman (TD)
45	Louisville	Banks 45 pass from Freeman (TD)
44	Montana State	Murphy 44 run (1st and Goal at MS 6)
43	North Texas	Banks 43 pass from Freeman (TD)
38	Louisville	Murphy 38 pass from Freeman (1st and 10 at L26)
36	Montana State	Quarles 36 pass from Freeman (TD)
36	Montana State	Banks 36 pass from Freeman (TD)
33	Texas Tech	Pierce 33 pass from Freeman (TD)
32	Texas A&M	Banks 32 pass from Freeman (1st and 10 at A&M23)
30	North Texas	Banks 30 pass from Freeman (TD)
30	Colorado	Banks 30 pass from Freeman (1st and 10 at CU30)
28	Louisiana	Brown 28 run (1st and 10 at KS42)
27	Colorado	Snipes 27 run (1st and 10 at CU33)
26	Colorado	Murphy 26 pass from Freeman (1st and 10 at KS46)
25	Texas Tech	Coffman 25 run (1st and 10 at TT34)
25	Colorado	Banks 25 pass from Freeman (1st and 10 at CU35)
23	Texas A&M	Banks 23 pass from Freeman (1st and 10 at A&M12)
22	Colorado	Freeman 22 run (1st and 10 at CU48)
20	Texas A&M	Quarles 20 pass from Freeman (1st and 10 at A&M37)
20	Texas A&M	Quarles 20 pass from Freeman (1st and 10 at A&M16)
20	Louisiana	Banks 20 pass from Freeman (1st and 10 at ULL38)
20	Louisiana	Banks 20 pass from Freeman (1st and 10 at ULL 7)
20	Louisiana	Quarles 20 pass from Freeman (1st and 10 at KS 35)

No. of plays from scrimmage, 20+ yards: 26 (5 run/21 pass)

No. of plays from scrimmage, 40+ yards: 7 (1 run/6 pass)

Returns	Opponent	Player
Kickoff	North Texas	Quarles 50 yards
Punt	Louisville	Murphy 86 yards
Interception	Montana State	Herndon 26 yards
Fumble	Montana State	Herndon 43 yards

No. of returns 20+ yards: 10 (3 KR/4 PR/1 Int/1 Fum)

No. of returns 40+ yards: 4 (2 KR/1 PR/0 Int/1 Fum)

OPPONENTS

Yards	Opponent	Play/Situation/Result
69	Louisiana	Fenroy 69 run (TD)
56	Louisville	Anderson 56 run (TD)
55	Texas A&M	Tannehill 55 pass from Johnson (TD)
44	Texas Tech	Morris 44 pass from Harrell (1st and 10 at KS1)
38	Texas A&M	Howard 38 pass from Johnson (1st and 10 at KS7)
30	Louisiana	Desormeaux 30 run (1st and 10 at ULL 31)
30	Texas Tech	Swindall 30 pass from Harrell (1st and 10 at KS8)
29	Louisville	Anderson 29 run (TD)
29	Texas Tech	Crabtree 29 pass from Harrell (TD)
29	Texas A&M	Tannehill 29 pass from Johnson (1st and 10 at KS37)
27	Louisville	Anderson 27 run (TD)
27	Louisiana	Chery 27 pass from Falgout (TD)
26	Louisville	Burns 26 pass from Cantwell (1st and 10 at KS 37)
24	Colorado	Hansen 24 run (1st and 10 at KS25)
23	Louisiana	Fenroy 23 run (1st and 10 at KS 21)
23	Texas A&M	Goodson 23 run (1st and 10 at A&M43)
23	Texas A&M	Goodson 23 pass from Johnson (TD)
22	Montana State	Crawford 22 run (1st and 10 at KS 29)
22	Texas A&M	Tannehill 22 pass from Johnson (1st and 10 at KS41)
22	Texas A&M	Fuller 22 pass from Johnson (1st and 10 at KS16)
22	Colorado	Stewart 22 run (fumble)
22	Colorado	Smith 22 pass from Hawkins (1st and 10 at KS49)
21	Louisville	Beaumont 21 pass from Cantwell (1st and 10 L 49)
21	Louisville	Beaumont 21 pass from Cantwell (1st and 10 KS 37)
21	Louisville	Beaumont 21 pass from Cantwell (1st and 10 to the 50)
21	Texas A&M	Gray 21 pass from Johnson (1st and 10 at A&M41)
21	Texas A&M	Tannehill 21 pass from Johnson (1st and 10 at KS15)
21	Texas A&M	Tannehill 21 pass from Johnson (1st and 10 at KS 20)
21	Colorado	McKnight 21 pass from Hansen (TD)
20	Texas A&M	Jamie 20 pass from Johnson (1st and 10 at KS46)
20	Montana State	Crawford 20 run (1st and 10 at KS 14)
20	Louisiana	Desormeaux 20 run (1st and 10 at KS 34)
20	Louisiana	Fenroy 20 run (1st and 10 at ULL 27)

No. of plays from scrimmage, 20+ yards: 32 (12 run/20 pass)

No. of plays from scrimmage, 40+ yards: 4 (2 run/2 pass)

Returns	Opponent	Player
Kickoff	Texas A&M	Gray 31 yards
Punt	Louisville	Beaumont 18 yards
Interception	North Texas	Shorter 10 yards
Fumble	North Texas	Royce 1 yard

No. of returns 20+ yards: 7 (7 KOR/0 PR/0 Int/0 Fum)

No. of returns 40+ yards: 0 (0 KOR/0 PR/0 Int/0 Fum)

RED ZONE (INSIDE THE 20)

Opponent	Score	# of Times Inside Opp. 20	Times Scored	Total Pts	Total TDs	Rush TDs	Pass TDs	FGs Made	<----- Failed to score inside opp. 20 ----->					
									FGA	Downs	Int	Fumb	Half	Game
North Texas	45-6	5	5	31	4	3	1	1	0	0	0	0	0	0
Montana State	69-10	7	5	31	4	4	0	1	0	1	0	0	1	0
at Louisville	29-38	1	0	0	0	0	0	0	0	0	0	1	0	0
Louisiana	45-37	6	6	38	4	3	2	1	0	0	0	0	0	0
Texas Tech	28-58	3	2	14	2	2	0	0	0	0	0	1	0	0
at Texas A&M	44-30	6	5	35	5	5	0	0	0	0	0	1	0	0
at Colorado	13-14	2	2	10	1	1	0	1	0	0	0	0	0	0
Oklahoma														
at Kansas														
at Missouri														
Nebraska														
Iowa State														
Totals	273-193	30	25	159	21	18	2	4	0	1	0	3	1	0
Opponents	193-273	25	21	126	17	8	9	4	1	2	0	0	1	0

Season Percentage - Overall: 25 of 30 (83.3%)

Season Percentage - Touchdowns: 20 of 30 (66.6%)

Season Percentage - Field Goals: 4 of 30 (13.3%)

Season Percentage - Failed to Score: 5 of 30 (16.6%)

KANSAS STATE SUPERLATIVES

INDIVIDUAL

Longest Rush: 44, Deon Murphy vs. Montana State
Longest Touchdown Run: 15, Josh Freeman vs. Louisiana
Longest Pass: 70, Josh Freeman vs. Montana State
Longest TD Pass: 59, Freeman to Brandon Banks vs. Louisville
Longest Punt Return: 86, Deon Murphy vs. Louisville
Longest Kickoff Return: 50, Aubrey Quarles vs. North Texas
Longest Interception: 26, Courtney Herndon vs. Montana State
Most Punts: 5, D.J. Fulhage vs. Colorado
Longest Punt: 55, D.J. Fulhage vs. Texas Tech
Highest Punt Average: 45.5, D.J. Fulhage vs. Louisville
Longest Field Goal: 53, Brooks Rossman vs. Colorado
Most Field Goals: 2, Brooks Rossman vs. Montana State and Colorado
Most TDs Rushing: 4, Josh Freeman vs. Texas A&M
Most TDs Receiving: 2, Brandon Banks (twice) vs. North Texas and Louisville, Deon Murphy vs. Louisiana
Most TDs Passing: 3, Josh Freeman (three times)
Most Rushing Attempts: 29, Lamark Brown vs. Louisiana
Most Yards Rushing: 142, Lamark Brown vs. Louisiana
Most Pass Attempts: 42, Josh Freeman vs. Louisville
Most Pass Completions: 22, Josh Freeman vs. Louisville
Most Yards Passing: 313, Josh Freeman vs. Louisville
Most Receptions: 9, Aubrey Quarles vs. Texas A&M
Most Yards Receiving: 153, Brandon Banks vs. Louisville
Most Total Offense: 449, Josh Freeman vs. Texas A&M
Most All-Purpose Yards: 173, Lamark Brown vs. Louisiana
Most Interceptions: 1, four players
Most Tackles: 13, Josh Moore vs. Colorado
Most Solo Tackles: 9, Carney vs. Louisville
Most Quarterback Sacks: 2, Brandon Harold vs. Louisiana
Most Tackles for Loss: 3.0, Brandon Harold (twice) vs. Montana State and Louisiana
Most Passes Broken Up: 3, Josh Moore vs. Texas Tech
** School Record*

TEAM

	High	Low
Rushes	45 (Louisiana)	12 (Louisville)
Yards Rushing	215 (Texas A&M)	30 (Louisville)
TD Rushes	5 (Texas A&M)	0 (Louisville)
Pass Attempts	42 (North Texas)	23 (Montana State)
Pass Completions	27 (North Texas)	15 (Texas Tech)
Yards Passing	306 (North Texas)	183 (Texas Tech)
TD Passes	3 (North Texas)	0 (Texas A&M)
Total Plays	78 (North Texas)	66 (Montana State)
Total Offense	481 (Montana State)	296 (Texas Tech)
Points	69 (Montana State)	28 (Texas Tech)
Sacks By	4 (Louisiana)	0 (Montana State)
First Downs	30 (Louisiana)	14 (Louisville)
Penalties	9 (Montana State and Colorado)	2 (Texas Tech)
Penalty Yards	93 (Montana State)	10 (Texas Tech)
Turnovers	3 (Louisville)	0 (Montana State)
Interceptions By	2 (Montana State)	0 (North Texas)

TURNOVERS

Takeaways (Fum/Int): 8 (4/4)
Giveaways (Fum/Int): 11 (5/3)
Difference: -3 (-0.43 per game)
Points Off Turnovers
 Kansas State 38
 Opponents 31
Points Off Turnovers Per Game
 Kansas State 5.4
 Opponents 4.4

KICKOFFS

Kickoffs: 49
Touchbacks (pct.): 16 (32.6)
Fair Catches: 1
Downed Kicks: 0
Out of Bounds: 0
On-Side Kicks (No./Recovered by KS): 1/0
Opponent Returns (No.-Yds./Avg): 30-504/16.8
Opponent Touchdowns: 0

KICKOFF RETURNS

Kickoffs: 36
Touchbacks (pct.): 6 (16.6)
Fair Catches: 1
Downed Kicks: 0
Out of Bounds: 0
On-Side Kicks (No./Recovered by Opp): 2/0
K-State Returns (No.-Yds./Avg): 28-603/21.5
K-State Touchdowns: 0

OPPONENT SUPERLATIVES



INDIVIDUAL

Longest Rush: 69, Tyrell Fenroy, Louisiana
Longest Touchdown Run: 69, Tyrell Fenroy, Louisiana
Longest Pass: 55, Jerrod Johnson, Texas A&M
Longest TD Pass: 55, Jerrod Johnson, Texas A&M
Longest Punt Return: 18, Doug Beaumont, Louisville
Longest Kickoff Return: 31, Cyrus Gray, Texas A&M
Longest Interception: 10, John Shorter, North Texas
Most Punts: 11, Truman Spencer, North Texas
Longest Punt: 58, Justin Brantley, Texas A&M
Highest Punt Average: 40.3, Truman Spencer, North Texas
Longest Field Goal: 41, Jason Cumingham, Montana State
Most Field Goals: 1, five players
Most TDs Rushing: 3, Vic Anderson, Louisville and Tyrell Fenroy, Louisiana
Most TDs Receiving: 2, Michael Crabtree, Texas Tech
Most TDs Passing: 6, Graham Harrell, Texas Tech
Most Rushing Attempts: 29, Rodney Stewart, Colorado
Most Yards Rushing: 183, Vic Anderson, Louisville and Tyrell Fenroy, Louisiana
Most Pass Attempts: 51, Graham Harrell, Texas Tech
Most Pass Completions: 38, Graham Harrell, Texas Tech
Most Yards Passing: 454, Graham Harrell, Texas Tech
Most Receptions: 12, Ryan Tannehill, Texas A&M
Most Yards Receiving: 210, Ryan Tannehill, Texas A&M
Most Total Offense: 626, Graham Harrell, Texas Tech
Most All-Purpose Yards: 210, Ryan Tannehill, Texas A&M
Most Interceptions: 2, Woody Turenne, Louisville
Most Tackles: 18, Derik Keyes, Louisiana
Most Solo Tackles: 11, Derik Keyes, Louisiana
Most Quarterback Sacks: 1.5, Garrick Williams, Texas A&M
Most Tackles for Loss: 2.5, Dane Fletcher, Montana State
Most Passes Broken Up: 2, three players
** School Record*

TEAM

	High	Low
Rushes	57 (Colorado)	26 (North Texas)
Yards Rushing	335 (Louisiana)	83 (Montana State)
TD Rushes	4 (Louisiana)	1 (Colorado)
Pass Attempts	60 (Texas Tech)	25 (Colorado)
Pass Completions	42 (Texas Tech)	13 (Colorado)
Yards Passing	490 (Texas Tech)	100 (North Texas)
TD Passes	6 (Texas Tech)	1 (Louisiana)
Total Plays	90 (Texas Tech)	55 (North Texas)
Total Offense	626 (Texas Tech)	191 (Montana State)
Points	58 (Texas Tech)	6 (North Texas)
Sacks By	2 (Texas A&M)	0 (Four times)
First Downs	33 (Texas Tech)	12 (North Texas)
Penalties	11 (Montana State)	6 (North Texas)
Penalty Yards	97 (Montana State)	29 (North Texas)
Turnovers	4 (Montana State)	0 (Three times)
Interceptions By	2 (Louisville)	0 (Five times)

GAME NO. 1

 NORTH TEXAS	6
 KANSAS STATE	45

Bill Snyder Family Stadium • Manhattan, Kan.
Aug. 30, 2008 • Attendance: 45,150

MANHATTAN, Kan. (AP)—Josh Freeman threw two of his three touchdown passes to Brandon Banks and ran for two more scores, helping Kansas State beat North Texas 45-6 Saturday night in another easy home opener for the Wildcats.

Kansas State overpowered North Texas on both sides of the ball, scoring on six of its first seven possessions to take a 42-0 lead, holding the Mean Green to 205 total yards—81 in the first half.

Freeman was quietly efficient to open his third season as Kansas State's starter, connecting with Banks on a 30-yard touchdown in the second quarter, then on a 43-yarder to put the Wildcats up 35-0 less than a minute into the second half. Freeman also hit Lamark Brown on 6-yard touchdown pass late in the second quarter, finishing 18-for-24 for 232 yards to pass Chad May and Carl Straw for second on Kansas State's all-time passing list (5,365). He scored on a 1-yard run in the first quarter and on an 8-yarder midway through the third.

Kansas State manhandled North Texas from the start in this one, all but eliminating its running game, confining Vizza to throws underneath.

The Mean Green had poor field position most of the game, thanks to three muffed kickoff returns, and didn't score until Vizza hit Alex Lott on a 9-yard touchdown pass with 5 seconds left in the third quarter. That score, which made it 42-6, came after Kansas State backup Carson Coffman threw an interception inside the Wildcats' 30-yard line.

The Wildcats overwhelmed North Texas on offense as well, scoring less than two minutes into the game on a 4-yard run by walk-on Keithen Valentine on the way to a 28-0 halftime lead.

GAME 1 • SCORE BY QUARTERS	1	2	3	4	F
North Texas	0	0	0	6	—
Kansas State	14	14	14	3	—

SCORING SUMMARY

FIRST QUARTER

KS - Valentine 4 yd run (Rossman kick), 13:03

KS - Freeman 1 yd run (Rossman kick), 2:11

SECOND QUARTER

KS - Banks 30 yd pass from Freeman (Rossman kick), 9:38

KS - Brown 6 yd pass from Freeman (Rossman kick), 2:03

THIRD QUARTER

KS - Banks 43 yd pass from Freeman (Rossman kick), 14:01

KS - Freeman 8 yd run (Rossman kick), 9:17

NT - Lott 9 yd pass from Vizza (Knott kick blocked), 0:05

FOURTH QUARTER

KS - FG Rossman 28 yd, 0:06

TEAM STATISTICS	KS	NT
FIRST DOWNS	26	12
YARDS RUSHING	165	105
YARDS PASSING	306	100
Comp-Att-Int	27-42-1	16-29-0
TOTAL YARDS	471	205
Fumbles: No-Lost	2-1	1-0
Penalties: No-Yards	4-30	6-29
Punts-Avg	3-42.7	11-40.3
Punt Ret: No-Yds-TD	7-73-0	0-0-0
KO Ret: No-Yds-TD	2-68-0	6-74-0
INT: No-Yds-TD	0-0-0	1-10-0
Fum. Ret: No-Yds-TD	0-0-0	1-0-0
Third-Down	9 of 15	2 of 13
Possession Time	26:06	33:54
Sacks By: No-Yds	2-14	0-0
Field Goals	1-1	0-0

RUSHING: Kansas State - Valentine, Keithen 13-67-1; Dold, Logan 9-53-0; Freeman, Josh 5-23-2; Coffman, Carson 5-20-0; Woods, Justin 3-6-0. **North Texas** - Montgomery C. 8-62-0; Moseley, Micah 10-59-0; Tune, Nathan 1-6-0; Henderson, K. 2-0-0; Vizza, Giovanni 5-6-0.

PASSING: Kansas State - Freeman, Josh 18-24-0 232; Coffman, Carson 9-18-1 74. **North Texas** - Vizza, Giovanni 16-29-0 100.

RECEIVING: Kansas State - Quarles, Aubrey 6-57-0; Mastrud, Jeron 5-37-0; Brown, Lamark 4-45-0; Banks, Brandon 3-88-2; Wykes, Matt 3-24-0; Pierce, Ernie 2-30-0; Alstatt, Brett 2-10; Seiwert, Darrin 1-11-0; Dold, Logan 1-4-0. **North Texas** - Fitzgerald, C. 6-31-0; Dibrell, Sam 5-35-0; Henderson, K. 1-11-0; Lott, Alex 1-9-1; Roberson, Sam; 1-6-0; Stickler, B. 1-5-0; Johnson, R. 1-3-0.

GAME NO. 2

 MONTANA STATE	10
 KANSAS STATE	69

Bill Snyder Family Stadium • Manhattan, Kan.
Sept. 6, 2008 • Attendance: 45,241

MANHATTAN, Kan. (AP)—Josh Freeman ran for two scores and threw for two more and Kansas State returned two blocked punts for touchdowns for the first time in school history in a 69-10 rout of Montana State. Kansas State also scored on a fumble recovery while ringing up their most points since a school-record 76-0 pounding of Ball State in 2000.

Freeman, hit 16 of 21 passes for 288 yards, including two 36-yard touchdown strikes, before being lifted midway through the third quarter. On Montana State's first punt, the ball was snapped over Eric Fisher's head and rolled to the 1. Fisher kicked it through the K-State end zone, and the ensuing illegal kick penalty gave the Wildcats a first-and-goal from the 1. Freeman carried it over on the next play.

On Montana State's second punt, the Wildcats scored their second touchdown. Adrian Stryker rushed up the middle to block the kick and Ernie Pierce recovered in the end zone. Leading 45-7 in the third quarter, the Wildcats did it again. Courtney Herndon came up the middle to block Fisher's punt and Chris Carney picked up the ball on the 5 and ran into the end zone untouched. Early in the fourth quarter, Herndon plucked the ball out of the air after Demetrius Crawford fumbled, and ran 43 yards for a 55-7 lead. A few minutes after Pierce's touchdown, linebacker Ulla Pomele recovered Crawford's first fumble on the Montana State 10, and Freeman made it 24-7 with a 6-yard run.

GAME 2 • SCORE BY QUARTERS	1	2	3	4	F
Montana State	7	0	0	3	—
Kansas State	31	14	10	14	—

SCORING SUMMARY

FIRST QUARTER

KS - Freeman 1 yd run (Rossman kick), 13:56

MS - Bostick 2 yd pass from Kempt (Cunningham kick), 11:23

KS - FG Rossman 25 yd, 9:30

KS - Pierce 0 yd blocked punt return (Rossman kick), 8:18

KS - Freeman 6 yd run (Rossman kick), 7:01

KS - Quarles 36 yd pass from Freeman (Rossman kick), 3:25

SECOND QUARTER

KS - Banks 36 yd pass from Freeman (Rossman kick), 12:30

KS - Dold 1 yd run (Rossman kick), 5:19

THIRD QUARTER

KS - Carney 10 yd blocked punt return (Rossman kick), 5:36

KS - FG Rossman 45 yd, 1:53

FOURTH QUARTER

KS - Herndon 43 yd fumble return (Rossman kick), 14:46

KS - Woods 8 yd run (Rossman kick), 9:53

MS - FG Cunningham 41 yd, 5:56


TEAM STATISTICS	KS	MS
FIRST DOWNS	23	15
YARDS RUSHING	177	83
YARDS PASSING	304	108
Comp-Att-Int	17-23-0	17-35-2
TOTAL YARDS	481	191
Fumbles: No-Lost	2-0	4-2
Penalties: No-Yards	9-93	11-97
Punts-Avg	0-0-0	6-22.5
Punt Ret: No-Yds-TD	5-87-2	0-0-0
KO Ret: No-Yds-TD	3-78-0	8-143-0
INT: No-Yds-TD	2-26-0	0-0-0
Fum. Ret: No-Yds-TD	1-43-1	0-0-0
Third-Down	6 of 12	4 of 16
Possession Time	28:55	31:05
Sacks By: No-Yds	0-0	0-0
Field Goals	2-2	1-1

RUSHING: Kansas State - Woods, Justin 15-57-1; Murphy, Deon 1-44-0; Valentine, Keithen 12-39-0; Freeman, Josh 5-35-2; Dold, Logan 5-10-1; Coffman, Carson 3-3-0; Hartman, Tysyn 1-1-0; Brown, Lamark 1-12-0. **Montana State** - Crawford, D. 17-90-0; Iddins, Mark 3-12-0; Kempt, Cody 6-10-0; Mason, Aaron 7-9-0; Palmer, C.J. 1-0-0.

PASSING: Kansas State - Freeman, Josh 16-21-0 288; Coffman, Carson 1-2-0 16. **Montana State** - Kempt, Cody 9-21-2 45; Iddins, Mark 8-14-0 63.

RECEIVING: Kansas State - Banks, Brandon 6-95-1; Brown, Lamark 3-37-0; Quarles, Aubrey 2-52-1; Mastrud, Jeron 2-22-0; Pierce, Ernie 2-21-0; Murphy, Deon 1-70-0; Alstatt, Brett 1-7-0. **Montana State** - Bostick, Brandon 4-25-1; Lulay, Tyler 3-13-0; Desin, Mark 2-29-0; Toliver, Deon 2-13-0; Crawford, D. 2-1-0; Thomas, DeSean 1-12-0; Green DeAndre 1-9-0; Schreibeis, Joe 1-6-0; Mason, Aaron 1-2-0.

GAME NO. 3

 KANSAS STATE	29
 LOUISVILLE	38

Papa John's Cardinal Stadium • Louisville, Ky.
Sept. 17, 2008 • Attendance: 42,208

LOUISVILLE, Ky. (AP)—Junior quarterback Josh Freeman threw for 313 yards and three touchdowns, but it wasn't enough as K-State dropped a 38-29 decision to Louisville at Papa John's Stadium.

Freeman, who eclipsed the 300-yard barrier for the first time this season, broke the Kansas State career completions record of 501 held by Lynn Dickey (1968-70) midway through the contest. He went 22-of-42 through the air with three touchdowns and a pair of interceptions. Receiver Brandon Banks had career day with seven catches for 153 yards and a pair of touchdowns. He becomes the first Wildcat since Jordy Nelson in 2007 to post a 150-yard receiving day.

However, Louisville overpowered the visiting Wildcats (2-1) with 578 yards of total offense, including 303 on the ground. Freshman Victor Anderson ran for 176 yards and three touchdowns for the Cardinals, as Anderson scored on runs of 29, 56 and 27 yards.

Louisville quarterback Hunter Cantwell threw for 274 yards and two touchdowns, Doug Beaumont had nine receptions for 119 yards.

Deon Murphy had a spectacular 86-yard punt return for the Wildcats, but Kansas State turned the ball over three times and had trouble solving Louisville's three-pronged rushing attack of Anderson, Brock Bolen and Bilal Powell. Cantwell hit Troy Pascaley for a 13-yard score to give Louisville a 20-7 lead early in the third quarter. Louisville needed just five plays to restore the two-touchdown lead, as Anderson broke up the middle and used a nifty spin move to zip 56 yards for a score. Anderson's final touchdown, a 27-yard burst down the left sideline, pushed the lead to 35-14.

Kansas State tried to rally, cutting it to nine on two late touchdown passes by Freeman, but Louisville's defense got one last stop with just over two minutes left to end the comeback.

GAME 3 • SCORE BY QUARTERS	1	2	3	4	F
Kansas State	7	0	7	15	— 29
Louisville	0	14	14	10	— 38

SCORING SUMMARY

FIRST QUARTER

KS - Banks 45 yd pass from Freeman (Rossman kick), 00:21

SECOND QUARTER

UL - Chichester 18 yd pass from Cantwell (Philpott kick), 9:26

UL - Anderson 29 yd run (Philpott kick), 2:54

THIRD QUARTER

UL - Pascaley 13 yd pass from Cantwell (kick failed), 11:07

KS - Murphy 86 yd punt return (Rossman kick), 8:25

UL - Anderson 56 yd run (Beaumont pass from Cantwell), 6:04

FOURTH QUARTER

UL - Anderson 27 yd run (Dougherty kick), 12:08

KS - Mastrud 52 yd pass from Freeman (Rossman kick), 11:29

UL - Dougherty 36 yd fg, 5:13

KS - Banks 59 yd pass from Freeman (Freeman run), 3:23


TEAM STATISTICS	KS	UL
FIRST DOWNS	14	31
YARDS RUSHING	30	303
YARDS PASSING	313	274
Comp-Att-Int.....	22-42-2	22-33-0
TOTAL YARDS	343	577
Fumbles: No-Lost	2-1	2-0
Penalties: No-Yards.....	7-55	5-43
Punts-Avg	5-39.8	5-35.6
Punt Ret: No-Yds-TD	4-96-1	2-12-0
KO Ret: No-Yds-TD	7-119-0	3-39-0
INT: No-Yds-TD	0-0-0	2-(-2)-0
Fum. Ret: No-Yds-TD	0-0-0	0-0-0
Third-Down	5 of 13	8 of 16
Possession Time	18:34	41:26
Sacks By: No-Yds	2-15	0-0
Field Goals	0-0	1-2

RUSHING: Kansas State - Valentine, Keithen 6-14-0; Freeman, Josh 3-18-0; Hartman, Tysyn 1-8-0; Woods, Justin 1-0-0. **Louisville** - Anderson, Vic 18-176-3; Bolen, Brock 23-104-0; Powell, Bilal 8-22-0.

PASSING: Kansas State - Freeman, Josh 22-42-2 313. **Louisville** - Cantwell, Hunter 22-33-0 274.

RECEIVING: Kansas State - Banks, Brandon 7-153-2; Mastrud, Jeron 5-67-1; Murphy, Deon 4-55-0; Quarles, Aubrey 3-28-0; Valentine, Keithen 2-6-0; Woods, Justin 1-4-0. **Louisville** - Beaumont, Doug 9-119-0; Chichester, J. 4-55-1; Nochtka, Pete 3-33-0; Anderson, Vic 2-6-0; Burns, Johnnie 1-26-0; Pascaley, Troy 1-13-1; Vaughn, Chris 1-11-0; Bolen, Brock 1-11-0.

GAME NO. 4

 LOUISIANA	37
 KANSAS STATE	45

Bill Snyder Family Stadium • Manhattan, Kan.
Sept. 27, 2008 • Attendance: 45,558

MANHATTAN, Kan. (AP)—Josh Freeman broke Kansas State's career yardage record and threw three touchdowns to help the Wildcats beat Louisiana-Lafayette 45-37. Freeman was 21-of-28 for 272 yards and has 6,238 career yards to eclipse Lynn Dickey for No. 1 all-time on the Kansas State list. With 35 touchdowns passes, he's two short of Eli Roberson's school record.

Freeman, a 6-foot-6, 250-pound junior who has started every game since his freshman year, also ran for two TDs. He threw TDs of 12 and 3 yards to Deon Murphy in the first half and connected with Brandon Banks on a 53-yard scoring play that made it 42-23 with 1:49 left in the third.

But the Cajuns (1-3) and Tyrell Fenroy, who had three touchdowns and 183 yards rushing, were not done. The Wildcats (3-1) needed a trick play on fourth down and a key third-down pass by Freeman to hold the ball for more than 7 minutes and kick a field goal with 1:37 left to preserve the win.

Right after Banks' TD, Fenroy broke loose on a 69-yard touchdown gallop. Then halfway through the fourth quarter Fenroy's 1-yard scoring run sliced the margin to 42-37.

The Cajuns looked like they would get the ball back with plenty of time to try for the winning TD. But for the second week in a row, Kansas State snapped the ball directly to Tysyn Hartman on a fake punt and he ran 4 yards on fourth-and-two. On third-and-six with 3:15 left, Freeman hit Banks with a 17-yard pass, and Brooks Rossman kicked a 26-yard field goal for the final margin.

Lamark Brown, a wide receiver, started at running back for Kansas State and had 137 yards, including a 3-yard touchdown that put Kansas State on top 35-17 in the third quarter.

GAME 4 • SCORE BY QUARTERS	1	2	3	4	F
Louisiana	3	7	20	7	— 37
Kansas State	7	21	14	3	— 45

SCORING SUMMARY

FIRST QUARTER

UL - Edmiston 22 yd field goal, 10:17

KS - Murphy 12 yd pass from Freeman (Rossman kick), 3:55

SECOND QUARTER

KS - Freeman 7 yd run (Rossman kick), 13:43

KS - Freeman 15 yd run (Rossman kick), 10:32

KS - Murphy 3 yd pass from Freeman (Rossman kick), 3:43

UL - Fenroy 15 yd run (Edmiston kick), 0:43

THIRD QUARTER

UL - Chery 27 yd pass from Falgout (Edmiston kick), 14:42

KS - Brown 3 yd run (Rossman kick), 9:48

UL - Desormeaux 1 yd run (Edmiston kick failed), 3:21

KS - Banks 53 yd pass from Freeman (Rossman kick), 1:49

UL - Fenroy 69 yd run (Edmiston kick), 0:34

FOURTH QUARTER

UL - Fenroy 1 yd run (Edmiston kick), 8:49

KS - Rossman 26 yd field goal, 1:37



TEAM STATISTICS	UL	KS
FIRST DOWNS	27	30
YARDS RUSHING	335	198
YARDS PASSING	174	272
Comp-Att-Int.....	16-29-0	21-28-0
TOTAL YARDS	509	470
Fumbles: No-Lost	1-0	1-1
Penalties: No-Yards.....	10-86	5-29
Punts-Avg	4-36.5	2-37.0
Punt Ret: No-Yds-TD	1-0-0	4-29-0
KO Ret: No-Yds-TD	7-470-0	8-540-0
INT: No-Yds-TD	0-0-0	0-0-0
Fum. Ret: No-Yds-TD	0-0-0	0-0-0
Third-Down	9 of 16	6 of 11
Possession Time	31:36	28:24
Sacks By: No-Yds	0-0	4-27
Field Goals	1-1	1-1

RUSHING: Kansas State - Brown, Lamark 29-137-1; Freeman, Josh 9-37-2; Dold, Logan 4-19-0; Hartman, Tysyn 1-4-0; Banks, Brandon 1-3-0. **Louisiana** - Fenroy, Tyrell 20-183-3; Desormeaux, Mike 20-98-1.

PASSING: Kansas State - Freeman, Josh 21-28-0 3 272. **Louisiana** - Desormeaux, Mike 14-27-0-0 137; Falgout, Richie 1-1-0-1 27; McGuire, Brad 1-1-0-0 11.

RECEIVING: Kansas State - Banks, Brandon 6-127-1; Quarles, Aubrey 6-62-0; Brown, Lamark 5-36-0; Mastrud, Jeron 2-32-0; Murphy, Deon 2-15-2. **Louisiana** - Chery, Jason 7-80-1; Falgout, Richie 3-16-0; Green, Ladarius 2-45-0; Fenroy, Tyrell 1-12-0; Hill, Pierre 1-10-0; Lee, Louis 1-9-0; Jones, Erik 1-2-0.

GAME NO. 5

 #7 TEXAS TECH	58
 KANSAS STATE	28

Bill Snyder Family Stadium • Manhattan, Kan.
October 4, 2008 • Attendance: 43,614

MANHATTAN, Kan. (AP)—Graham Harrell threw six touchdown passes and shattered the Texas Tech record for career yards passing, leading the No. 7 Red Raiders past Kansas State 58-28.

Lyle Leong snared three touchdown passes from Harrell, who was 38-for-51 for 454 yards. Texas Tech scored on seven straight possessions and did not attempt a punt until Stefan Loucks replaced Harrell late in the fourth quarter. Harrell had five touchdown passes in the first half. He got the school record for career passing yards with a 15-yard completion to Adam James and a moment later made it 24-14 with a thread-the-needle 15-yard strike to Leong, who made the catch in double coverage and twisted into the corner of the end zone. Facing fourth-and-inches from their own 29 late in the first quarter, the Red Raiders sent Shannon Woods on a sweep. But he was stuffed, and four plays later, Kansas State quarterback Josh Freeman scored on a 1-yard run, knotting the game 14-14.

The Red Raiders scored a field goal and six touchdowns on their next seven possessions. They took a 52-21 lead on the third play of the fourth quarter when Harrell bulled into the end zone on a 1-yard keeper on fourth down.

Josh Freeman, who a week earlier had become his own school's career passing leader, was 13-for-28 for 170 yards, including a 33-yard TD pass to Ernie Pierce. Pierce also scored on an 18-yard return of a blocked punt late in the game.

GAME 5 • SCORE BY QUARTERS	1	2	3	4	F
Texas Tech	14	24	7	13	58
Kansas State	7	7	7	7	28

SCORING SUMMARY

FIRST QUARTER

TT - Leong 1 yd pass from Harrell (Carona kick), 12:57
KS - Pierce 33 yd pass from Harrell (Rossman kick), 11:37
TT - Crabtree 10 yd pass from Harrell (Carona kick), 5:07

SECOND QUARTER

KS - Freeman 1 yd run (Rossman kick), 14:35
TT - Carona 31 yd field goal, 9:43
TT - Leong 15 yd pass from Harrell (Carona kick), 8:12
TT - Hale 4 yd pass from Harrell (Carona kick), 3:53
TT - Crabtree 29 yd pass from Harrell (Carona kick), 0:44

THIRD QUARTER

KS - Freeman 3 yd run (Rossman kick), 8:45
TT - Leong 7 yd pass from Harrell (Carona kick), 4:34

FOURTH QUARTER

TT - Harrell 1 yd run (Carona kick), 13:45
TT - Batch 9 yd run (Carona kick), 12:01
KS - Pierce 18 yd blocked put return (Rossman kick), 4:22

TEAM STATISTICS	KS	TT
FIRST DOWNS	18	33
YARDS RUSHING	113	136
YARDS PASSING	183	490
Comp-Att-Int.	115-31-0	42-60-1
TOTAL YARDS	296	626
Fumbles: No-Lost	2-2	0-0
Penalties: No-Yards	2-10	6-38
Punts-Avg	4-33.8	1-0
Punt Ret: No-Yds-TD	1-33-1	2-8-0
KO Ret: No-Yds-TD	6-145-0	1-25-0
INT: No-Yds-TD	1-6-0	0-0-0
Fum. Ret: No-Yds-TD	0-0-0	1-11-0
Third-Down	2 of 12	10 of 17
Possession Time	24:54	35:06
Sacks By: No-Yds	0-0	1-5
Field Goals	0-0	1-1

RUSHING: Kansas State - Brown, Lamark 25-81-0; Dold, Logan 1-5-0; Freeman, Josh 7-18-2; Coffman, Carson 2-25-0; Murphy, Deon 1-6-0. **Texas Tech** - Woods, Shannon 18-70-0; Batch, Baron 10-67-1; Harrell, Graham 1-1-1.

PASSING: Kansas State - Freeman, Josh 13-28-1 170; Coffman, Carson 2-3-0 13. **Texas Tech** - Harrell, Graham 38-51-6 454; Potts, Taylor 4-9-1 36.

RECEIVING: Kansas State - Murphy, Deon 4-42-0; Banks, Brandon 3-51-0; Brown, Lamark 3-11-0; Mastrud, Jeron 2-25-0; Quarles, Aubrey 2-21-0; Pierce, Ernie 1-33-1. **Texas Tech** - Crabtree, Michael 9-107-2; Morris, Eric 7-98-0; Lewis, Detron 6-71-0; Swindall, T. 4-65-0; James, Adam 4-36-0; Batch, Baron 3-29-0; Leong, Lyle 2-23-3; Franks, Jacoby 2-15-0; Britton, Edward 2-14-0; Woods, Shannon 1-28-0; Hale, R. 1-4-1.

GAME NO. 6

 KANSAS STATE	44
 TEXAS A&M	30

Kyle Field • College Station, Texas
Oct. 11, 2008 • Attendance: 78,669

COLLEGE STATION, Texas (AP)—Josh Freeman completed 21 of 26 passes and ran for four touchdowns as Kansas State snapped its five-game losing streak to Texas A&M with a 44-30 win.

Courtney Herndon returned a blocked punt for a touchdown for the Wildcats (4-2, 1-1 Big 12), who moved the ball at will in the first half and led 27-10 at the break.

Sophomore quarterback Jerrod Johnson tried to rally the Aggies, but the comeback stalled when Kansas State's defense stuffed Jorvorskie Lane twice at the goal line midway through the fourth quarter. Freeman led a 98-yard drive the other way and sealed the win on a short touchdown run with 4:37 left.

The Wildcats found the end zone on their opening drive for the fourth time this season. Freeman threw a 32-yard pass to Brandon Banks before scoring on a 12-yard run just over three minutes into the game. A&M's first drive stalled at the Kansas State 9 and Randy Bullock kicked a 26-yard field goal.

Kansas State forced a punt by Justin Brantly, which was blocked by linebacker Reggie Walker. Herndon's touchdown made it 13-3. The Wildcats have returned four blocked punts for touchdowns this season. The Wildcats glided down the field again on their next possession. Logan Dold finished the drive with a 4-yard TD run.

Brooks Rossman kicked a 49-yard field goal for Kansas State in the third quarter. Johnson took the Aggies on a 12-play drive over the next five minutes and finished it with a 5-yard touchdown run. Bullock missed the extra-point attempt.

GAME 6 • SCORE BY QUARTERS	1	2	3	4	F
Kansas State	7	20	3	14	44
Texas A&M	3	7	6	14	30

SCORING SUMMARY

FIRST QUARTER

KS - Freeman 12 yd run (Rossman kick), 11:45
TAMU - Bullock 26 yd field goal, 4:44

SECOND QUARTER

KS - Herndon 10 yd blocked punt return (Rossman kick failed), 14:47
KS - Dold 4 yd run (Rossman kick), 7:39
KS - Freeman 11 yd run (Rossman kick), 4:20
TAMU - Lane 1 yd run (Bullock kick), 1:20

THIRD QUARTER

KS - Rossman 49 yd field goal, 7:53
TAMU - Johnson 5 yd run (Bullock kick failed), 2:43

FOURTH QUARTER

KS - Freeman 1 yd run (Rossman kick), 4:37
TAMU - Goodson 23 yd pass from Johnson (Bullock kick), 3:30
KS - Freeman 4 yd run (Rossman kick), 1:14
TAMU - Tannehill 55 yd pass from Johnson (Bullock kick), 0:31

TEAM STATISTICS	KS	TAMU
FIRST DOWNS	30	25
YARDS RUSHING	215	125
YARDS PASSING	234	419
Comp-Att-Int.	21-26-0	29-41-0
TOTAL YARDS	449	544
Fumbles: No-Lost	2-1	1-1
Penalties: No-Yards	2-25	9-65
Punts-Avg	1-42.0	2-29.0
Punt Ret: No-Yds-TD	2-15-1	1-10-0
KO Ret: No-Yds-TD	2-32-0	4-81-0
INT: No-Yds-TD	0-0-0	0-0-0
Fum. Ret: No-Yds-TD	1-10-0	0-0-0
Third-Down	9 of 12	8 of 15
Possession Time	32:15	27:45
Sacks By: No-Yds	4-12	2-11
Field Goals	1-1	1-1

RUSHING: Kansas State - Dold, Logan 21-115-1; Freeman, Josh 18-95-4; Valentine, Keithen 3-11-0; Murphy, Deon 2-0-0. **Texas A&M** - Johnson, Jerrod 17-68-1; Goodson, Mike 6-36-0; Gray, Cyrus 3-17-0; Lane, Jorvorskie 3-2-1; Smith, Deondra 1-2-0.

PASSING: Kansas State - Freeman, Josh 21-26-0 234. **Texas A&M** - Johnson, Jerrod 29-41-0 249.

RECEIVING: Kansas State - Quarles, Aubrey 9-102-0; Mastrud, Jeron 5-43-0; Banks, Brandon 4-59-0; Murphy, Deon 1-15-0; Valentine, Keithen 1-8-0; Dold, Logan 1-7-0. **Texas A&M** - Tannehill, Ryan 12-210-1; Fuller, Jeff 7-78-0; McCoy, Jamie 4-43-0; Morrow, Howard 2-42-0; Goodson, Mike 2-30-1; Gray, Cyrus 2-16-0.

GAME NO. 7



KANSAS STATE

13



COLORADO

14

Folsom Field • Boulder, Colo.
Oct. 18, 2008 • Attendance: 52,099

BOULDER, Colo. (AP)—Kansas State came up one point shy of recording its second-straight Big 12 Conference road win as Colorado edged the Wildcats, 14-3, at Folsom Field.

Although Cody Hawkins mostly handed off to Rodney Stewart (29 carries for 141 yards), he also hit J.R. Smith for 22 yards on third-and-15 from his own 29 on the game-clinching drive.

His fourth-and-4 pass to Smith, however, fell incomplete and Kansas State took over at its own 31 with 59 seconds remaining.

Josh Freeman's fourth-down desperation heave to Brandon Banks at the Buffs' 20-yard line was broken up by free safety Ryan Walters on the last play of the game.

Hansen finished a modest 7-of-14 for 71 yards with one TD and one interception, but he also ran 19 times for 86 yards, bringing a dimension that Hawkins doesn't have. Hawkins was 6-of-11 for 35 yards. Trailing 6-0 and in need of a spark to break out of their monthlong slump, Hansen entered the game and promptly fumbled his first snap out of bounds. But on third-and-12 from his 28, Hansen gained 13 yards on a draw play and suddenly the Buffs, who snapped a three-game skid, had the momentum.

He drove them to the Kansas State 4, where Hawkins re-entered and handed off to Stewart, who ran into the end zone to give Colorado a 7-6 lead.

The next time Hansen drove the Buffs downfield, Hawkins stayed on the sideline and Hansen hit Scotty McKnight with a 21-yard touchdown pass down the left sideline for a 14-6 lead.

Brooks Rossman kicked field goals of 37 and 53 yards but was wide right from 47 yards and wide left from 42 in the first half. The Wildcats pulled to 14-13 when Freeman scored untouched on 17-yard keeper early in the third quarter.

Colorado had a chance to pad its slim lead but Aric Goodman's 47-yard field goal try sailed wide right at the last moment. Goodman's 48-yard attempt in the first half was blocked by Ian Campbell, Kansas State's seventh block in seven games, best in the nation.

GAME 7 • SCORE BY QUARTERS	1	2	3	4	F
Kansas State	6	0	7	0	— 13
Colorado.....	0	14	0	0	— 38

SCORING SUMMARY

FIRST QUARTER

KS - Rossman 37 yd field goal, 12:05
 KS - Rossman 53 yd field goal, 6:57

SECOND QUARTER

CU - Stewart 4 yd run (Goodman kick), 12:25
 CU - McKnight 21 yd pass from Hansen (Goodman kick), 6:19

THIRD QUARTER

KS - Freeman 17 yd run (Rossman kick), 10:49

TEAM STATISTICS

	KS	CU
FIRST DOWNS	15	24
YARDS RUSHING	112	247
YARDS PASSING	237	106
Comp-Att-Int.....	20-41-0	13-25-1
TOTAL YARDS	349	353
Fumbles: No-Lost	2-2	2-1
Penalties: No-Yards.....	9-84	6-54
Punts-Avg	5-36.6	6-37.5
Punt Ret: No-Yds-TD	5-29-0	2-9-0
KO Ret: No-Yds-TD.....	1-17-0	3-66-0
INT: No-Yds-TD	1-1-0	0-0-0
Fum. Ret: No-Yds-TD.....	1-(-2)-0	0-0-0
Third-Down	3 of 15	7 of 17
Possession Time	23:39	36:21
Sacks By: No-Yds	2-7	1-10
Field Goals	2-4	0-2

RUSHING: Kansas State - Dold, Logan 13-47-0; Freeman, Josh 7-42-1; Snipes, Attrail 1-27-0. **Colorado** - Stewart, Rodney 29-141-1; Hansen, Tyler 19-86-0; Scott Darrell 6-11-0; Smith, Josh 2-9-0; Sumler, Demetrius 1-0-0.

PASSING: Kansas State - Freeman, Josh 20-41-0 237. **Colorado** - Hansen, Tyler 7-14-1 71; Hawkins, Cody 6-11-0 35.

RECEIVING: Kansas State - Banks, Brandon 5-95-0; Masturd, Jeron 5-42-0; Murphy, Deon 4-47-0; Alstatt, Brett 2-15-0; Quarles, Aubrey 2-11-0; Pierce, Ernie 1-17-0; Dold, Logan 1-10-0. **Colorado** - Geer, Riar 4-12-0; McKnight, Scotty 3-32-1; Behrens, Jake 2-19-0; Williams, Patrick 2-14-0; Smith, Josh 1-22-0; Crawford, Cody 1-7-0.

THE LAST TIME...

RUSHING/PASSING/RECEIVING

Two 100-yd rushers	James Johnson (127) and Leon Patton (112) at Missouri, 10/21/06
Two 100-yard receivers	Jordy Nelson (125) & Deon Murphy (106) at Nebraska, 11/10/07
Two 100-yard rushers & 100-yard receiver	Ell Roberson (145 rush)/Darren Sproles (175 rush) & James Terry (116 rec) vs. California, 8/23/03
100-yard rusher & 100-yard receiver	James Johnson (129) & Jordy Nelson (125)/Deon Murphy (406) at Nebraska, 11/10/07
100-yard rusher, 100-yard receiver & 300-yard passer	James Johnson (129 rush), Jordy Nelson (125 rec)/Deon Murphy (106 rec) & Josh Freeman (320 pass) at Nebraska, 11/10/07
300 yards passing & 100 yards rushing	Michael Bishop (341 pass, 101 rush) vs Texas A&M, 12/5/98
QB with 100+ yds passing/rushing	Allen Webb (103 rush/140 pass) at Colorado, 11/13/04

RUSHING

25+ rushing attempts	25, Lamark Brown vs. Texas Tech, 10/4/08
30+ rushing attempts	30, Allan Evridge at Nebraska, 11/12/05
40+ rushing attempts	42, Darren Sproles vs. Western Kentucky, 9/4/04
100+ yards rushing	115, Logan Dold at Texas A&M, 10/11/08
150+ yards rushing	172, James Johnson vs. Missouri, 10/17/07
200+ yards rushing	292, Darren Sproles vs. Louisiana-Lafayette, 9/18/04
Consec. 100-yard games	2, James Johnson, two times 129, at Nebraska, 11/10/07; 172 vs. Missouri 11/17/07
Consec. 150-yard games	2, Thomas Clayton 177, vs. Florida International, 9/3/05; 152, at Marshall, 9/10/05
Consec. 175-yard games	2, Darren Sproles 273, vs. Missouri, 11/22/2003; 235, vs. Oklahoma, 12/6/03
Consecutive 200-yard games	2, Darren Sproles 273, vs. Missouri, 11/22/2003; 235, vs. Oklahoma, 12/6/03
Consecutive 225-yard games	2, Darren Sproles 273, vs. Missouri, 11/22/2003; 235, vs. Oklahoma, 12/6/03
50-yard+ run	66t, James Johnson vs. Missouri, 11/17/07
70-yard+ run	80t, Thomas Clayton vs. Florida International, 9/3/05
80-yard+ run	80t, Thomas Clayton vs. Florida International, 9/3/05
90-yard+ run	91t, Ell Roberson vs. Nebraska, 11/16/02
3+ rushing TDs	4, Josh Freeman at Texas A&M, 10/11/08
4+ rushing TDs	4, Josh Freeman at Texas A&M, 10/11/08
5+ rushing TDs	5, Jonathan Beasley vs. North Texas, 9/23/00

PASSING

30+ attempts	41, Josh Freeman at Colorado, 10/18/08
40+ attempts	41, Josh Freeman at Colorado, 10/18/08
50+ attempts	51, Josh Freeman at Oklahoma State, 10/20/07
20+ completions	20, Josh Freeman at Colorado, 10/18/08
25+ completions	26, Josh Freeman vs. Missouri, 11/17/07
30+ completions	36, Josh Freeman at Oklahoma State, 10/20/07
3+ TD passes	3, Josh Freeman vs. Louisiana, 9/27/08
4+ TD passes	4, Ell Roberson vs. Oklahoma, 12/6/03
300+ yards passing	313, Josh Freeman at Louisville, 9/17/08
400+ yards passing	404, Josh Freeman at Oklahoma State, 10/20/07
Consecutive 250-yard+ games	3, Josh Freeman 288, vs. Montana State, 9/6/08; 313 at Louisville, 9/17/08; 272 vs. Louisiana, 9/27/08
Consecutive 300-yard games	2, Josh Freeman 347, at Iowa State, 11/3/07; 320, at Nebraska, 11/10/07
50-yard+ completion	53, Josh Freeman to Brandon Banks vs. Louisiana, 9/27/08
70-yard+ completion	70, Josh Freeman to Deon Murphy vs. Montana State, 9/6/08
80-yard+ completion	80t, A. Evridge to J. Nelson at Texas Tech, 10/15/05
90-yard+ completion	97t, M. Bishop to A. Lockett vs. La-Monroe, 9/26/98

RECEIVING

10+ receptions	14, Jordy Nelson at Iowa State, 11/3/07
3+ TD receptions	3, Jordy Nelson at Oklahoma State, 10/20/07
100+ receiving yards	102, Aubrey Quarles at Texas A&M, 10/11/08
125+ receiving yards	127, Brandon Banks vs. Louisiana, 9/27/08
150+ receiving yards	153, Brandon Banks at Louisville, 9/17/08
175+ receiving yards	214, Jordy Nelson at Iowa State, 11/3/07
200+ receiving yards	214, Jordy Nelson at Iowa State, 11/3/07
Consecutive 100-yard games	2, Brandon Banks 153 at Louisville, 9/17/08 and 127 vs. Louisiana, 9/27/08
3+ Consecutive 100-yard games	4, Jordy Nelson 176 at OSU, 10/20/07; 105 vs. BU, 10/27/07; 214 at ISU (11/3/07); 125 at NU, 11/10/07

TEAM

300+ yards rushing	305, vs. North Texas, 9/24/05
400+ yards rushing	415, vs. Nebraska, 11/16/02
Less than 10 yards net rushing	1, vs. Oklahoma, 11/16/04
Negative net rushing	(-12), vs. Texas Tech, 8/31/96
400+ yards passing	481, vs. Montana State, 9/6/08
500+ yards total offense	529, at Oklahoma State, 10/20/07
600+ yards total offense	658, vs. North Texas, 9/24/05
Consec. gms, 500+ total yards	502, at Iowa State, 11/8/03 561, at Nebraska, 11/15/03
4 consec. gms, 500+ total yards	573, vs. ISU, 10/24/98; 566, at KU, 10/31/98 518, at Baylor, 11/7/98; 512, vs. Nebraska, 11/14/98
<200 yards total offense	182, vs. Kansas, 10/9/05
<100 yards total offense	86, vs. Nebraska 10/5/96
30+ first downs	30, at Texas A&M, 10/11/08
35+ first downs	37, vs. Iowa State, 10/24/98
<10 first downs	8, vs. Nebraska, 10/5/96
40+ points	44, at Texas A&M, 10/11/08
50+ points	69, vs. Montana State, 9/6/08
60+ points	69, vs. Montana State, 9/6/08
70+ points	76, vs. Ball State, 9/16/00
100+ yards in penalties	162 (16 pen.) vs. Missouri State, 9/15/07
5+ fumbles lost	5, vs. Southern California, 9/21/02
Scored a safety	vs. Missouri, 11/19/05
Scored two safeties	at Nebraska, 11/12/05
Scored two safeties in a quarter	at Nebraska (third quarter), 11/12/05
Allowed a safety	vs. Texas A&M (punt), 10/22/05
Forced five or more turnovers	7, vs. Baylor, 10/27/07
Forced three or more fumbles	4, vs. Baylor, 10/27/07
Committed five turnovers	5, at Baylor, 9/30/06
Committed six turnovers	6, at Kansas, 11/18/06
Recovered an on-side kick	Jared Parker at Colorado, 11/4/06
Shutout	vs. Florida Atlantic (45-0), 9/9/06
Shutout on road	at Iowa State (45-0), 11/8/03
Shutout vs. conference opponent	at Iowa State (45-0), 11/8/03
Shutout by, first half	vs. North Texas, 8/30/08
Shutout by, second half	at Colorado, 10/18/08
Shutout by, game	at Colorado (12-0), 11/19/96
Overtime game	vs. Texas A&M, 12/5/98 (L, 33-36 - 2ot)
Come-from-behind win	vs. Oklahoma State, 10/7/06 (17-27, fourth quarter)

MISCELLANEOUS

300+ yds individual total offense	329, Josh Freeman (234 pass, 95 rush) at Texas A&M, 10/11/08
400+ yds individual total offense	404, Josh Freeman (404 pass, -1 rush) at Oklahoma State, 10/20/07

THE LAST TIME...

300+ all-purpose yards	301, Leon Patton, vs. Oklahoma State, 10/7/06 (151 rush, 33 receiving, 117 kickoff return)
6+ TDs responsible for	6, Jonathan Beasley (4 pass, 2 rush) at Oklahoma State, 10/23/99
4+ TDs scored	4, Josh Freeman (4 rush) at Texas A&M, 10/11/08
3+ field goals	3, Brooks Rossman vs. Baylor, 10/27/07
4+ field goals	4, Brooks Rossman vs. Colorado, 10/13/07
5+ field goals	5, Jamie Rheem vs. Texas, 10/2/99
7+ PATs	7, Joe Rheem vs. McNeese State, 9/6/03
8+ PATs	8, Joe Rheem at Kansas, 11/2/02
9+ PATs	9, Brooks Rossman vs. Montana State, 9/6/08
50-yd+ FG	53, Brooks Rossman at Colorado, 10/18/08
60-yd+ FG	65, Martin Gramatica vs. N. Illinois, 9/26/98
15+ tackles	15, Ted Sims at Texas, 10/4/03
5+ tackles for loss	5.0, Ian Campbell vs. Illinois State, 9/2/06
3+ sacks	3.0, Ian Campbell vs. Illinois State, 9/2/06
2+ interceptions	2, Chris Carney vs. Kansas, 10/6/07
TD on an INT return	Ian Campbell (41 yards) at Texas, 9/29/07
TD on fumble return (def)	Courtney Herndon (43 yards) vs. Montana State, 9/6/08
TD on fumble return (special teams)	Byron Garvin (9 yards) vs. Illinois State, 9/2/06
TD on fumble return (off)	Tony Madison (0 yards) vs. Fresno State, 9/11/04
TD on punt return	Courtney Herndon (10 yards) at Texas A&M, 10/11/08
Consecutive games w/punt return TD	2, Aaron Lockett vs. Louisiana Tech (69 yards), 9/2/2000; vs. Ball State (84 yards), 9/16/00
3 Consec. gms w/punt return TD	3, David Allen vs. Indiana State (63 yards), 9/5/98 vs. Northern Illinois (69 yards), 9/12/98; vs. Texas (93 yards), 9/19/98
TD on kickoff return	James Johnson (85 yards) at Texas, 9/29/07
TD on KO return to start game	Justin McKinney (88 yards) vs. Florida Atlantic, 9/9/06
2-point conversion	Josh Freeman, at Louisville, 9/17/08
Blocked field goal	Ian Campbell, at Colorado, 10/18/08
TD on blocked field goal	Randy Jordan (93 yards) at Baylor, 11/16/02
Blocked punt	Reggie Walker, at Texas A&M, 10/11/08
TD on blocked punt	Courtney Herndon (10 yards) at Texas A&M, 10/11/08
Blocked extra point	Payton Kirk vs. Texas Tech, 10/4/08
Defensive extra point	Terence Newman (90-yd DXP kick return) vs. Southern California, 9/21/02
2+ blocked kicks, game	2, Rashad Washington vs. Colorado, 2 punts, 10/18/03
Largest deficit overcome	21 points (school record - 3 times) vs. Iowa State (7-28, 3rd qtr), 9/25/99; vs. Oklahoma State (0-21, 2nd qtr), 10/23/99, at Missouri (0-21, 2nd qtr), 11/06/04

OPPONENTS

RUSHING

30+ rushing attempts	36, Adrian Peterson (Oklahoma), 10/16/04
100+ yards rushing	141, Rodney Stewart (Colorado), 10/18/08
150+ yards rushing	183, Tyrell Fenroy (Louisiana), 9/27/08
200+ yards rushing	201, Jon Cornish (Kansas), 11/18/06
300+ yards rushing	320, Barry Sanders (Oklahoma State), 10/29/88
Two 100-yard rushers	Victor Anderson (183) / Brock Bolen (106) (Louisville), 9/17/08
60-yard+ run	69t, Tyrell Fenroy (Louisiana), 9/27/08
70-yard+ run	80t, Jerry Babb (Louisiana-Lafayette), 9/18/04
80-yard+ run	80t, Jerry Babb (Louisiana-Lafayette), 9/18/04
85-yard+ run	85t, Chris Brown (Colorado), 10/5/02
90-yard+ run	91, David Thompson (Okla. State), 11/18/95
3+ rushing TDs	3, Tyrell Fenroy (Louisiana), 9/27/08

PASSING

40+ attempts	41, Jerrod Johnson (Texas A&M), 10/11/08
60+ attempts	65, Cody Hodges (Texas Tech), 10/15/05
20+ completions	29, Jerrod Johnson (Texas A&M), 10/11/08
25+ completions	29, Jerrod Johnson (Texas A&M), 10/11/08
30+ completions	38, Graham Harrell (Texas Tech), 10/4/08
40+ completions	44, Cody Hodges (Texas Tech), 10/15/05
3+ TD passes	6, Graham Harrell (Texas Tech), 10/4/08
4+ TD passes	6, Graham Harrell (Texas Tech), 10/4/08
250+ yards passing	419, Jerrod Johnson (Texas A&M), 10/11/08
300+ yards passing	419, Jerrod Johnson (Texas A&M), 10/11/08
350+ yards passing	419, Jerrod Johnson (Texas A&M), 10/11/08

RECEIVING

10+ receptions	12, Ryan Tannehill (Texas A&M), 10/11/08
100+ receiving yards	210, Ryan Tannehill (Texas A&M), 10/11/08
125+ receiving yards	210, Ryan Tannehill (Texas A&M), 10/11/08
150+ receiving yards	210, Ryan Tannehill (Texas A&M), 10/11/08
200+ receiving yards	210, Ryan Tannehill (Texas A&M), 10/11/08
60-yard+ reception	75t, Shawn Bell to Trent Shelton (Baylor), 9/30/06
70-yard+ reception	75t, Shawn Bell to Trent Shelton (Baylor), 9/30/06
90-yard+ reception	94t, Jeremy Bloom from Robert Hodge (Colorado), 10/5/02
2+ TD catches	2, Michael Crabtree (Texas Tech), 10/4/08

TEAM

<10 yards net rushing	minus 37, Baylor, 10/26/02
<20 yards net rushing	13, Baylor, 10/27/06
<50 yards net rushing	13, Baylor, 10/27/07
300+ yards rushing	335, Louisiana, 9/27/08
400+ yards rushing	518, Colorado, 11/18/89
500+ yards rushing	518, Colorado, 11/18/89
700+ yards rushing	768, Oklahoma, 10/15/88
<10 yards net passing	5, Ball State, 9/16/00
300+ yards passing	419, Texas A&M, 10/11/08
350+ yards passing	419, Texas A&M, 10/11/08
500+ yards total offense	544, Texas A&M (419 pass, 125 run), 10/11/08
400+ yards total offense	544, Texas A&M (419 pass, 125 run), 10/11/08
<200 yards total offense	191, Montana State (83 108 pass), 9/6/08
<150 yards total offense	142, Marshall (50 rush, 92 pass), 9/16/06
<100 yards total offense	53, Ball State (46 rush, 5 pass), 9/16/00
30+ first downs	33, Texas Tech (9r, 6p, 1pn), 10/4/08
<10 first downs	8, Marshall (3r, 3p, 2pn), 9/16/06
<5 first downs	4, North Texas (3r, 0p, 1pn), 9/23/00
40+ points	58, Texas Tech, 10/4/08
50+ points	58, Texas Tech, 10/4/08
60+ points	73, Nebraska, 11/10/07
70+ points	73, Nebraska, 11/10/07
100 yards in penalties	103, Baylor, 10/27/07
Blocked punt	Texas, 11/11/06
Blocked extra point	Missouri, 11/17/07
Blocked field goal	Louisville, 9/23/06
TD on interception return	Anthony Webb (Kansas), 42 yds, 11/18/06
TD on punt return	Danny Amendola (Texas Tech), 90 yds, 10/30/04
TD on kickoff return	Jeremy Maclin, Missouri, 99 yds, 11/17/07
TD on fumble return	Antonio Coleman (Auburn), 34 yds, 9/1/07
TD on blocked punt	James Johnson (Marshall), 17 yds, 9/16/06
2-point conversion	Dahrran Diedrick run (Nebraska), 11/10/01
Defensive extra-point	Darrent Williams (85-yd DXP kick return), Okla. State, 10/12/02