



# TEXAS TECH FOOTBALL

## FEARLESS CHAMPIONS EVER BE, STAND ON HEIGHTS OF VICTORY

Big 12 Leader with 15-Straight Bowl Eligible Seasons ▶ Over 70 Percent Graduation Rate Seven-Straight Years ▶ Seven-Straight Bowl Game Appearances



### GAME

# 12

#### DID YOU KNOW?

- ▶ QB Graham Harrell is one of only five players in NCAA history to throw for 4,000 yards in multiple seasons. He is on the verge of becoming only the sixth player in NCAA annals to throw for 5,000. [More on Harrell on page 8](#)
- ▶ WR Michael Crabtree has set numerous Big 12 and NCAA records in what is the most prolific freshman season in NCAA history for a receiver. [More on Crabtree on page 9](#)
- ▶ QB Graham Harrell is 145 yards away from 10,000 for his career
- ▶ Of 48 red zone scores this season for Texas Tech, 43 have gone for touchdowns

#### 2007 BIG 12 STANDINGS

SOUTH	CONF	OVERALL	STK
Oklahoma	5-1	9-1	W5
Texas	5-2	9-2	W5
Oklahoma State	3-3	5-5	L2
Texas A&M	3-4	6-5	L3
Texas Tech	3-4	7-4	L1
Baylor	0-7	3-8	L7

NORTH	CONF	OVERALL	STK
Kansas	6-0	10-0	W10
Missouri	5-1	9-1	W3
Colorado	3-4	5-5	L2
Kansas State	3-4	5-5	L2
Iowa State	2-5	3-8	W2
Nebraska	2-5	4-6	W1

#### ATHLETIC MEDIA RELATIONS

Assistant AD/Director: Chris Cook  
**Office:** (806) 742-2770  
**Cell:** (806) 787-5648  
**Fax:** (806) 742-1970  
**E-Mail:** chris.cook@ttu.edu  
**Website:** www.texastech.com  
**Associate SID (Football):** Blayne Beal  
**Associate SID (Football):** Tammi Hoffman

### TEXAS TECH (7-4, 3-4 BIG 12) vs. OKLAHOMA (9-1, 5-1 BIG 12)

Saturday, November 17 ▶ 7:12 p.m. ▶ Jones AT&T Stadium ▶ Lubbock, Texas



**Series vs. Oklahoma:** Oklahoma leads 11-3

**Series Streak:** Oklahoma has won one

**Last Meeting vs. Oklahoma:** OU 34, Tech 24 – 2006

**Last Texas Tech Win in Lubbock:** Tech 23, OU 21 – 2005

**Television:** ABC Sports (National)

**Radio:** Texas Tech Sports Network

**Live Stats:** www.texastech.com



#### GAMEDAY INFORMATION

##### CLOSING IT OUT AT HOME

Texas Tech closes the regular season with a home date against (3) Oklahoma on Saturday. Kickoff is set for 7:12 p.m. CT at Jones AT&T Stadium.

##### RADIO COVERAGE

The Texas Tech Sports Network is comprised of 48 stations and the game can be heard on Sirius Satellite Radio (110) and XM Radio (242). **Brian Jensen** handles the play-by-play duties, while **John Harris** and former Red Raider quarterback **Sonny Cumbie** are analysts. **Armen Williams** will comb the sidelines for the network. Flagship station 1340 KKAM and KFMX 94.5 carry the games in Lubbock.

##### TELEVISION COVERAGE

ABC will carry Saturday's game live from Jones AT&T Stadium. **Brad Nessler** (play-by-play), **Brian Griese** (analyst), **Paul Maguire** (analyst) and **Bonnie Bernstein** (sideline) will call the action.

##### RED RAIDERS IN THE POLLS

The Red Raiders received votes in this week's USA Today Coaches Poll. Red Raider opponents earning top 25 status include Texas (11/12), Oklahoma (3/3) and Missouri (6/6). *(USA Today/AP)*

##### SEVENTEEN SENIORS PLAY HOME FINALE

Texas Tech will say goodbye to its senior class this weekend as 17 players follow the Masked Rider out for the last time. James Conwright, Loy White, Chris Parker, Taylor Read, Grant Walker, Danny Amendola, David Schaefer, Alex Trlica, Paul Williams, Joe Garcia, Chad Hill, Kellen Tillman, Ty Linder, Michael Bettenhausen, Grant Berg, Kelly Hildebrandt and Tyler Yenzler make up the 2007 senior class.

##### OKLAHOMA LEADS THE SERIES WITH TECH

The Sooners leads the series with the Red Raiders, 11-3, dating back to the 1992 season. OU won the first three games in the series, before Tech hit the win column with a 22-12 win in Norman during the first year of the Big 12 Conference in 1996. Tech won again, 38-28, in 1999 in Spike Dykes' final collegiate game on the sidelines, and grabbed its third win two years ago in Lubbock, a 23-21 win on the game's final play.

##### LEACH 5-2 AFTER TEXAS GAME

Since 2000, Texas Tech is 5-2 in games following the annual Texas showdown. The last loss – against Oklahoma in 2003.

#### 2007 SCHEDULE and RESULTS

DATE	RANK	OPPONENT	RESULT/TIME	TV	ATTEND
Preseason	RV				
Sept. 3	RV/NR	at SMU	W, 49-9	ESPN	26,969
<b>Sept. 8</b>	<b>RV/NR</b>	<b>UTEP</b>	<b>W, 45-31</b>	---	<b>52,403</b>
Sept. 15	RV/NR	at Rice	W, 59-24	FSN	21,543
Sept. 22	RV/NR	•at Oklahoma State	L, 45-49	FSN	37,850
<b>Sept. 29</b>	<b>NR/NR</b>	<b>NORTHWESTERN STATE</b>	<b>W, 75-7</b>	---	<b>52,893</b>
<b>Oct. 6</b>	<b>NR/NR</b>	<b>•IOWA STATE</b>	<b>W, 42-17</b>	---	<b>46,558</b>
<b>Oct. 13</b>	<b>RV/RV</b>	<b>•TEXAS A&amp;M</b>	<b>W, 35-7</b>	<b>ABC</b>	<b>55,491</b>
Oct. 20	21/17	•at Missouri	L, 10-41	ABC	63,396
<b>Oct. 27</b>	<b>RV/NR</b>	<b>•COLORADO</b>	<b>L, 26-31</b>	<b>ABC</b>	<b>49,084</b>
Nov. 3	RV/NR	•at Baylor	W, 38-7	---	39,015
Nov. 10	RV/12	•at Texas	L, 43-59	ABC	86,401
<b>Nov. 17</b>	<b>NR/3</b>	<b>•OKLAHOMA</b>	<b>7:12 p.m.</b>	<b>ABC</b>	

All times Central; games without TV designation are subject to change.

• Big 12 Conference games

Rank (TT / Opponent) from the USA Today Coaches Poll

## MEDIA INFORMATION

### TEXAS TECH SPORTS NETWORK

In its third season broadcasting Red Raider Football, the Texas Tech Sports Network and its 48 affiliates are proud to bring the Red Raiders to the airwaves each week during the season. Anchored by ESPN Radio/KKAM 1340 in Lubbock, the Texas Tech Sports Network covers the state of Texas and reaches into New Mexico. **Brian Jensen** (play-by-play), **John Harris** (color) and former Tech quarterback **Sonny Cumbie** (analyst) call the action from the booth, while **Armen Williams** paces the sidelines. Following is a list of radio affiliates:



CITY	STATION	FREQUENCY
Abilene/Haskell	KVRP-FM	97.1
Alpine	KVLF-AM	1240
Amarillo	KIXZ-AM/KATP-FM	940/101.9
Amarillo	KPUR-AM/KZRK-AM	1140/1550
Artesia, N.M.	KSVP-AM	990
Andrews	KACT-AM/FM	1360/105.5
Austin	KWNX-AM/KZNX-AM	1260/1530
Big Spring	KBST-FM	95.7
Brownwood	KXYL-FM	96.9
Cleburne	KHFX-AM	1460
Dallas	KHYI-FM	95.3
Dalhart	KXIT-AM	1240
El Paso	KHEY-AM	1380
Eastland	KATX-FM/KEAS-FM	97.7/1590
Fredericksburg	KNAF-AM	910
Hereford	KPAN-AM/FM	860/106.3
Hobbs, N.M.	KPER-FM	95.7
Houston	KPRC-AM/KBME-AM	740/950/790
Junction	KMBL-AM	1450
Lamesa	KPET-AM	690
Lampasas	KCYL-AM/KACQ-FM	1450/101.9
Lubbock	KFMX-FM	94.5
Lubbock	KKAM-AM	1340
Marble Falls	KHLB-FM	106.9
Memphis	KLSR-FM	105.3
Midland	KMCM-FM	96.9
New Braunfels	KGNB-AM	1420
Pampa	KOMX-FM	100.3
Plainview	KKYN-FM/KVOP-AM	1090
San Angelo	KDCD-FM	92.9
San Antonio	KRPT-FM/KTKR-AM	92.5/760
Seminole	KSEM-FM	106.3
Sweetwater	KXOX-AM	1240
Tyler	KTBB-AM/KYZS-AM	600/1490
Vernon	KVWC-AM/FM	1490/103.1
Weatherford	KYQX-FM	89.5
Wichita	KSLS-FM	101.5



### BIG 12 TELECONFERENCE

The Big 12 Teleconferences are scheduled on Mondays throughout the season through December 3. Texas Tech Head Coach Mike Leach will participate on the call at 10:50 a.m. CT. The media call-in number can be obtained by contacting the Big 12 Conference. Following is the order for the call:

TIME	COACH
10:00	Mark Mangino, Kansas
10:10	Bob Stoops, Oklahoma
10:20	Mike Gundy, Oklahoma State
10:30	Ron Prince, Kansas State
10:40	Gary Pinkel, Missouri
10:50	Mike Leach, Texas Tech
11:00	Guy Morris, Baylor
11:10	Gene Chizik, Iowa State
11:20	Dennis Branchione, Texas A&M
11:30	Mack Brown, Texas
11:40	Dan Hawkins, Colorado
11:50	Bill Callahan, Nebraska



### MIKE LEACH TV SHOW

Red Raider Sports with Mike Leach is back for another year with **Drew Dougherty** as the host. Beginning September 9 the show airs Sundays at 10:30 p.m. on FOX34. The show replays on Wednesdays throughout the season on Fox Sports Net (check local listings) at 2:30 p.m.



### WWW.TEXASTECH.COM

This is the official website of Texas Tech Athletics. Texas Tech football releases as well as a wide variety of athletics department information can be found on the web. Weekly game notes, news and statistical information can be found here throughout the football season.

### TEXAS TECH ACCESS

Throughout the course of the season, Texas Tech Head Coach Mike Leach will conduct a weekly press conference Mondays during the season through Nov. 12. The lone exceptions occur during the first two weeks – the first press conference will take place Wed., Aug. 29. With the first game scheduled for Labor Day, Texas Tech will forego a formal press conference leading up to the UTEP game and conduct interviews following practice Sept. 4.

Selected players will be available at the Monday press conferences as this will be the only opportunity to get player sound and video. **ALL PRACTICES ARE CLOSED.** Coaches are available following each workout, while all players are available post-game.

### COLLEGEPRESSBOX.COM

The official media site for Big 12 football will provide one-stop access to updated contact information, media guides, game notes, game books, quotes, links and more for each of the conference's 12 institutions and the conference office. For a username and password, contact Ted Gangi at [webmaster@collegepressbox.com](mailto:webmaster@collegepressbox.com).



### VIDEO HIGHLIGHT WEBSITE

The Big 12 Conference announces a new video service for the 2007 season designed to replace its weekly satellite highlight feed. Television outlets will now be able to download broadcast quality highlights of Texas Tech Football and Big 12 Conference Football 24 hours-a-day, seven days-a-week through a password protected site at [www.collegepressbox.tv](http://www.collegepressbox.tv). Highlights from each home game will be available approximately one hour following the game and, in most instances, at the game's conclusion.

Following each weekend's action, highlights will be posted to the site for download, approximately within 24 hours after the completion of each game. Highlight packages will also include player and/or coaches comments about the most recent game and the upcoming opponent. All files will be in Quicktime format. As an added feature, all clips will be available for preview prior to downloading.

First-time visitors to the site will be required to complete the on-line registration before accessing the highlights. Please contact Ted Gangi at (214) 909-9314 or [webmaster@collegepressbox.com](mailto:webmaster@collegepressbox.com) for additional information.

### CREDENTIALS

Please direct all credential requests to [www.texastech.com](http://www.texastech.com). Requests should be made on-line at the official website of the Texas Tech Department of Intercollegiate Athletics. Confirmation of your request will be made upon review by Chris Cook, Assistant Athletics Director for Media Relations, and Blayne Beal, Associate Director. Credentials are limited to members of the working media who are assigned to cover Texas Tech Football. Every effort will be made to fulfill each request. Credentials are for adult use only and are non-transferable.

THE NATIONAL POLLS

ASSOCIATED PRESS (Nov. 12)

TEAM	RECORD	POINTS
1. LSU (40)	9-1	1,590
2. Oregon (22)	8-1	1,574
3. Oklahoma (1)	9-1	1,471
4. Kansas (1)	10-0	1,439
5. West Virginia (1)	8-1	1,340
6. Missouri	9-1	1,336
7. Ohio State	10-1	1,184
8. Georgia	8-2	1,130
9. Arizona State	9-1	1,122
10. Virginia Tech	8-2	1,013
11. USC	8-2	924
12. Texas	9-2	859
13. Hawaii	9-0	827
14. Florida	7-3	814
15. Clemson	8-2	613
16. Virginia	9-2	539
17. Boise State	9-1	533
18. Boston College	8-2	527
19. Tennessee	8-3	488
20. Illinois	8-3	390
21. Cincinnati	8-2	305
22. Kentucky	7-3	283
23. Michigan	8-3	237
24. Wisconsin	8-3	182
25. Connecticut	8-2	127

OTHERS RECEIVING VOTES: No Big 12 teams receiving votes this week

USA TODAY COACHES POLL (Nov. 12)

TEAM	RECORD	POINTS
1. LSU (35)	9-1	1,457
2. Oregon (13)	8-1	1,407
3. Oklahoma (4)	9-1	1,366
4. Kansas (7)	10-0	1,344
5. West Virginia (1)	8-1	1,238
6. Missouri	9-1	1,194
7. Ohio State	10-1	1,145
8. Arizona State	9-1	1,042
9. Georgia	8-2	1,005
10. Virginia Tech	8-2	923
11. Texas	9-2	844
12. Hawaii	9-0	842
13. USC	8-2	814
14. Florida	7-3	686
15. Boise State	9-1	556
16. Clemson	8-2	548
17. Virginia	9-2	547
18. Boston College	8-2	505
19. Tennessee	7-3	306
20. Kentucky	7-3	304
21. Illinois	8-3	271
22. Penn State	8-3	262
23. Michigan	8-3	259
24. Wisconsin	8-3	226
25. Cincinnati	8-2	163

OPPONENTS RECEIVING VOTES: No Big 12 teams receiving votes

TRACKING TEXAS TECH IN THE POLLS

Date	AP	USA Today
Preseason	RV	RV
September 3	---	RV
September 10	---	RV
September 17	RV	RV
September 24	---	---
October 1	---	---
October 8	RV	RV
October 15	22	21
October 22	RV	RV
October 29	---	RV
November 5	---	RV
November 12	---	---
November 19	---	---
November 26	---	---
December 3	---	---
Final	---	---

TEAM NOTES

TECH PASS BLOCK KEEPING QB UPRIGHT

After throwing 622 passes as an offensive unit this season, one would think in addition to the QB's arm, his rear end might be sore as well. Let's face it; the odds of getting sacked in a passing offense is greatly improved with each attempt. Not in Texas Tech's case. The Red Raider offensive line has yielded only 15 sacks in 622 pass attempts this season or one sack per every 41.5 pass attempts. That total ranks third nationally behind Tennessee (one per 121 attempts) and Rutgers (one per 60.6 attempts). What makes Texas Tech's numbers more impressive is the fact the offense has thrown nearly twice as many passes as both the Volunteers and Scarlet Knights. The o-line is currently in its best two-year run under Mike Leach, having allowed 34 sacks since the start of the 2006 season. The previous best two-year total was 53 (2003-04). If Tech keeps its current pace up, the team will have limited the defensive sack output below 20 for the second time under Leach and the second time in as many years.

TEXAS TECH FIELDS SECOND YOUNGEST TEAM

This is not meant as an excuse for the team's three losses this year, but more as a credit to the seven wins. In a survey conducted by the Temple University SID office, Texas Tech ranks second nationally with 63.3 percent (or 76 players) of its 120-man roster consisting of freshmen and sophomores. Of the Red Raiders' 62 touchdowns this season, 33 have come from the freshman and sophomore classes, and that doesn't include QB Taylor Pott's three TD passes. Texas Tech's freshman and sophomore players have accounted for over 53 percent of the total offense this season. The numbers show the influx of talent Texas Tech has this year and may be most noticeable on the defensive side of the ball. The young players have accounted for a little over 50 percent of the tackles and 70 percent of the sacks.

By the Numbers - Fresh and Soph Contributions

Offense	3,260	54.6%
Points	202	43.3%
Rushes	85	40.7%
Rushing Yards	325	47.5%
Receptions	223	49.2%
Receiving Yards	2,935	55.5%
Tackles	462	54.9%
Sacks	15	71.4%
Tackles for Loss	43.5	66.9%
Interceptions	5	55.6%

Texas Tech starting lineup currently consists of six freshman and sophomores on offense and six on defense.

DEFENSE RAPIDLY CLIMBING

Texas Tech enters the week with the Big 12 Conference's fourth-ranked defensive unit, the highest a Red Raider defense has been at this point in the season under Mike Leach. The Red Raiders are allowing 363.4 yards per game and rank 47th nationally and fourth behind Kansas, Oklahoma and Texas in the Big 12 standings. The Red Raiders are especially strong in the secondary, where the unit ranks 16th nationally and first in the conference.

FIVE-GAME STREAK SNAPPED

Since the Oklahoma State game, the revamped Texas Tech defense, led by interim defensive coordinator Ruffin McNeill, held the previous five conference opponents entering the Texas game below their season averages. McNeill stepped in after the defense yielded 610 yards of total offense to the Cowboys, 214.7 yards above their season average at that point. The biggest margin for the Red Raider defense in the previous five games was holding Missouri's potent offense 111.5 yards below its season average. Texas bested its mark by 87.4 yards.

Opponent Before Tech Allowed

Iowa State	363.4	287
Texas A&M	415.7	366
Missouri	533.5	422
Colorado	380.2	349
Baylor	352.7	282
Texas	463.6	551

PUNTING UNIT STEADY

Former punter Alex Reyes left big shoes to fill upon his departure last season as the four-year starter paced the Red Raiders to a top five national ranking and second-place Big 12 Conference showing in 2006. Newcomer and true freshman Jonathan LaCour has taken the reins and led the Red Raiders to another respectable season. The current unit is third in league standings. This year's group ranks 21st nationally and is cruising along at a 37.7 yard clip.

SACK BY COMMITTEE

Texas Tech is one of five teams in the Big 12 Conference with at least 20 sacks on the season. Outside of DE Brandon Williams' team-leading five quarterback stops, 13 different Red Raiders account for the remaining 16 sacks, and only one of the 12 has more than one and a half. DT Rajon Henley is second with two and a half.

TAKING ADVANTAGE INSIDE THE 20

Texas Tech has 58 trips inside the red zone this season and has scored 48 times. Of the 48 scores, 43 of those have gone for touchdowns; which leads the Big 12 Conference. Kansas is second with 37 touchdowns inside the red zone.

PASS DEFENSE SITS AT 16TH

The Texas Tech pass defense is ranked 16th nationally this week and leads the Big 12 Conference. The Red Raiders are stymieing opponents to the tune of 186.5 yards per game and boast the only secondary in the Big 12 Conference limiting opponents to sub-200 yard outings on average. Go ahead and throw the non-conference competition excuse out the window: Texas Tech ranks first in Big 12 games only, yielding 195.0 yards per game through the air, over 50 yards per game better than second-place Missouri.

Texas Tech Pass Defenses Since 2000

2000	164.1	NCAA Rank - 6
2001	189.4	NCAA Rank - 25
2002	239.6	NCAA Rank - 90
2003	256.3	NCAA Rank - 100
2004	181.3	NCAA Rank - 15
2005	180.4	NCAA Rank - 15
2006	182.4	NCAA Rank - 32
2007	186.5	NCAA Rank - 16

TECH SCORING IN BUNCHES

Quietly flying under the radar is the fact that Texas Tech is tied with the most productive scoring season in school history (42.5 in 2003). The Red Raiders are averaging 42.5 points per game. Tech ranks third in the Big 12 Conference behind Kansas' 45.9 and Oklahoma's 45.0. The Red Raiders are sixth nationally. Should Tech continue its scoreboard assault, it will mark only the second time in school history that a team has finished with an above 40.0 average.

WINNING AT HOME

Texas Tech currently is tied nationally with Iowa in 12th place among home records since the 2003 season. Tech is 25-5 over that stretch.

FIRST AND 10

For what seems like the umpteenth year in a row, Texas Tech leads the Big 12 Conference and the country with 309 first downs and leads the country with 28.1 first downs per game.

GOING BOWLING, AGAIN

For the 15th-straight season, Texas Tech fans will be spending part of their holidays at a bowl game. The win over Texas A&M made the Red Raiders bowl eligible and Tech now has a 7-4 overall record. Texas Tech is the only program of the current Big 12 member institutions to be eligible for the postseason every year of the league's existence and the only program with an overall winning record each season since 1996.

## GAME NOTES

### TEAM COMPARISONS

Offensive Numbers	Tech	Oklahoma
Rushing Yards/Gm	62.2	191.4
Rushing Yards/Att	3.3	4.8
Passing Yards/Gm	480.6	268.2
Passing Yards/Att	8.5	9.6
Total Offense Yards/Gm	542.8	459.6
Total Offense Yards/Play	7.2	6.7
Points/Gm	42.5	45.0

Defensive Numbers	Tech	Oklahoma
Rushing Yards/Gm	176.9	84.9
Rushing Yards/Att	3.9	2.5
Passing Yards/Gm	186.5	227.4
Passing Yards/Att	6.2	6.8
Total Offense Yards/Gm	363.4	312.3
Total Offense Yards/Play	4.8	4.7
Points/Gm	25.6	16.8

### NCAA RANKINGS

Offense	Tech	OU
Rushing	117	27
Passing	1	28
Total	1	17
Scoring	6	3

Defense	Tech	OU
Rush	79	6
Pass	16	60
Total	47	16
Scoring	52	11

Returns	Tech	OU
Punt	22	84
Kickoff	61	3

Miscellaneous	Tech	OU
Net Punting	21	42
Turnover Margin	90	T-19

Rushing	Rank	Stat
Tech..... Shannon Woods	NR	48.7
Oklahoma..... Allen Patrick	80	69.7

Passing	Rank	Stat
Tech..... Graham Harrell	1	443.4
Oklahoma..... Sam Bradford	30	250.9

Total Offense	Rank	Stat
Tech..... Graham Harrell	1	436.6
Oklahoma..... Sam Bradford	37	250.8

Receptions/Gm	Rank	Stat
Tech..... Michael Crabtree	1	10.2
Oklahoma..... Juakin Iglesias	T-73	4.8

Receiving Yd/Gm	Rank	Stat
Tech..... Michael Crabtree	1	155.1
Oklahoma..... Juakin Iglesias	64	70.5

Punting	Rank	Stat
Tech..... Jonathan LaCour	NR	43.7
Oklahoma..... Michael Cohen	36	42.1

Punt Returns	Rank	Stat
Tech..... Eric Morris	43	9.8
Oklahoma..... Reggie Smith	78	6.2

Kickoff Returns	Rank	Stat
Tech..... Edward Britton	T-35	25.5
Oklahoma..... Juakin Iglesias	26	27.2

Scoring	Rank	Stat
Tech..... Michael Crabtree	T-4	10.9
Oklahoma..... DeMarco Murray	T-24	9.0

### DEFENSE MAKING STRIDES

The Texas Tech SWARM defense continues to make strides under interim defensive coordinator Ruffin McNeil. Prior to McNeil taking over the defense just after the Oklahoma State game, the Red Raiders were allowing 405.5 yards of total offense per-game and 28.3 points-per-game. Since the OSU game, the Red Raider defense has allowed an average of 304.0 yards and 18.3 points-per-game. Opponents also are punting over six times per game.

#### Graphic showing defensive totals from games 1-4 and 5-11

1-4	..... 28.2 ppg	198.8 rush	206.8 pass	405.5 TotOff	4.0 punts
5-11	..... 24.1 ppg	164.4 rush	174.9 pass	339.3 TotOff	5.6 punts

### OFFENSE LED BY UNDERCLASSMEN

Of the 11 starters on offense, only one is a senior. WR Danny Amendola is the veteran of the group and is surrounded by a wealth of talent from freshman WR Michael Crabtree to junior QB Graham Harrell. The current starting lineup is composed of two freshmen, five sophomores, three juniors and a senior.

### TURNAROUND ON THIRD DOWN

After finishing the 2006 season in a disappointing 73rd place, Texas Tech has dramatically improved itself in third-down situations. Through 11 games, the Red Raiders rank **10th** nationally with a 49.2 percent success rate on third downs (63-of-128).

### OFFENSE AVOIDS THREE AND OUT

Anytime a team averages 42.5 points per game, it's safe to say that the offense is operating efficiently. That statement holds true for the Texas Tech offense that has also racked up 5,971 total yards and a Big 12-leading 309 first downs through 11 games. What might speak more to the offense's productivity, though, is the fact that the Red Raider attack has had only 12 drives stall after three plays so far in 2007.

### TECH APPROACHING LAST YEAR'S RUSH TD TOTAL

Texas Tech has put the ground game to use this season. The Red Raiders had five rushing TDs last season in their first four games, followed by a five-game drought in conference play without a rushing score. Fast forward to today and Tech sits with 15 scores from its running game in 11 contests, passing last year's total of 13.

### PUNTING UNIT RANKS NATIONALLY

The opposition is finding it difficult to get a decent return against the Red Raiders' punting unit this season. Tech opponents are averaging a mere 5.7 yards per return, which ranks the Tech punt return defense **20th** nationally. The longest return allowed by Tech this season was 16 yards against Baylor.

### QUICK PASSING NOTE

Texas Tech quarterbacks have thrown for 38,529 yards during the Mike Leach tenure – or 21.9 miles. The offense has also accounted for 304 passing scores since 2000 as compared to the 232 thrown the previous 20 seasons.

### RED RAIDERS STEADY IN SCORING STREAK

The run began with a 16-13 win over Texas A&M on Oct. 25, 1997, a week after dropping a 29-0 decision to then-No. 2 Nebraska. During its current run, the Red Raiders have scored 10+ points in all but five games.

#### Longest Scoring Streaks in Tech History

- ▶ 128 games – Began 10/25/97 with 16-13 win over Texas A&M in Lubbock (current)
- ▶ 106 games – Began 10/17/87 with 59-7 win over Rice; ended 12/29/96 with 27-0 loss to Iowa in Alamo Bowl

### TECH IN MIDST OF WINNING SEASONS STREAK

Texas Tech currently ranks fifth nationally with 12-straight winning seasons. Florida State leads with 30, while Michigan (22), Florida (19), Virginia Tech (14) and Tech comprise the top five.

### SIXTEEN DIFFERENT RECEIVERS HAVE CATCHES

Texas Tech's quarterbacks have a cornucopia of talent at which to throw and have spread the wealth this season. Sixteen different Red Raiders have caught passes in

2007. Aside from WR Michael Crabtree's national-leading 113 receptions, eight other receivers have double-digit receptions as well. WR Danny Amendola has 94 receptions followed by IR Eric Morris and WR Edward Britton with 58 and 40, respectively. RB Shannon Woods and IR Grant Walker have 34 and 26. RB Kobey Lewis has 20, while RB Aaron Crawford has 19 and WR L.A. Reed has 16. Morris and Amendola have been the other go-to guys for Tech QBs with eight and five touchdown receptions. Eight different players account for Texas Tech's 46 receiving touchdowns.

### KEEPING GOOD COMPANY

Texas Tech ranks third among Big 12 members with consecutive eight-win seasons. Texas leads the group with eight, while Oklahoma has done it in the last six seasons. Texas Tech has done it each of the last five years.

### DEFENSE THRIVES IN FIRST GAME UNDER RUFF

The Texas Tech defense responded to the change in defensive coordinators last week with an impressive performance against Northwestern State. After holding the Demons to 126 yards in the first half, the Red Raiders turned it up a notch and held NSU to minus-eight yards in the second half. The 118 yards of total offense is a defensive record for Tech.

#### Debut of Coach Ruff's Defense

- ▶ Tech limited NSU to one second half first down and nine for the game
- ▶ Tech stifled the Demons to the tune of 2.1 yards per play
- ▶ NSU completed only 40 percent of its passes

### MAKE THAT THREE IN A ROW, SEVEN-STRAIGHT

Texas Tech continued its mastery over rival Texas A&M as the Red Raiders took a 35-7 win over the Aggies for its third-straight win in the 66-year history of this series. Texas Tech has won seven-straight games over the Aggies at Jones AT&T Stadium and 10 of the last 13 overall meetings. Texas A&M's last win in Lubbock was a 31-6 decision back in 1993.

### TEXAS TECH SCORING UNDER LEACH

Texas Tech has scored 30 or more points in 62 games during the Leach era and has won 52 of those games. The Red Raiders are 26-5 under Leach when scoring 40+ and 19-0 when scoring over 50. On the flip side, Tech is 10-26 when scoring 29 points or less.

### SCORING OUTPUT AMONG SCHOOL'S BEST

Texas Tech's 75 points against Northwestern State rank fourth on the school's all-time scoring list and marks the seventh 70+ game in the program's history and third under Mike Leach.

#### Texas Tech's 70-Point Games

Year	Opponent	Points
1925	Wayland	120
2005	Sam Houston State	80
1932	Trinity	79
<b>2007</b>	<b>Northwestern State</b>	<b>75</b>
1953	New Mexico A&M	71
2004	TCU	70
2004	Nebraska	70

### PERFORMANCE AT OSU AMONG TOP FIVE

Texas Tech rolled up 718 yards of total offense, marking the fifth time in school history, and third time on the road, that a Red Raider team has eclipsed the 700-yard mark – and all under Leach. Tech's performance Saturday also is the second on the NCAA single-game list this season.

#### Texas Tech Top Five Total Offense Games

Year	Opponent	Yards
2003	Iowa State	775
2005	Sam Houston State	770
2007	at Oklahoma State	718
2003	at Baylor	716
2003	at Mississippi	713

### PROUD TO BE A TEXAN

Of the 44 names listed on the depth charts, 36 hail from the state of Texas. Additionally, both punters, both kickers and both deep snappers are from the Lone Star State. Nineteen of the projected 22 starters are Texans.

START CHARTS

OFFENSE	2007	Current Streak	Career
Graham Harrell, QB	11	24	24
Shannon Woods, RB	8	0	21
Danny Amendola, WR	11	14	22
Louis Vasquez, OL	11	19	22
Brandon Carter, OL	11	11	12
Michael Crabtree, WR	11	11	11
Rylan Reed, OT	11	11	11
Eric Morris, WR	10	10	10
Edward Britton, WR	8	5	9
Shawn Byrnes, C	8	5	8
L.A. Reed, WR	3	0	7
Marlon Winn, OL	6	6	6
Jake Johnson, OT	5	0	5
Todd Walker, WR	0	0	4
Aaron Crawford, RB	3	3	3
Kobey Lewis, RB	2	0	2
David Schaefer, TE	0	0	2
Grant Walker, WR	0	0	2
Stephen Hamby, C	2	0	2

DEFENSE	2007	Current Streak	Career
Darcel McBath, FS	11	24	24
Jake Ratliff, DE	11	24	24
Joe Garcia, SS	10	6	23
Chris Parker, CB	11	20	22
Paul Williams, LB	10	2	16
Kellen Tillman, LB	4	0	14
Rajon Henley, DT	11	11	11
Brandon Williams, DE	11	11	11
Jamar Wall, DB	10	7	10
Marlon Williams, LB	10	10	10
Colby Whitlock, NT	8	8	8
Brian Duncan, LB	7	7	7
Richard Jones, NT	3	0	3
Marcus Bunton, CB	1	0	3
Chad Hill, LB	1	0	1
Daniel Howard, DE	1	0	1
Anthony Hines, SS	1	0	1
Victor Hunter, LB	1	1	1

SPECIALISTS	2007	Current Streak	Career
Alex Trlica, PK	11	57	57
Austin Burns, DS	11	24	24

LONGEST ACTIVE STREAKS	2007	Current Streak	Career
Alex Trlica, PK	11	57	57
Austin Burns, DS	11	24	24
Graham Harrell, QB	11	24	24
Darcel McBath, FS	11	24	24
Chris Parker, CB	11	20	20
Louis Vasquez, OL	11	19	19
Danny Amendola, WR	11	14	14

CAREER GAMES STARTED	2007	Current Streak	Career
Alex Trlica, PK	11	57	57
Austin Burns, DS	11	24	24
Graham Harrell, QB	11	24	24
Darcel McBath, FS	11	24	24
Jake Ratliff, DE	11	23	23
Joe Garcia, SS	10	6	23
Danny Amendola, WR	11	14	22
Chris Parker, CB	11	20	22
Louis Vasquez, OL	11	19	22
Shannon Woods, RB	8	0	21
Paul Williams, LB	10	2	16
Kellen Tillman, LB	4	0	14
Brandon Carter, OL	11	11	12
Michael Crabtree, WR	11	11	11
Eric Morris, WR	10	10	10
L.A. Reed, WR	3	0	7
Todd Walker, WR	0	0	4
Marcus Bunton, CB	1	0	3

REACHING OUT

Fifteen players on this year's roster originated from other states, including Hawaii, Georgia, California, Oklahoma, New Mexico, Kansas, Louisiana and Arkansas.

QUARTET SELECTED AS TEAM CAPTAINS

Seniors Chris Parker (CB), Danny Amendola (WR), Paul Williams (LB) and junior Graham Harrell (QB) were elected captains for the 2007 season in a vote by their teammates.

Captains Notes

- First time since 2004 that each captain hailed from the state of Texas
- This year also marks the first time since 2004 that an offensive lineman hasn't been among the group
- Harrell joins Cody Hodges (2005) and Kliff Kingsbury (2000-02) as the only quarterbacks selected under Leach
- Harrell is the first junior named since Keyunta Dawson in 2005

COMING IN DROVES

Over the course of Mike Leach's career at Texas Tech, 2,458,618 fans have enjoyed Red Raider football at Jones AT&T Stadium (compared to 1,953,683 during the 90s). Over the three previous seasons, the average attendance was 51,453 – or 97.3 percent capacity.

LEACH IN EIGHTH SEASON

Mike Leach is in his eighth season as head coach of the Red Raiders. He is the third winningest coach in Texas history, trailing Spike Dykes (82-67-1) and Pete Cawthon (76-32-6). He has 63 coaching victories during his seven-plus seasons.

LEACH vs. NON-CONFERENCE

Mike Leach is 29-8 in non-conference games, including the last 11-of-13, dating back to the start of the 2005 season. Leach has only dropped back-to-back non-conference games once – the Alamo Bowl against Iowa in 2001 and the opener in 2002 at Ohio State.

TECH DOMINANT IN OPENERS UNDER LEACH

Since arriving in Lubbock prior to the 2000 season, head coach Mike Leach has enjoyed tremendous success in season opening games. Leach boasts a near perfect 7-1 record in openers and an impressive 30-point average margin of victory in those wins. His offenses have averaged more than 450 yards per game in each of his eight kickoff contests, highlighted by the 653-yard output against Florida International in 2005. While Tech has averaged a stout 38.4 points per game in openers under Leach, the team has proven to actually be more efficient in the second half of those games. The Red Raiders have averaged 23.3 points in the third and fourth quarters of openers since 2000 versus 17.1 points in the first and second periods.

Season openers since 2000 by the numbers

Year	Opponent	Points	Margin	Total Offense
2000	New Mexico	24	21	255
2001	New Mexico	42	12	426
2002	at Ohio State	21	---	372
2003	SMU	58	48	437
2004	at SMU	27	14	537
2005	Florida International	56	53	653
2006	SMU	35	32	501
2007	at SMU	49	40	573

RED RAIDER FOOTBALL IN 83rd SEASON

The 2007 season marks the 83rd year of Texas Tech Football on the South Plains. Over that span, the program has 489 wins, 386 losses and 32 ties.

BUILD IT AND THEY WILL COME

One result behind Mike Leach's construction of one of the nation's most powerful offensive attacks is increased attendance. Prior to his arrival in 2000, the season record for average attendance was 46,083 set during the 1979 season. In Leach's second season at Tech in 2001, Tech set a school mark of 46,101. The program topped the mark in 2003 (49,608) and again in 2004 (52,823). The mark in 2004 reflected a 101 percent capacity for the stadium. Tech averaged 50,874 this season. During the previous seven seasons, Tech averaged 47,148 in attendance, compared

to 38,266 in the six seasons prior to that (1994-99). The attendance of 52,913 against SLU last year marked the sixth-straight game that 50,000-plus Red Raider fans made their way to Jones AT&T Stadium (52,882).

Top seasons Top games

2004 – 52,823	56,168 vs. Texas (2006)
2005 – 50,972	55,755 vs. Texas A&M (2005)
2006 – 50,874	55,491 vs. Texas A&M (2007)
2003 – 49,608	55,413 vs. Texas (2004)
2001 – 46,101	55,008 vs. Texas A&M (1977)

HIGH LEVEL OF PRODUCTION

Texas Tech's offense did a complete one-eighty when Mike Leach took over as head coach in 2000. Once a powerful rushing machine that produced two Doak Walker Award winners in the '90s, the offense has become one of the nation's most prolific passing units over the last seven seasons. Leading the charge has been a group of quarterbacks that has consistently been among the national leaders in nearly every passing category year-in and year-out. Kliff Kingsbury (1999-02) and B.J. Symons (2000-03) were both Davey O'Brien candidates and each won the coveted Sammy Baugh Trophy during their respective senior seasons. Sonny Cumbie (2001-04) and quarterback Cody Hodges (2002-05) were the starters during the 2004 and 2005 seasons, respectively. QB Graham Harrell became the first underclassman last year to lead the Red Raiders since Kingsbury's sophomore season in 2000.

Texas Tech quarterbacks year-by-year under Leach

2000	Kliff Kingsbury	3,418 yds / 284.3 ypg / 21 TD / National leader
2001	Kliff Kingsbury	3,502 yds / 318.4 ypg / 25 TD / Nation's leader
2002	Kliff Kingsbury	5,017 yds / 358.4 ypg / 45 TD / National leader
2003	B.J. Symons	5,833 yds / 448.7 ypg / 52 TD / NCAA yardage mark
2004	Sonny Cumbie	4,742 yds / 395.2 ypg / 32 TD / National leader
2005	Cody Hodges	4,238 yds / 353.2 ypg / 31 TD / National leader
2006	Graham Harrell	4,555 yds / 350.4 ypg / 38 TD / Third nationally
2007	Graham Harrell	4,878 yds / 443.5 ypg / 43 TD / National Leader

LEACH AMONG SHUTOUT LEADERS

In eight seasons as head coach, Mike Leach has delivered seven shutouts. The total represents the most shutouts for a Texas Tech head coach since Dell Morgan's 20 blankings from 1941-50. Tech posted five shutouts during Leach's first three seasons, before reaching the sixth against Baylor in 2005.

OFFENSIVE NOTES

DUO ON CUSP OF JOINING NCAA ELITE GROUP

WR Michael Crabtree and WR Danny Amendola are on the verge of becoming only the second set of team members in NCAA history to each record 100+ receptions in the same season. Crabtree leads the nation with 113 catches, while Amendola is among the top five with 94. Houston's Jason Phillips and James Dixon each caught over 100 passes during the 1988 season.

CRAB, DANNY PROVIDE ONE-TWO PUNCH

Texas Tech's dynamic receiving duo of Michael Crabtree and Danny Amendola has given opposing defenses fits this season. When one player is defended, the other is open. Crabtree's numbers speak for themselves and have been well-documented: 113 receptions, 1,707 yards and 20 touchdowns; not to mention a host of NCAA and school records. Amendola is having his best season after making the switch from inside to out. The senior has 94 receptions, 1,096 yards and five touchdowns. Statistically, the duo has left other receiving tandems in their wake, along with several defensive units as well.

The Numbers are Astounding

207 receptions / 2,803 yards / 25 touchdowns

OUT OF THE BLUE

Prior to his first start against Colorado, true freshman RB Aaron Crawford had played in three games this year – limited action against Rice and Iowa State and fourth-quarter duty against Northwestern State. After not seeing action in the two games following Iowa State, Crawford was penciled in as the starter against Colorado, a game

## GAME NOTES

### TEXAS TECH'S RECORD WHEN...

Overall Record .....	7-4
Big 12 Record .....	3-4
Non-Conference .....	4-0
Home .....	4-1
Away .....	3-3
Neutral .....	0-0
Current Streak .....	Lost One
Current Home Streak .....	Lost One
Current Road Streak .....	Lost One
Current Bowl Streak .....	Won One
Last Win .....	38-7 at Baylor (11/3/07)
Last Loss .....	59-43 at Texas (10/10/07)
Day Games .....	4-4
Night Games .....	3-0
On Television .....	3-4
ABC .....	1-3
Fox Sports Net .....	1-1
ESPN .....	1-0
CSTV .....	0-0
VERSUS .....	0-0
September .....	4-1
October .....	2-2
November .....	1-1
Against Teams In Top 25 .....	0-2
Against Teams In Top 15 .....	0-2
Against Teams In Top 10 .....	0-0
vs. Non-Ranked Teams .....	7-2
On Natural Grass .....	0-1
On Field Turf .....	7-3
When Tech Scores First .....	6-1
Opponent Scores First .....	1-3
Come-From-Behind Wins .....	1-0
Leading After First Quarter .....	5-1
Behind After First Quarter .....	2-3
Tied After First Quarter .....	0-0
Leading At Halftime .....	6-1
Behind At Halftime .....	1-3
Tied At Halftime .....	0-0
Leading After Third Quarter .....	7-0
Behind After Third Quarter .....	0-3
Tied After Third Quarter .....	1-1
Overtime .....	0-0
Scoring 20 points or less .....	0-1
Scoring 20 points or more .....	6-2
Scoring 30+ points .....	6-2
Allowing 20 points or less .....	3-0
Allowing 10 points or less .....	4-0
With a 100-yard rusher .....	0-0
Allowing a 100-yard rusher .....	0-3
With a 300-yard passer .....	7-3
With a 400-yard passer .....	6-2
With a 500-yard passer .....	1-1
Allowing a 300-yard passer .....	0-0
More Total Offense Than Opponent .....	7-2
Total Offense 300-plus yards .....	4-3
Total Offense 400-plus yards .....	5-3
Total Offense 500-plus yards .....	6-1
Allowing 300-plus yards total offense .....	3-4
No Turnovers .....	1-0
Less Than Three Turnovers .....	5-2
Three Or More Turnovers .....	1-2
No Takeaways .....	0-1
Three Or More Takeaways .....	2-0
Fewer Turnovers .....	1-0
Equal Turnovers .....	3-1
More Turnovers .....	3-3
Won Time of Possession .....	2-1
Opponent Controls Time Of Possession .....	5-3

in which he carried twice for 31 yards and had a five-yard reception. He was just warming up. In his second-career start, Crawford carried nine times for 44 yards and two touchdowns, while grabbing 10 receptions for 82 yards and two more touchdowns in Tech's 38-7 win over Baylor. The four-TD day marked the best single-game scoring performance for a freshman under Mike Leach.

#### OFFENSIVE DUO NAMED TO SEMIFINALISTS LISTS

QB Graham Harrell and WR Michael Crabtree have been named to award semifinalists lists for their respective positions. Harrell is one of 15 vying for the Davey O'Brien National Quarterback Award, while Crabtree is one of 10 semifinalists for the prestigious Biletnikoff Award. Additionally, Crabtree was named one of 15 semifinalists for the Maxwell Award and is the only freshman and wide receiver up for the honor.

#### SWITCH PAYING OFF FOR AMENDOLA

Senior WR Danny Amendola has adjusted to his role nicely after switching from inside receiver to wide receiver during the off-season. Amendola has 94 receptions for 1,096 yards this year, which is better than his previous three seasons combined. Additionally, he has five touchdown receptions. Amendola ranks fourth nationally in receptions per game (8.6) and ninth in receiving yards per game (99.6).

#### CRABTREE, AMENDOLA AMONG ELITE GROUP

Crabtree and Amendola became the 24th duo in NCAA history to record 1,000 receiving yards apiece when Amendola eclipsed the mark against Baylor. Crabtree leads the country with 1,707 yards and Amendola has 1,096 yards this season. On a side note, the only team to produce three 1,000-yard receivers in a season – Texas Tech in 2003 (Francis, Welker, Glover).

#### DANNY MOVES THE CHAINS

Senior WR Danny Amendola enjoyed tremendous success in his first eight games at the Y-receiver position, notching single-game career highs in catches (14) against Oklahoma State and receiving yards (233) also against the Cowboys. Most notably, 46 of his 94 catches this season have resulted in drive-extending first downs or touchdowns, including his career-long 49-yard catch and run early in the second quarter at SMU. With an expanded role in the offense, and a wealth of experience under his belt, Amendola has already shattered his personal season bests of 34 catches and 395 yards set a year ago during the 2006 season. He currently has 94 receptions for 1,096 yards and five touchdowns.

#### MORE ON AMENDOLA

Amendola has 3,661 career all-purpose yards and ranks eighth on the Tech career list. He trails Byron Morris (1991-93) in seventh place by 161 yards. Amendola also is the 11th player in school history to record over 2,000 career receiving yards with 2,097.

#### BRITTON TAKING ADVANTAGE OF EXTRA TIME

Sophomore WR Edward Britton gave the Red Raider offense an extra punch in regular starter L.A. Reed's absence – Reed returned to action at Baylor. Britton has four touchdown receptions on the season. Additionally, he is averaging 13.9 yards per catch on 40 receptions. Over the last five games, Britton is averaging 4.8 receptions and 73.8 yards after posting averages of 2.7 receptions and 30.8 yards per game during the first six.

#### THE GREAT WALL OF LUBBOCK

The Red Raiders entered the 2007 season with four new starters on the offensive line. The loss of 80 percent of the unit would worry some, but QB Graham Harrell welcomes the new unit and is anxious to get behind them and start playing.

*"We had a great group last year, but this is the biggest group of guys I've ever played behind. I'm looking forward to the season and have nothing but the highest level of confidence in these guys."*

Anchored by all-conference performer Louis Vasquez at right guard, the unit averages 6-foot-6 and 331 pounds.

Three players stand at 6-7, another at 6-6 and one at 6-4. OG Brandon Carter is the heaviest at 374, while C Shawn Byrnes is 303.

#### Texas Tech's first line of defense

RT Marlon Winn.....	6-6, 329
RG Brandon Carter.....	6-7, 374
C Shawn Byrnes.....	6-4, 303
LG Louis Vasquez.....	6-7, 335
LT Rylan Reed.....	6-7, 314

The unit has yielded only 15 sacks in 622 pass attempts (1 per 41.5 attempts)

#### BIG 12 PLAYERS OF THE WEEK THIS SEASON

WR Michael Crabtree and QB Graham Harrell earned Big 12 Offensive Player of the week honors on successive weeks following the Rice and Oklahoma State games. Crabtree blistered Rice for 244 receiving yards and three touchdowns, while Harrell turned in the fourth-best single-game passing effort in NCAA history with 646 yards at Oklahoma State. Additionally, Harrell was voted the AT&T All-America Player of the Week by the fans twice.

#### DEFENSIVE NOTES

##### SHAKING THE SOPHOMORE JINX

Sophomore DE Brandon Williams has been getting to know the opposition's backfield better the opposition – and is doing so during his sophomore season, thus ignoring the proverbial sophomore jinx. The defensive end is among the Big 12 Conference's top linemen, ranking fourth in sacks, second in tackles for loss and tied first in forced fumbles. Williams leads Tech with five sacks this season and 11.5 tackles for loss, while forcing three fumbles. On the season, Williams has 40 tackles. After a slow start to the season, his current seven-game run of hassling the opposing quarterback shows he has stepped up his game.

##### Williams under Coach Ruff in 2007

Before..... 11 tackles, 2.0 TFL, 1.0 sack, 2 QBH  
After..... 29 tackles, 9.5 TFL, 4.0 sack, 5 QBH, 1 PBU, 3 FF

##### OUT OF COMFORT ZONE SUITS DUNCAN

Redshirt freshman LB Brian Duncan has started the last seven games and has led the defense in tackles thrice. Duncan recorded seven stops at Texas and at Baylor and made eight stops against Colorado, including a tackle for loss. He recorded seven stops for the second-straight week at Missouri after doing the same against Texas A&M. Duncan posted nine tackles, including seven solo stops, against Iowa State. In his first start, he had five tackles in the win over Northwestern State. Duncan had been backing up Paul Williams at middle backer, before getting the nod in the last six games at strongside. He still says the middle is his natural position.

##### TECH HARASSING OPPOSITION BEHIND THE LINE

Texas Tech has registered 65 tackles for loss, four shy of last year's mark. DE Brandon Williams leads the group with 11.5.

##### AND THE QUARTERBACK, TOO...

Texas Tech picked up right where it left off a year ago. The Red Raiders made a 15-sack increase from 2005 to 2006, recording 33 sacks a year ago. This year's defensive unit has 21. The total ranks the Red Raiders in a third-place tie in the Big 12 standings. In the Rice win, the Red Raiders turned in a season-high six sacks, which marked the most in a single game since last year's game against Baylor.

##### WALL GETTING IN GOOD POSITION

Sophomore CB Jamar Wall leads the team with five interceptions this season, collecting his fifth at Texas. He also ranks among the top 20 nationally in picks. On the season, Wall has 47 tackles and three pass breakups. His five picks are the most for a Red Raider since Ryan Aycocock's six in 2003.

##### TECH GETTING HANDS ON THE BALL

Red Raider defenders have forced 14 fumbles this year after knocking 17 balls away a year ago. Eleven different players have forced fumbles this season, including LB Paul

Williams, who probably forced the biggest to this point. With UTEP at the Tech 2, trailing by two touchdowns and threatening to score with five minutes to play, the Tech defense held UTEP RB Marcus Thomas long enough for Williams to get a hand in and halt the drive. The Red Raiders recovered.

**FRESHMAN HELPS ANCHOR THE MIDDLE**

While the youth movement at several positions has been a common theme this year for Texas Tech, none has been more dwelled upon than the inexperience on the interior defensive line. Attrition and graduation have taken their toll at the position, but the handful of players defensive coordinator Ruffin McNeil does have at his disposal have elevated their play in recent weeks. True freshman Colby Whitlock has come on especially strong after earning his first start at Oklahoma State, and has racked up 38 tackles, seven and a half tackles for loss and two sacks playing opposite Rajon Henley on the inside. In fact, Whitlock's 27 solo tackles are first on the team, and his five quarterback hurries rank third among all defenders. He turned in his best game of the season at Texas, registering 10 tackles, nine solo, four tackles for loss and a quarterback hurry.

**MAKING THE MOST OF IT**

Senior LB Paul Williams has wasted little time adjusting to the starting lineup and accepting his role as a team leader. Williams is fourth on the tackles list with 64 stops and has six and a half tackles for loss. He also has two pass breakups, a sack and a forced fumble. Williams' career at Texas Tech has been a patient one. After appearing in 11 games on special teams during his freshman season in 2003, Williams sat out as a redshirt in 2004 to save a year and concentrate on learning the middle linebacker position. The next two years were spent as a backup to four-year starter Brock Stratton. He did earn his way into a starting slot at SAM for the final six games of 2006, but left little question as to his status entering the 2007 season.

**GARCIA, McBATH PROVIDE SAFETY NET**

The safety duo SS Joe Garcia and FS Darcel McBath are once again among the defensive leaders as they rank first and third, respectively, with 71 and 68 tackles. McBath has seven pass breakups and two interceptions and Garcia has three breakups. McBath posted 10 tackles at Texas, including eight solo tackles.

**SPECIAL TEAMS NOTES**

**TRLICA TIES NCAA PAT MARK**

PK Alex Trlica tapped in his 226th career extra point, tying the NCAA record held by Shaun Suisham of Bowling Green (2001-04).

**NCAA Top Five in PATs Made**

1. Shaun Suisham, Northern Illinois, 2001-04 ..... 226
2. Alex Trlica, Texas Tech, 2004-present ..... 226
3. Kris Brown, Nebraska, 1995-98 ..... 217
4. Derek Mahoney, Fresno State, 1990-93 ..... 216
5. Roman Anderson, Houston, 1988-91 ..... 213
- Nick Calaycay, Boise State, 1999-02 ..... 213

**AUTOMATIC ALEX HOLDS NCAA RECORD**

Senior PK Alex Trlica has successfully converted all 222 extra point attempts in his career. That number ranks as the best in NCAA history, surpassing former Tennessee Volunteer John Becksvoort for the most consecutive extra points made in a career. He has connected on all 59 attempts this season.

**More on Trlica**

- ▶ Tied 17th with Nate Kaeding (2000-03) of Iowa with 360 career points on the NCAA list for kickers
- ▶ Set the school record for career field goals with his first against Texas; has 45 for his career, snapping the previous record of 43, set by Bill Adams (1977-79)
- ▶ Needs seven more PAT attempts to tie Shane Suisham's NCAA record with 233 attempts

**TRLICA AMONG THREE 300-POINT SCORERS**

Senior PK Alex Trlica is the third player and first kicker in Texas Tech history to reach the 300-point plateau. In his

career as Tech's placekicker, Trlica has gathered his 360 points on 45 field goals and 225 extra point conversions. Over the course of his career, Trlica is averaging 7.6 points per game and led the team last year with 96 points. He is second this season with 89 points.

**Texas Tech Career Scoring List**

1. Taurean Henderson, RB (2002-05) ..... 414
2. Alex Trlica, PK (2004-present) ..... 360
3. James Gray, RB (1986-89) ..... 312
4. Ricky Williams, RB (1997-01) ..... 252
5. Byron Hanspard, RB (1994-96) ..... 228

**DUST OFF THE COBWEBS**

Due to the efficiency of the offense, freshman P Jonathan LaCour has been a lonely man. When the Texas Tech offense was held scoreless by Texas A&M in the first quarter and forced to punt on back-to-back possessions for the first time this season, and LaCour was ready. While he is averaging a mere 1.8 punts per game, LaCour has looked like a veteran. He is averaging 43.7 yards per punt on 20 this season. He has two touchbacks and has placed five inside the 20.

**LaCOUR AMONG FRESHMAN ELITE**

While he doesn't meet NCAA minimum standards to be ranked nationally, punter Jonathan LaCour's 43.7 yard average this season would rank 18th. The true freshman is second in the Big 12, trailing Kansas State's Tim Reyer by less than half a yard. In conference games only, LaCour leads the Big 12 with a 45.0 yard average.

**The Nation's Top Freshmen Punters**

1. Keenan Crier, Arizona ..... 44.8
2. Ryan Showmaker, Auburn ..... 44.2
3. Jonathan LaCour, Texas Tech ..... 43.7

**PUNT RETURN AVERAGE MUCH IMPROVED**

After trudging along at a 9.0 yard per punt return clip last season, the Red Raiders have improved on that number and their sixth-place league finish of a year ago. Behind explosive return men Danny Amendola and Eric Morris, the Red Raiders rank second in the Big 12 Conference with a 12.9 average and are 22nd nationally.

**Top Texas Tech Punt Return Units Under Leach**

- 2002 - 13.2
- 2007 - 12.9
- 2004 - 11.8

**KICK RETURN GAME BEST IN YEARS**

Experiencing the best kick return season under Leach, sophomore Ed Britton and junior L.A. Reed have taken the Red Raider unit to another level. After finishing last season ranked 118th in kick returns, Tech made some adjustments in hopes of improving that number dramatically and now ranks among the top half. The unit is averaging 21.6 yards per return this season after struggling at a 15.9 yard clip a year ago. Reed has 15 and is averaging 22.9 yards, while Britton has 14 returns with a 25.5 yard average, which is tied third in the Big 12 and 35th nationally. This year's unit is the first under Mike Leach to average over 20.0 yards, while the group is experiencing the second-best season in school history (23.9 in 1998).

**PUNT TEAM ON THE SIDELINES IN 2007**

Whether it's a product of offensive efficiency or the aggressiveness of the head coach, Texas Tech has punted a mere 20 times through 11 games during the 2007 season. That number marks the second-fewest in the nation, behind Navy's 12. The resistance to punting certainly hasn't been the result of a personnel issue at the position, as true freshman Jonathan LaCour ranks second in the Big 12 Conference with a 43.7-yard average in his limited opportunities.

**AMENDOLA IN ELITE COMPANY**

Although his punt return duties are limited, Danny Amendola is still listed among good company. Amendola and former Red Raiders Tyrone Thurman and Wes Welker are the only players in school history to have amassed more than 1,000 career punt return yards. Amendola stands in third place all-time with his 1,254 yards behind Welker's 1,761 and Thurman's 1,466.

## QB GRAHAM HARRELL



### HIGHS AND LOWS

Of the top 10 passing quarterbacks nationally, Harrell leads the pack in touchdown-to-interception ratio. With 43 scoring strikes this season matched up with 12 interceptions, Harrell is throwing one INT per every 3.6 touchdown passes. The next two closest: Brian Brohm of Louisville and Curtis Painter of Purdue with an INT per every 3.1 touchdowns. Additionally, Harrell is throwing an interception only once every 47.7 pass attempts.

### HARRELL SHOWS NO MERCY IN LEAGUE PLAY

Harrell is almost 100 yards per game better in total offense in conference games only than the league's second-place player. Harrell is averaging 451.4 yards per game in seven league games, while churning out 460.4 passing yards per game, 130 better than second. The numbers also show the junior has picked his game up a notch since the non-conference season ended. Overall, Harrell is averaging 436.6 yards of total offense and 443.5 yards through the air.

### HARRELL JOINS ELITE GROUP

Only five players in the history of NCAA Division I football have thrown for 4,000 yards in multiple seasons as Graham Harrell joined the group during the Baylor game. His first completion game him the 21 yards needed to eclipse 4,000 for the season. Harrell has 4,878 passing yards this season and threw for 4,555 a year ago.

#### Multiple 4,000-Yard Passers in NCAA History

Ty Detmer, BYU.....	3
Timmy Chang, Hawaii .....	3
Byron Leftwich, Marshall .....	2
Colt Brennan, Hawaii.....	2
Graham Harrell, Texas Tech.....	2

### AND HE'S ABOUT TO JOIN ANOTHER

Harrell needs 122 yards to eclipse 5,000 for the season and will become only the sixth player in NCAA history to

reach the milestone. Included among the group is NCAA record holder and former Red Raider B.J. Symons, who threw for 5,833 in 2003. Former Tech QB Kliff Kingsbury is fifth on the list with his 5,017-yard effort in 2002.

#### NCAA 5,000-Yard Passers

B.J. Symons, Texas Tech .....	5,833 in 2003
Colt Brennan, Hawaii.....	5,549 in 2006
Ty Detmer, BYU.....	5,188 in 1990
David Klingler, Houston.....	5,140 in 1990
Kliff Kingsbury, Texas Tech .....	5,017 in 2002

### CLOSING IN ON 10,000

Harrell enters this weekend's game with 9,855 career yards and is 145 yards away from 10,000 career passing yards. Only 46 players in the history of NCAA football have thrown for more than 10,000 yards in a career, including former Red Raider Kliff Kingsbury, who ranks eighth on the list with 12,429 yards.

### HARRELL STRONG ON THIRD DOWN

Through 11 games of what has to this point been a fantastic season for Harrell, his effectiveness on third downs in particular should not go unnoticed. For the season, the junior has completed 63-of-98 passes (64.3%) for 750 yards and six touchdowns in third down situations. Harrell's contributions have been a major factor in the offense's improvement in the third down conversion department this year.

### HARRELL DOUBLES UP AT&T HONOR

Harrell is the only player in college football this season to win the AT&T All-America Player of the Week honor twice. He recorded the eighth 400-yard game of his career with 425 yards against Iowa State and threw four touchdown passes and rushed for another in the win to pick up his second honor. Two weeks earlier at Oklahoma State, Harrell turned in the fourth-best passing game in NCAA history with 646 yards and five touchdowns en route to winning the award, which is voted on by the fans.

### RUSHING TOUCHDOWN TOTAL IN SIGHT

Harrell has three rushing scores on the season after eight games and is two shy of the record for a Leach-coached quarterback at Texas Tech. B.J. Symons rushed for five touchdowns in 2003. The only other player to rush for three was Cody Hodges in 2005.

### HARRELL HAS RECORD DAY AT OKLAHOMA STATE

Harrell put his stamp in the NCAA record books Saturday with his 646-yard performance at Oklahoma State. Harrell's yardage total mark is the fourth best single-game total in NCAA history. Additionally, he threw for five touchdowns and completed 46-of-67 passes. The game ranks second on the Tech single-game lists, behind B.J. Symons' 661 yards at Mississippi in 2003. The game at OSU was his ninth in his career with at least four touchdown passes.

### HARRELL NAMED TO THREE WATCH LISTS

After throwing for a Tech sophomore record 4,555 yards and 38 touchdowns last season, Harrell was named to the preseason watch lists for the Manning, Maxwell and Davey O'Brien awards. The Manning and the O'Brien awards are presented annually to the nation's top quarterback, while the Maxwell Award acknowledges the nation's top collegiate player.

## WHAT'S BEING SAID...

*"It's time to get rid of the preseason PR machines and look to see what exactly is happening on the field this season. Graham Harrell has to be considered a top Heisman candidate. We need to throw 'the system' argument out the window. Tom Brady is a part of the New England Patriots offense and their system. Is there anybody doubting that Tom Brady is a great quarterback? No, and he's not a product of the system; it's the best offense in the world. Graham Harrell is to college football what Tom Brady is to the NFL. Both are very efficient, productive quarterbacks."*

— ESPN/ABC Analyst Craig James

## HARRELL'S NOTABLES

### HONORS

Heisman Trophy candidate (top five)  
 ▶ ESPN.com  
 ▶ Fox Sports  
 Davey O'Brien Award semifinalist  
 Maxwell Award candidate  
 Two-time AT&T All-America of the Week  
 Big 12 Offensive Player of the Week  
 CBS College Football Player of the Week

### RECORD WATCH

#### Single-Season Passing Yardage

▶ Harrell: 4,878  
 ▶ Texas Tech Record: 5,833, B.J. Symons, 2003  
 ▶ NCAA Record: 5,833, B.J. Symons, 2003

#### Single-Season Passing Yards per Game

▶ Harrell: 443.5  
 ▶ Texas Tech Record: 448.7, B.J. Symons, 2003  
 ▶ NCAA Record: 467.3, David Klingler, Houston, 1990

#### Single-Season Touchdown Leaders

▶ Harrell: 43  
 ▶ Texas Tech Record: 52, B.J. Symons, 2003  
 ▶ NCAA Record: 58, Colt Brennan, Hawaii, 2006

#### Most Career 300-Yard Passing Games

▶ Harrell: 19  
 ▶ Texas Tech Record: 19, Kliff Kingsbury, 1999-02  
 ▶ NCAA Record: 36, Timmy Chang, Hawaii, 2000-04

#### Most Single-Season 400-Yard Passing Games

▶ Harrell: 9  
 ▶ Texas Tech Record: 9, B.J. Symons, 2003  
 ▶ NCAA Record: 9, David Klingler, Houston, 1990 / B.J. Symons, 2003

#### Most Career 400-Yard Passing Games

▶ Harrell: 11  
 ▶ Texas Tech Record: 11, Graham Harrell, 2005-07  
 ▶ NCAA Record: 18, Colt Brennan, Hawaii, 2005-active

#### Most Career 500-Yard Passing Games

▶ Harrell: 2  
 ▶ Texas Tech Record: 4, B.J. Symons, 2000-03

#### Single-Season Total Offense Yardage

▶ Harrell: 4,803  
 ▶ Texas Tech Record: 5,976, B.J. Symons, 2003  
 ▶ NCAA Record: 5,976, B.J. Symons, 2003

#### Single-Season Total Offense Yardage per Game

▶ Harrell: 436.6  
 ▶ Texas Tech Record: 459.7, B.J. Symons, 2003  
 ▶ NCAA Record: 474.6, David Klingler, Houston, 1990

#### Single-Season Touchdowns Responsible For

▶ Harrell: 46  
 ▶ Texas Tech Record: 54, B.J. Symons, 2003  
 ▶ NCAA Record: 63, Colt Brennan, Hawaii, 2006

### GAME-BY-GAME IN 2007

at SMU .....	44-of-59, 74.6%, 419 yds, 4 TD, 0 INT
UTEP .....	48-of-64, 75.0%, 484 yds, 4 TD, 1 INT
at Rice .....	28-of-37, 75.7%, 414 yds, 6 TD, 1 INT
at Oklahoma St. ....	46-of-67, 68.7%, 646 yds, 5 TD, 0 INT
NW State .....	26-of-40, 65.0%, 338 yds, 5 TD, 0 INT
Iowa State .....	36-of-43, 83.7%, 425 yds, 4 TD, 1 INT
Texas A&M .....	30-of-37, 81.1%, 425 yds, 3 TD, 0 INT
at Missouri .....	44-of-69, 63.8%, 397 yds, 1 TD, 4 INT
Colorado .....	46-of-62, 74.2%, 431 yds, 3 TD, 4 INT
at Baylor .....	37-of-46, 80.4%, 433 yds, 3 TD, 0 INT
at Texas .....	36-of-48, 75.0%, 466 yds, 5 TD, 1 INT





formerly set by Oklahoma State's Rashaun Woods in 2002. Crabtree has 113 receptions, 1,707 yards and 20 scores through the air this season.

**TD TOTAL AMONG NCAA ELITE**

With 20 touchdowns on the season, Michael Crabtree is in sixth place on the NCAA single-season touchdowns receptions list.

**NCAA Single-Season TD Reception Leaders**

- 27 – Troy Edwards, Louisiana Tech, 1998
- 25 – Randy Moss, Marshall, 1997
- 22 – Manny Hazard, Houston, 1989
- 22 – Larry Fitzgerald, Pittsburgh, 2003
- 21 – Jarrett Dillard, Rice, 2006
- 20 – Michael Crabtree, Texas Tech, 2007**

**ALL-PURPOSE YARDS COMING ONE WAY**

Aside from a solitary kick return for 16 yards, Michael Crabtree's path to the third spot in the Big 12 all-purpose standings has come on the outside. The wide receiver has 1,723 all-purpose yards and, minus the previously mentioned 16 returns yards, 1,707 are receiving; which makes his 156.6 yards per game special. Throw out the return yardage and his average would still rank third. Crabtree is the only player in the league that doesn't have significant yardage from kick return and/or punt return.

**CRABTREE AMONG SEMIFINALISTS**

Michael Crabtree has been named to award semifinalists lists for the prestigious Biletnikoff Award and Maxwell Award. He is the only freshman and wide receiver up for the Maxwell honor.

**CRABTREE AMONG SEASON SCORING LEADERS**

Throughout the history of Texas Tech football, only eight players have eclipsed 100 points in a season, including current WR Michael Crabtree, who leads the nation in scoring. He now has 20 scoring receptions for 120 points and is 14 points shy of the single-season record of 134, set by Byron Morris in 1993.

**Texas Tech Single-Season Scoring Leaders**

- 134 – Byron Morris (1993)
- 132 – Taurean Henderson (2005)
- 120 – James Gray (1989)
- 120 – Michael Crabtree (2007)**

**TWO BIRDS WITH ONE STONE**

This sounds redundant, but WR Michael Crabtree broke two records – on one catch – against Colorado. Crabtree's NCAA freshman record 99th reception in the game against Colorado also was the 18th touchdown of the season for the freshman, snapping the previous mark of 17, set by Oklahoma State's Rashaun Woods in 2002.

**Rewriting the Record Books**

- ▶▶ 1,707 yards is the NCAA freshman record and Big 12 single-season record
- ▶▶ 20 touchdown receptions also is the NCAA freshman record
- ▶▶ Holds the Tech single-season receptions, receiving yards and touchdown records

**CRABTREE STRETCHES THE FIELD**

Long criticized for being a "dink and dunk" offense, the Texas Tech spread attack has seen several of its critics silenced in 2007, thanks in large part to the emergence of redshirt freshman wide receiver Michael Crabtree, a big-play threat that has burst onto the scene in his first participating season. Crabtree leads the nation in catches (113), receiving yards (1,707), receiving touchdowns (20) and scoring (120) so far through 11 games, but a look inside the numbers shows what a game-breaker he really is. Seventy-eight of Crabtree's 113 catches (69.0%) have resulted in first downs or touchdowns for the Tech offense, and 52 of his receptions have gone for 15 or more yards. A look at the volume of Crabtree's explosive plays:

**Crab's Grabs by the Yard**

- 15 or more yards: 52 catches
- 20 or more yards: 23 catches
- 30 or more yards: 16 catches
- 40 or more yards: 7 catches
- 50 or more yards: 4 catches

**CRAB'S NOTABLES**

**HONORS**

- Mid-Season All-American (SI.com)
- Mid-Season All-American (Rivals.com)
- Mid-Season All-American (Phil Steele)
- Mid-Season All-American (CBS Sportswire)
- Added to Maxwell Award List (10/12/07)
- Biletnikoff Award semifinalist (10/25/07)
- Maxwell Award semifinalist (11/5/07)

**NATIONAL MEDIA**

- Sports Illustrated (issue date: 10/11/07)
- New York Times (issue date: 10/13/07)
- ESPN First Take (air date: 10/16/07)
- USA Today (issue date: 10/18/07)

**NCAA RECORD WATCH**

**Season Receptions per Game**

- ▶▶ **Crabtree:** 10.3
- ▶▶ **Record:** Howard Twilley, Tulsa (13.4 in 1965)

**Season Receptions**

- ▶▶ **Crabtree:** 113
- ▶▶ **Record:** Manny Hazard, Houston (142 in 1989)

**Season Receptions (Freshman)**

- ▶▶ **Crabtree:** 113
- ▶▶ **Record:** Michael Crabtree, Texas Tech (113 in 2007)

**Season Touchdown Receptions**

- ▶▶ **Crabtree:** 20
- ▶▶ **Record:** Troy Edwards, Louisiana Tech (27 in 1998)

**Season Yards**

- ▶▶ **Crabtree:** 1,707
- ▶▶ **Record:** Trevor Insley, Nevada (2,060 in 1999)

**Season Yards (Freshman)**

- ▶▶ **Crabtree:** 1,707
- ▶▶ **Record:** Michael Crabtree, Texas Tech (1,707 in 2007)

**Most Games Gaining 100 Yards or More (Season)**

- ▶▶ **Crabtree:** 9
- ▶▶ **Record:** Aaron Turner, Pacific (11 in 1991)

**Scoring (Freshman)**

- ▶▶ **Crabtree:** 120
- ▶▶ **Record:** Marshall Faulk, San Diego St. (140 in 1991)

**Touchdowns (Freshman)**

- ▶▶ **Crabtree:** 20
- ▶▶ **Record:** Marshall Faulk, San Diego St. (23 in 1991)

**OTHER NOTABLES**

- ▶▶ Holds the Big 12 single-season touchdown receptions record with 18; broke previous mark of 17, set by Oklahoma State's Rashaun Woods in 2002; also broke Woods' marks in receptions (113; formerly 107) and yards (1,707; formerly 1,569)
- ▶▶ Holds the Texas Tech/NCAA single-season freshman records for touchdown receptions in a season
- ▶▶ Leads the country in scoring, receptions, receptions per game, touchdowns, etc...

**GAME-BY-GAME IN 2007**

at SMU	_____	12 rec, 106 yds, 3 TD
UTEP	_____	15 rec, 188 yds, 2 TD
at Rice	_____	11 rec, 244 yds, 3 TD
at Oklahoma St.	_____	14 rec, 237 yds, 3 TD
NW State	_____	8 rec, 145 yds, 3 TD
Iowa State	_____	10 rec, 154 yds, 3 TD
Texas A&M	_____	8 rec, 170 yds, 0 TD
at Missouri	_____	10 rec, 76 yds, 0 TD
Colorado	_____	12 rec, 131 yds, 1 TD
at Baylor	_____	4 rec, 61 yds, 0 TD
at Texas	_____	9 rec, 195 yds, 2 TD

**CRAB CLOSING IN ON NCAA YARDAGE MARK**

Michael Crabtree has set numerous records this season and is on pace to break another as he is 353 receiving yards away from tying the NCAA record of 2,060, set by Nevada's Trevor Insley in 1999. Crabtree has 1,707 yards this season and is averaging a national-best 155.2 yards per game.

**Other Records Approaching**

- ▶▶ Trails the NCAA season TD receptions mark by seven
- ▶▶ Needs 100-yard games in each of the last two to tie the NCAA single-season mark
- ▶▶ Needs 21 points to become the NCAA freshman scorer leader
- ▶▶ Needs four touchdowns to break the NCAA freshman TD mark

**CRAB HOLDS THREE BIG 12 MARKS**

Crabtree's season totals in receptions, receiving yards and receiving touchdowns are all Big 12 Conference records,

## HEAD COACH MIKE LEACH



### BYU, 1983

**Record: 63-37, Eight Seasons**

**Big 12 Record: 34-29**

Mike Leach, arguably one of the most innovative offensive coaches in the country, has not only transformed Texas Tech Football, but also the face of college football with an all-out aerial assault. This is evidenced by the number of programs incorporating more passing into their schemes than before. Leach's offense has become a hot, imitable commodity; but none have mastered it like the eighth-year Red Raider head coach.

Leading the nation's most prolific passing offenses in the country, Leach, who received the All-American Football Foundation's Johnny Vaught Head Coach Award, spreads the field with his exciting brand of football and guided the Red Raiders to four-straight NCAA passing titles and three-consecutive total offense titles during his tenure. Leach's offense produced school records in nearly every passing category in 2000, but surpassed those numbers in each of the last seven seasons. His seven teams have combined for over 151 team and individual records at Tech.

Texas Tech has established itself as one of the nation's leading producer of quarterbacks since the 2000 season. Quarterback Graham Harrell turned in the fourth-best single-season passing performance for a sophomore in NCAA history, throwing for 4,555 yards in his starting debut last year. Tech also won at least eight games for the fifth-straight season for the first time in school history. Cody Hodges and Kliff Kingsbury each posted nine-win seasons during their careers, while 2003 and 2004 signal callers B.J. Symons and Sonny Cumbie and Harrell each won eight games in their respective seasons as the starter.

In 2003, Symons, a Heisman Trophy candidate, capped off his senior season with an NCAA Passing Championship and an NCAA single-season record 5,833 passing yards. A year earlier, Kliff Kingsbury finished his senior campaign ranked in total offense (2nd), completions (1st), attempts (1st) and passing touchdowns (1st). The record-setting quarterback also set 17 NCAA records during his career and tied three other marks.

The Red Raiders have improved their total offensive numbers from 324.8 yards per game to as high as 582.8 yards per game since Leach's arrival. The last seven seasons rank as the top seven all-time at Tech in total offense, while scoring went from 23 points per game in 1999 to 32.5 points last season. The most significant increase has been in the passing game, where the Red Raiders averaged 369.5 yards per game in 2004 compared to 175.4 yards in 1999.

The running game has flourished as well under Leach. Running back Taurean Henderson rushed for 17 scores in 2005 to rank among the top scoring backs in the country. His touchdown total was the most for a Red Raider since Byron Morris rushed for 22 in 1993. The Red Raiders' 25 total rushing scores were the most for a Tech team since the 1996 campaign yielded 27.

Despite Tech's offense revolving around the pass, Leach has done a tremendous job of incorporating the running back position into the mix. Henderson finished his career with 303 receptions, which ranks first in NCAA history among running backs and fourth overall. Coupled with his talents on the ground, Henderson's NFL stock rose dramatically each season due to his versatility.

Additionally, recruiting has been one of the top beneficiaries since Leach's arrival in December 1999. The Red Raiders' 2006 recruiting class was once again ranked among the top 25. From his first class in the spring of 2000 to this year's list of newcomers, each class continues to get better. Not only is Texas Tech recruiting the Texas area, but Leach also is extending the reach of the program across the country.

The level of recruiting Leach and his staff have attained has reflected in the success of the team. One of the most recognizable areas is the offensive line. The unit has continually improved each season and boasts more size and strength than the past.

The Red Raiders are not solely known for their play on the scoring side of the ball. The Texas Tech defense also has flourished during Leach's six seasons. The Red Raiders tied for the national lead with three shutouts in 2000 and followed with others in 2001, 2002 and 2005. Combined with the six shutouts are six other games where the opposition was held without an offensive touchdown. Tech's shutout of Baylor in Waco during the 2005 season marked Tech's first blanking of a conference opponent on the road since the inception of the Big 12 Conference in 1996.

The play of the special teams has improved with each season as well. Placekicker Alex Trlica finished his junior season with a mark of 51-of-51 on extra points, marking only the seventh time in school history for a perfect season. Graduated punter Alex Reyes ranked among the Big 12's top punters during his final two seasons. Tech's kickoff, punting and return teams also have seen a

### LEACH TENURE IN BIG 12

Staying power has been a strong point of Leach's. The eighth-year head coach has the third-longest tenure at a Big 12 school of any of the league coaches.

1. Mack Brown, Texas ..... 10
2. Bob Stoops, Oklahoma ..... 9
3. **Mike Leach, Texas Tech ..... 8**
4. Gary Pinkel, Missouri ..... 7
5. Mark Mangino, Kansas ..... 6
6. Guy Morris, Baylor ..... 5
7. Dennis Franchione, Texas A&M ..... 5
8. Bill Calahan, Nebraska ..... 4
9. Mike Gundy, Oklahoma State ..... 3
10. Dan Hawkins, Colorado ..... 2
11. Ron Prince, Kansas State ..... 2
12. Gene Chizik, Iowa State ..... First Season

### BIG 12 COACHING WINS

Mike Leach currently ranks sixth among active Big 12 coaches in NCAA wins. Counting only wins as a Big 12 head coach, Leach ranks third among the group.

1. Dennis Franchione, Texas A&M ..... 185
2. Mack Brown, Texas ..... 185
3. Gary Pinkel, Missouri ..... 117
4. Dan Hawkins, Colorado ..... 99
5. Bob Stoops, Oklahoma ..... 93
6. **Mike Leach, Texas Tech ..... 63**
7. Mark Mangino, Kansas ..... 33
8. Bill Calahan, Nebraska ..... 26
9. Guy Morris, Baylor ..... 25
10. Mike Gundy, Oklahoma State ..... 16
11. Ron Prince, Kansas State ..... 11
12. Gene Chizik, Iowa State ..... 3

### NFL DRAFT PICKS UNDER MIKE LEACH

Texas Tech has had a presence in the annual April draft during Leach's tenure on the South Plains. Thirteen players have been selected during his seven seasons, while others have signed free agent contracts.

Year	Rd	Pck	Player	Team
2007	4	117	Manny Ramirez	Detroit
	6	188	Joel Filani	Tennessee
	7	242	Keyunta Dawson	Indianapolis
2006	7	224	E.J. Whitley	Dallas
2005	4	129	Dylan Gandy	Indianapolis
	5	150	Daniel Loper	Tennessee
	7	234	Mike Smith	Baltimore
2004	4	99	Carlos Francis	Oakland
	7	248	B.J. Symons	Houston
2003	6	194	Aaron Hunt	Denver
	6	201	Kliff Kingsbury	New England
2002	4	127	Kevin Curtis	San Francisco
2001	7	237	Kris Kocurek	Seattle

### WINS SINCE 2000

Texas Tech has posted 62 wins since Mike Leach's arrival in 2000, which ranks the program fourth during that span among Big 12 programs.

1. Oklahoma ..... 88
2. Texas ..... 84
3. Nebraska ..... 65
4. **Texas Tech ..... 63**
5. Kansas State ..... 60
6. Texas A&M ..... 52
7. Colorado ..... 49
- Missouri ..... 49
9. Oklahoma State ..... 47
10. Iowa State ..... 46
11. Kansas ..... 42
12. Baylor ..... 26

### BIG 12 CONFERENCE WINS SINCE 2000

Texas Tech has 34 wins since Mike Leach's arrival in 2000, which ties the program with Colorado in fourth place during that period.

1. Oklahoma ..... 54
2. Texas ..... 53
3. Nebraska ..... 36
4. Colorado ..... 34
- Texas Tech ..... 34**
6. Kansas State ..... 32
7. Texas A&M ..... 30
8. Missouri ..... 27
9. Oklahoma State ..... 24
- Iowa State ..... 24
11. Kansas ..... 20
12. Baylor ..... 8

### BOWL WINS SINCE 2000

Texas Tech is tied second in the Big 12 in bowl wins since 2000. Leach has taken the Red Raiders to seven bowl games in as many years.

1. Texas ..... 5
2. **Texas Tech ..... 4**
- Oklahoma ..... 4
4. Nebraska ..... 3
5. Iowa State ..... 2
- Kansas State ..... 2
- Oklahoma State ..... 2
8. Colorado ..... 1
- Kansas ..... 1
- Missouri ..... 1
- Texas A&M ..... 1

dramatic improvement in the last six seasons. Additionally, the Red Raiders rank among the top 15 programs in the country in returns (kickoff, punt, fumble and interception) for touchdowns since the 2000 season.

While leading the Red Raiders to 56 wins in his seven seasons, Leach is the only coach in school history to lead his first seven teams to bowl games. The 56 wins are the most in a Tech head coach's first seven seasons.

Although Leach's presence has been felt throughout the team, it also has been beneficial for the players individually.

Symons was the second Tech quarterback to receive The Touchdown Club of Columbus' Sammy Baugh Trophy (Kingsbury in 2002) and was named the Chevrolet Offensive Player of the Year. Symons capped off his senior season with an invitation to the 2004 NFL Combine. The Heisman Trophy candidate was the fourth in a line of Leach-coached quarterbacks to be mentioned as a candidate for the award – Tim Couch at Kentucky, Josh Heupel at Oklahoma and Kingsbury.

Kingsbury, a 2002 All-Big 12 first-team quarterback and sixth-round draft pick of the Patriots, led the Big 12 Conference in several passing categories over his final three seasons and was a Heisman Trophy candidate in 2002. He also was named the Verizon Academic All-American of the Year for football and was awarded an \$18,000 postgraduate scholarship by the National Football Foundation and College Hall of Fame in a ceremony in New York City.

In 2004, inside receiver Trey Haverty became the first Associated Press All-American since Montae Reagor in 1998, when he was selected to the third team following last season's campaign. Free safety Dwayne Slay earned first-team All-America honors from *Sports Illustrated* last season, marking the first in seven seasons. Slay was one of the country's most punishing tacklers last season and led the conference and finished second nationally with eight forced fumbles.

In addition to Slay, linebacker Lawrence Flugence and defensive end Aaron Hunt also gained national attention during their careers. Both were named to All-America teams in 2002 and were listed as candidates for various national awards. Hunt was drafted in the sixth round of the 2003 NFL Draft by the Denver Broncos, while Flugence signed a free agent contract with the Carolina Panthers. In 2003, strong safety Ryan Aycock was one of the top defensive players in the country, reeling in six interceptions and 101 tackles.

Texas Tech sent five players to the 2007 NFL Combine, tied for the most for Tech in the history of the event. Leach has coached several quarterbacks that have gone on to the NFL, including Kingsbury, Couch, Heupel and Symons. While at Tech, 13 players have been drafted and 18 others have signed free agent contracts. Guard Manny Ramirez was selected in the fourth round of the 2007 NFL Draft, while wide receiver Joel Filani and defensive end Keyunta Dawson was taken in the sixth and seventh rounds by Tennessee and Indianapolis, respectively. Offensive tackle E.J. Whitley was chosen in the seventh round of the 2006 draft by the Dallas Cowboys, while center Dylan Gandy was selected by the Indianapolis Colts in the fourth round of the 2005 NFL Draft. Offensive tackle Daniel Loper and linebacker Mike Smith were picked in the fifth and seventh rounds, respectively, in 2004 by the Tennessee Titans and Baltimore Ravens.

The team continues to make strides academically as well under Leach. In 2006 eight players were working on postgraduate degrees. For the last seven years Tech has been recognized as one of the nation's top institutions for consistently being above a 70 percent graduation rate, according to the American Football Coaches Association.

Prior to coming on board at Texas Tech, Leach, in just one season at Oklahoma, directed a Sooner offense that went from one of the worst in the Big 12 Conference to one of the best. Under Leach's tutelage, Heupel was named 1999 Big 12 Offensive Newcomer of the Year. For his efforts, Leach was nominated for the 1999 Broyles Award as the top assistant coach in the country.

Leach guided an Oklahoma offense that went from 11th in the Big 12 in 1998 to first in 1999 and 101st in the nation to 11th. In just one year, OU's total offense numbers improved from 293.3 to 427.2 yards per game.

The rise in passing and scoring offense categories is just as impressive. Oklahoma went from last to first in the Big 12 in passing offense in one year, from 107th in the country to ninth. Under Leach, the Sooners improved from 109.9 yards passing per game to 321.7 yards per game.

In 1998, Oklahoma was last in the Big 12 and 101st in the country in scoring offense at 16.7 points per game. In 1999, the Sooners improved to second in the league and eighth in the country in scoring at 36.8 points per game, an increase of just over 20 points per game.

Under Leach, the Oklahoma offense set six Big 12 Conference and 17 OU records. The Sooners were one of only two schools in the nation to have six players with 20

or more receptions in 1999.

Prior to joining Bob Stoops' Oklahoma staff, Leach served as offensive coordinator for Hal Mumme at the University of Kentucky and Valdosta (Ga.) State University.

For two years at Kentucky under Mumme, Leach coached the Kentucky "Air Raid" offense that was one of the most explosive in Southeastern Conference history. Under Mumme and Leach, the Kentucky offense set six NCAA records, 41 Southeastern Conference records and 116 school records in 22 games.

Kentucky's offense produced more than 500 yards of total offense in seven separate games, including a school-record 801 against Louisville.

Leach's Kentucky offense featured the talented Couch, who passed for 4,275 yards and 34 touchdowns as a senior.

Named 1996 Division II Offensive Coordinator of the Year by *American Football Quarterly* magazine, Leach helped Mumme lead Valdosta State to a 40-17-1 record. The 1993 Blazer offense smashed 66 school records, 22 conference records and seven national records. In 1994, Valdosta State advanced to the Division II playoffs with Leach's offense shattering 80 school records, 35 conference records and seven more national marks.

Leach and Mumme first teamed up at Iowa Wesleyan College in 1989. From 1989 to 1991 he served as offensive coordinator and line coach for an offense that led the NAIA in passing yardage one season and finished second the other two. Iowa Wesleyan passed for more than 11,000 yards in Leach's three seasons and broke 26 national records.

Leach has also made coaching stops in Pori, Finland, where he served as head coach in the European Football League (1989), as well as one-year assistant stints at College of the Desert (1988) and Cal Poly-San Luis Obispo (1987).

After graduating with honors from Brigham Young in 1983, Leach earned a Master's Degree from the United States Sports Academy and his law degree from Pepperdine University, where he graduated in the top one-third of his class.

The oldest of six siblings, Leach and his wife, Sharon, are the parents of four children; Janeen (21), Kim (17), Cody (10) and Kiersten (8). Janeen will begin medical school at Texas Tech this fall, after graduating from BYU in the spring.

**ASSISTANT COACHES/GAMEDAY ASSIGNMENTS**




**Dana Holgorsen**  
Offensive Coordinator/  
Inside Receivers




**Seth Littrell**  
Running Backs



**Ruffin McNeill**  
Interim Defensive Co./  
Special Teams




**Carlos Mainord**  
Safeties



**Brian Mitchell**  
Cornerbacks



**Matt Moore**  
Offensive Line



**Lincoln Riley**  
Wide Receivers



**Charlie Sadler**  
Defensive Ends

**ON THE FIELD**

Chris Hudler, Defensive Graduate Assistant  
Ruffin McNeill, Defensive Tackles/Special Teams  
Carlos Mainord, Safeties  
Charlie Sadler, Defensive Ends  
Lincoln Riley, Wide Receivers  
Matt Moore, Offensive Line

**IN THE BOX**

Dana Holgorsen, Offensive Coordinator/Inside Receivers  
Seth Littrell, Running Backs  
Clay McGuire, Offensive Graduate Assistant  
Brian Mitchell, Cornerbacks

## DEPTH CHART

### OFFENSE

<b>Left Tackle</b>	74	Rylan Reed	OL	6-7	314	Jr-2L	Dallas, Texas/Crossett (Ark.)
	70	Chris Olson	OL	6-5	303	Fr-RS	Dallas, Texas/Highland Park
<b>Left Guard</b>	65	Louis Vasquez	OL	6-6	335	Jr-2L	Corsicana, Texas/Corsicana
	71	Stephen Hamby	OL	6-3	287	So-Sq	San Antonio, Texas/Alamo Heights
<b>Center</b>	51	Shawn Byrnes	C	6-4	303	So-1L	Phoenix, Ariz./Paradise Valley
	71	Stephen Hamby	OL	6-3	287	So-Sq	San Antonio, Texas/Alamo Heights
<b>Right Guard</b>	76	Brandon Carter	OL	6-7	374	So-1L	Longview, Texas/Spring Hill
	71	Stephen Hamby	OL	6-3	287	So-Sq	San Antonio, Texas/Alamo Heights
<b>Right Tackle</b>	67	Marlon Winn	OL	6-6	329	So-1L	Waxahachie, Texas/Waxahachie
	69	Jake Johnson	OL	6-7	369	Jr-TR	Blessing, Texas/Blinn C.C.
<b>Quarterback</b>	6	Graham Harrell	QB	6-3	203	Jr-2L	Ennis, Texas/Ennis
	15	Taylor Potts	QB	6-5	221	Fr-RS	Abilene, Texas/Abilene
<b>Running Back (F)</b>	32	Aaron Crawford	RB	5-10	202	Fr-HS	Memphis, Tenn./Ridgeway
	21	Kobey Lewis	RB	5-6	170	So-1L	Abilene, Texas/Abilene
<b>Inside Receiver (H)</b>	12	Eric Morris	IR	5-7	165	Jr-2L	Shallowater, Texas/Shallowater
	85	Kelly Hildebrandt	IR	5-9	175	Sr-1L	Lubbock, Texas/Roosevelt
<b>Tight End</b>	80	Adrian Reese	TE	6-7	207	So-1L	Longview, Texas/Longview
	29	David Schaefer	TE	6-3	225	Sr-2L	Cisco, Texas/Cisco
<b>Wide Receiver (Y)</b>	20	Danny Amendola	WR	5-11	177	Sr-3L	The Woodlands, Texas/The Woodlands
	19	Grant Walker	IR	6-0	188	Sr-1L	Pflugerville, Texas/Purdue
<b>Wide Receiver (X)</b>	27	Edward Britton	WR	6-0	183	So-1L	El Paso, Texas/Montwood
	86	L.A. Reed	Wr	6-2	201	Jr-2L	Conroe, Texas/Oak Ridge
<b>Wide Receiver (Z)</b>	5	Michael Crabtree	WR	6-3	208	Fr-RS	Dallas, Texas/Carter
	83	Lyle Leong	WR	6-0	166	Fr-HS	Abilene, Texas/Abilene

### DEFENSE

<b>Defensive End</b>	98	Jake Ratliff	DE	6-7	247	Jr-2L	Lawton, Okla./Eisenhower
	89	Tyler Yenser	DE	6-4	241	Sr-2L	Midland, Texas/Midland
<b>Nose Tackle</b>	93	Colby Whitlock	DT	6-2	281	Fr-HS	Noble, Okla./Noble
	90	Brian Jones	DT	6-0	292	So-1L	Everman, Texas/Everman
<b>Defensive Tackle</b>	91	Rajon Henley	DT	6-3	265	So-1L	Galveston, Texas/Ball
	99	Richard Jones	DT	6-1	277	So-1L	LaMarque, Texas/LaMarque
<b>Rush End</b>	84	Brandon Williams	DE	6-5	253	So-1L	Fort Worth, Texas/South Hills
	53	Daniel Howard	DE	6-3	238	So-TR	Wichita, Kan./Butler County C.C.
<b>SAM</b>	57	Brian Duncan	LB	6-1	239	Fr-RS	Baton Rouge, La./Tara
	45	Bront Bird	LB	6-3	222	Fr-HS	Odessa, Texas/Permian
<b>MIKE</b>	48	Paul Williams	LB	6-1	226	Sr-3L	Tyler, Texas/Lee
	52	Victor Hunter	LB	5-11	256	So-1L	Irving, Texas/Nimitz
<b>WILL</b>	39	Marlon Williams	LB	6-0	211	So-1L	Pflugerville, Texas/Pflugerville
	54	Chad Hill	LB	6-2	226	Sr-3L	Lubbock, Texas/Coronado
<b>Left Corner</b>	3	Jamar Wall	DB	5-10	195	So-1L	Plainview, Texas/Plainview
	1	Marcus Bunton	CB	5-8	196	Jr-2L	Taylor, Texas/Taylor
<b>Strong Safety</b>	49	Joe Garcia	S	6-1	222	Sr-3L	Clovis, N.M./Clovis
	23	Anthony Hines	S	6-1	212	Jr-2L	Denison, Texas/Denison
<b>Free Safety</b>	7	Darcel McBath	S	6-1	196	Jr-2L	Gainesville, Texas/Gainesville
	10	Daniel Charbonnet	S	5-11	195	Jr-1L	The Woodlands, Texas/The Woodlands
<b>Right Corner</b>	17	Chris Parker	CB	5-11	178	Sr-3L	Dallas, Texas/Sunset
	31	Pete Richardson	CB	5-11	196	So-1L	Muskogee, Okla./Muskogee

### SPECIAL TEAMS

<b>Place Kicker/Kickoff</b>	30	Alex Trlica	K	5-11	176	Sr-3L	Friendswood, Texas/Friendswood
	9	Jonathan LaCour	P/K	6-2	206	Fr-HS	Kingwood, Texas/Kingwood
<b>Punter</b>	9	Jonathan LaCour	P/K	6-2	206	Fr-HS	Kingwood, Texas/Kingwood
	82	Grant Berg	P	6-4	204	Jr-RS	Houston, Texas/Clear Lake
<b>Kick Return</b>	5	Michael Crabtree	WR	6-3	208	Fr-RS	Dallas, Texas/Carter
	27	Edward Britton	WR	6-0	183	So-1L	El Paso, Texas/Montwood
<b>Kick Return</b>	86	L.A. Reed	WR	6-2	201	Jr-2L	Conroe, Texas/Oak Ridge
	3	Jamar Wall	DB	5-11	199	So-1L	Plainview, Texas/Plainview
<b>Punt Return</b>	12	Eric Morris	IR	5-7	165	Jr-2L	Shallowater, Texas/Shallowater
	20	Danny Amendola	IR	5-11	181	Sr-3L	The Woodlands, Texas/The Woodlands
<b>Holder</b>	20	Danny Amendola	IR	5-11	181	Sr-3L	The Woodlands, Texas/The Woodlands
	12	Eric Morris	IR	5-7	165	Jr-2L	Shallowater, Texas/Shallowater
<b>Snapper</b>	50	Austin Burns	DS	5-10	244	So-1L	Midland, Texas/Midland
	69	Jake Johnson	OL	6-7	369	Jr-TR	Blessing, Texas/Blinn C.C.

### PRONUNCIATION

#### PLAYERS

<b>Bobbie Agoucha</b> .....	Uh-GOO-cha
<b>Danny Amendola</b> .....	am-in-DOE-luh
<b>Daniel Charbonnet</b> .....	SHAR-buh-nay
<b>Dominique Delpeche</b> .....	del-PESH
<b>Blake Emert</b> .....	IM-ert
<b>Sam Fehoko</b> .....	fee-HOE-koh
<b>Jared Flannel</b> .....	FLAN-uhl
<b>Jacoby Franks</b> .....	juh-KOH-bee
<b>Rajon Henley</b> .....	RAY-jon
<b>Justin Keown</b> .....	Cow-un
<b>Jonathan LaCour</b> .....	luh-COOR
<b>Lyle Leong</b> .....	lee-ONG
<b>Detron Lewis</b> .....	DEE-tron
<b>Stefan Loucks</b> .....	Steff-ahn Lucks
<b>Darcel McBath</b> .....	DAR-cell
<b>Mickey Okafor</b> .....	OH-kuh-for
<b>Tyrone Sonier</b> .....	SON-yay
<b>Tramain Swindall</b> .....	TRAH-main

**DRESS ROSTER**

NO	PLAYER	POS	HT	WT	YR-EX	HOMETOWN/LAST SCHOOL
1	Marcus Bunton	CB	5-8	196	Jr-2L	Taylor, Texas/Taylor
2	Shannon Woods	RB	5-11	191	Jr-2L	McKinney, Texas/North
3	Jamar Wall	DB	5-10	195	So-1L	Plainview, Texas/Plainview
5	Michael Crabtree	WR	6-3	208	Fr-RS	Dallas, Texas/Carter
6	Graham Harrell	QB	6-3	203	Jr-2L	Ennis, Texas/Ennis
7	Darcel McBath	S	6-1	196	Jr-2L	Gainesville, Texas/Gainesville
9	Jonathan LaCour	P/K	6-2	206	Fr-HS	Kingwood, Texas /Kingwood
10	Daniel Charbonnet	S	5-11	195	Jr-1L	The Woodlands, Texas/The Woodlands
12	Eric Morris	IR	5-8	174	Jr-2L	Shallowater, Texas/Shallowater
13	Julius Howard	LB	6-1	233	Fr-RS	Irving, Texas/Nimitz
14	Landon Hoefer	WR	6-1	195	So-1L	Abilene, Texas/Cooper
15	Taylor Potts	QB	6-5	221	Fr-RS	Abilene, Texas/Abilene
16	Stefan Loucks	QB	6-1	163	Fr-HS	Little Rock, Ark./Pulaski Academy
17	Chris Parker	CB	5-11	178	Sr-3L	Dallas, Texas/Sunset
18	Steven Sheffield	QB	6-4	175	Fr-RS	Pflugerville, Texas/Pflugerville
19	Grant Walker	IR	6-0	188	Sr-1L	Pflugerville, Texas/Purdue
20	Danny Amendola	WR	5-11	177	Sr-3L	The Woodlands, Texas/The Woodlands
21	Kobey Lewis	RB	5-5	173	So-1L	Abilene, Texas/Abilene
22	Detron Lewis	WR	6-0	198	Fr-HS	College Station, Texas/A&M Consolidated
23	Anthony Hines	S	6-1	212	Jr-2L	Denison, Texas/Denison
24	Lance Fuller	S	6-2	222	Jr-2L	Smithson Valley, Texas/Smithson Valley
25	Baron Batch	RB	5-11	209	So-1L	Midland, Texas/Midland
26	LaShawn Vation	S	5-9	194	So-Sq	Irving, Texas/MacArthur
27	Edward Britton	WR	6-0	183	So-1L	El Paso, Texas/Montwood
28	LaRon Moore	DB	5-9	186	Fr-RS	Midwest City, Okla./Midwest City
29	David Schaefer	IR	6-3	225	Sr-2L	Cisco, Texas/Cisco
30	Alex Trlica	K	5-11	176	Sr-3L	Friendswood, Texas/Friendswood
31	Pete Richardson	CB	5-11	196	So-1L	Muskogee, Okla./Muskogee
32	Aaron Crawford	RB	5-11	202	Fr-HS	Memphis, Tenn./Ridgeway
33	Brent Nickerson	CB	6-0	179	So-1L	Irving, Texas/MacArthur
35	Blake Collier	LB	6-2	212	So-1L	Justin, Texas/Northwest
36	James Conwright	CB	5-11	182	Sr-Sq	Lubbock, Texas/Coronado
37	Cory Fowler	K	5-8	157	Jr-Sq	The Woodlands, Texas/The Woodlands
38	Jordy Rowland	S	6-1	199	Jr-Sq	Nazareth, Texas/Nazareth
39	Marlon Williams	LB	6-0	211	So-1L	Pflugerville, Texas/Pflugerville
40	Nathan Stone	DB	5-8	170	Fr-RS	Lubbock, Texas/Roosevelt
41	Steven Harris	S	5-11	190	Fr-RS	Lewisville, Texas/Hebron
42	Clint Stoffels	DT	6-0	269	Fr-RS	Gainesville, Texas/Gainesville
45	Bront Bird	LB	6-3	222	Fr-HS	Odessa, Texas /Permian
46	Sandy Riley	DE	6-0	248	So-1L	Houston, Texas/Westfield
47	Ryan Hale	LB	6-1	222	So-1L	Baytown, Texas/Lee
48	Paul Williams	LB	6-1	226	Sr-3L	Tyler, Texas/Lee
49	Joe Garcia	S	6-1	222	Sr-3L	Clovis, N.M./Clovis
50	Austin Burns	DS	5-10	244	So-1L	Midland, Texas/Midland
51	Shawn Byrnes	C	6-4	303	So-1L	Phoenix, Ariz./Paradise Valley
52	Victor Hunter	LB	5-11	256	So-1L	Irving, Texas/Nimitz
53	Daniel Howard	DE	6-3	238	So-TR	Wichita, Kan./Butler County C.C.
54	Chad Hill	LB	6-2	226	Sr-3L	Lubbock, Texas/Coronado
56	Kellen Tillman	LB	6-2	240	Sr-2L	Plano, Texas/West
57	Brian Duncan	LB	6-1	239	Fr-RS	Baton Rouge, La./Tara
59	Ty Linder	LB	6-3	217	Sr-2L	Austin, Texas/Westlake
63	Landon Burge	OL	6-3	284	Fr-RS	Leander, Texas/Leander
65	Louis Vasquez	OL	6-6	335	Jr-2L	Corsicana, Texas/Corsicana
67	Marlon Winn	OL	6-6	329	So-1L	Waxahachie, Texas/Waxahachie
68	Britton Barbee	DT	6-2	293	Fr-RS	Abilene, Texas/Wylie
69	Jake Johnson	OL	6-7	353	Jr-TR	Blessing, Texas/Blinn C.C.
70	Chris Olson	OL	6-5	303	Fr-RS	Dallas, Texas/Highland Park
71	Stephen Hamby	OL	6-3	287	So-Sq	San Antonio, Texas/Alamo Heights
73	Justin Keown	C	6-4	280	Fr-HS	Anderson, S.C./Hargrave Military Academy
74	Rylan Reed	OL	6-7	314	Jr-2L	Dallas, Texas/Crossett (Ark.)
76	Brandon Carter	OL	6-7	374	So-1L	Longview, Texas/Spring Hill
80	Adrian Reese	TE	6-7	207	So-1L	Longview, Texas/Longview
82	Grant Berg	P	6-4	204	Jr-RS	Houston, Texas/Clear Lake
83	Lyle Leong	WR	6-1	165	Fr-HS	Abilene, Texas/Abilene
84	Brandon Williams	DE	6-5	253	So-1L	Fort Worth, Texas/South Hills
85	Kelly Hildebrandt	IR	5-10	181	Sr-1L	Lubbock, Texas/Roosevelt
86	L.A. Reed	WR	6-2	201	Jr-2L	Conroe, Texas/Oak Ridge
88	Brik Brinker	WR	6-2	180	Fr-RS	Wofforth, Texas/Frenship
89	Tyler Yenzen	DE	6-4	241	Sr-2L	Midland, Texas/Midland
90	Brian Jones	DT	6-0	292	Jr-1L	Everman, Texas/Everman
91	Rajon Henley	DT	6-3	265	So-1L	Galveston, Texas/Ball
93	Colby Whitlock	DL	6-2	281	Fr-HS	Noble, Okla./Noble
95	Adrian Hamilton	DE	6-3	229	Fr-HS	Dallas, Texas/Carter
94	Philip Jones	DE	6-4	242	So-1L	Lewisville, Texas/Hebron
98	Jake Ratliff	DE	6-7	247	Jr-2L	Lawton, Okla./Eisenhower
99	Richard Jones	DT	6-1	277	So-1L	LaMarque, Texas/LaMarque

# STATISTICS

## 2007 SEASON RESULTS (7-4, 3-4 Big 12 Conference)

Date	Opponent	Location	Result	TV	Attendance
Sept. 3	at SMU	Dallas, Texas	W, 49-9	ESPN	26,969
Sept. 8	UTEP	Lubbock, Texas	W, 45-31	---	52,403
Sept. 15	at Rice	Houston, Texas	W, 59-24	FSN	21,543
Sept. 22	at Oklahoma State	Stillwater, Okla.	L, 45-49	FSN	37,850
Sept. 29	Northwestern (La.) State	Lubbock, Texas	W, 75-7	---	52,893
Oct. 6	at Iowa State	Lubbock, Texas	W, 42-17	---	46,558
Oct. 13	at Texas A&M	Lubbock, Texas	W, 35-7	ABC	55,491
Oct. 20	at Missouri	Columbia, Mo.	L, 10-41	ABC	63,396
Oct. 27	at Colorado	Lubbock, Texas	L, 26-31	ABC	49,084
Nov. 3	at Baylor	Waco, Texas	W, 38-7	---	39,015
Nov. 10	at Texas	Austin, Texas	L, 43-59	ABC	86,401
Nov. 17	at Oklahoma	Lubbock, Texas	7:12 p.m.	ABC	

## TEAM STATISTICS

CATEGORY	TECH	OPP
<b>SCORING</b> .....	<b>467</b>	<b>282</b>
Points Per Game.....	42.5	25.6

<b>FIRST DOWNS</b> .....	<b>309</b>	<b>232</b>
Rushing.....	50	115
Passing.....	240	96
Penalty.....	19	21

<b>RUSHING YARDAGE</b> .....	<b>684</b>	<b>1946</b>
Yards gained rushing.....	878	2272
Yards lost rushing.....	194	326
Rushing Attempts.....	209	496
Average Per Rush.....	3.3	3.9
Average Per Game.....	62.2	176.9
TDs Rushing.....	15	17

<b>PASSING YARDAGE</b> .....	<b>5287</b>	<b>2051</b>
Att-Comp-Int.....	622-453-13	333-183-9
Average Per Pass.....	8.5	6.2
Average Per Catch.....	11.7	11.2
Average Per Game.....	480.6	186.5
TDs Passing.....	46	17

<b>TOTAL OFFENSE</b> .....	<b>5971</b>	<b>3997</b>
Total Plays.....	831	829
Average Per Play.....	7.2	4.8
Average Per Game.....	542.8	363.4

<b>KICK RETURNS: #-YARDS</b> .....	<b>44-949</b>	<b>55-1092</b>
<b>PUNT RETURNS: #-YARDS</b> .....	<b>31-401</b>	<b>14-80</b>
<b>INT RETURNS: #-YARDS</b> .....	<b>9-33</b>	<b>13-242</b>
<b>KICK RETURN AVERAGE</b> .....	<b>21.6</b>	<b>19.9</b>
<b>PUNT RETURN AVERAGE</b> .....	<b>12.9</b>	<b>5.7</b>
<b>INT RETURN AVERAGE</b> .....	<b>3.7</b>	<b>18.6</b>
<b>FUMBLES-LOST</b> .....	<b>20-9</b>	<b>31-8</b>

<b>PENALTIES-YARDS</b> .....	<b>87-812</b>	<b>72-654</b>
Average Per Game.....	73.8	59.5

<b>PUNTS-YARDS</b> .....	<b>19-833</b>	<b>54-2260</b>
Average Per Punt.....	43.8	41.9
Net punt average.....	37.8	32.6

<b>TIME OF POSSESSION/GAME</b> .....	<b>27:29</b>	<b>32:15</b>
--------------------------------------	--------------	--------------

<b>3RD-DOWN CONVERSIONS</b> .....	<b>63/128</b>	<b>78/177</b>
3rd-Down Pct.....	49%	44%

<b>4TH-DOWN CONVERSIONS</b> .....	<b>14/24</b>	<b>14/22</b>
4th-Down Pct.....	58%	64%

<b>SACKS BY-YARDS</b> .....	<b>21-150</b>	<b>15-110</b>
<b>MISC YARDS</b> .....	<b>0</b>	<b>0</b>
<b>TOUCHDOWNS SCORED</b> .....	<b>62</b>	<b>36</b>
<b>FIELD GOALS-ATTEMPTS</b> .....	<b>10-17</b>	<b>10-14</b>
<b>ON-SIDE KICKS</b> .....	<b>0-2</b>	<b>1-1</b>
<b>RED-ZONE SCORES</b> .....	<b>48-58 83%</b>	<b>30-36 83%</b>
<b>RED-ZONE TOUCHDOWNS</b> .....	<b>43-58 74%</b>	<b>22-36 61%</b>
<b>PAT-ATTEMPTS</b> .....	<b>59-59 100%</b>	<b>36-36 100%</b>

<b>ATTENDANCE</b> .....	<b>256429</b>	<b>275174</b>
Games/Avg Per Game.....	5/51286	6/45862
Neutral Site Games.....		0/0

SCORE BY QUARTERS	1st	2nd	3rd	4th	OT	Total
Texas Tech	94	154	104	115		467
Opponents	72	83	41	86		282

## INDIVIDUAL STATISTICS

RUSHING	GP	Att	Gain	Loss	Net	Avg	TD	Long	Avg/G
Woods, Shannon.....	9	84	450	11	439	5.2	8	25	48.8
Lewis, Kobey.....	11	41	175	19	156	3.8	2	21	14.2
Crawford, Aaron.....	6	34	146	8	138	4.1	2	29	23.0
Britton, Edward.....	11	8	51	0	51	6.4	0	13	4.6
Hildebrandt, K.....	4	2	4	0	4	2.0	0	3	1.0
Morris, Eric.....	11	3	7	5	2	0.7	0	4	0.2
TEAM.....	7	3	0	11	-11	-3.7	0	0	-1.6
Potts, Taylor.....	5	2	0	20	-20	-10.0	0	0	-4.0
Harrell, Graham.....	11	32	45	120	-75	-2.3	3	8	-6.8
<b>Total</b> .....	<b>11</b>	<b>209</b>	<b>878</b>	<b>194</b>	<b>684</b>	<b>3.3</b>	<b>15</b>	<b>29</b>	<b>62.2</b>
<b>Opponents</b> .....	<b>11</b>	<b>496</b>	<b>2272</b>	<b>326</b>	<b>1946</b>	<b>3.9</b>	<b>17</b>	<b>48</b>	<b>176.9</b>

PASSING	G	Effic	Att-Cmp-Int	Pct	Yds	TD	Lng	Avg/G
Harrell, Graham.....	11	165.85	421-572-12	73.6	4878	43	75	443.5
Potts, Taylor.....	5	151.54	32-49-1	65.3	409	3	50	81.8
TEAM.....	7	0.00	0-1-0	0.0	0	0	0	0.0
<b>Total</b> .....	<b>11</b>	<b>164.45</b>	<b>453-622-13</b>	<b>72.8</b>	<b>5287</b>	<b>46</b>	<b>75</b>	<b>480.6</b>
<b>Opponents</b> .....	<b>11</b>	<b>118.13</b>	<b>183-333-9</b>	<b>55.0</b>	<b>2051</b>	<b>17</b>	<b>57</b>	<b>186.5</b>

RECEIVING	G	No.	Yds	Avg	TD	Long	Avg/G
Crabtree, M.....	11	113	1707	15.1	20	75	155.2
Amendola, Danny.....	11	94	1096	11.7	5	49	99.6
Morris, Eric.....	11	58	634	10.9	8	58	57.6
Britton, Edward.....	11	40	554	13.9	4	68	50.4
Woods, Shannon.....	9	34	138	4.1	2	28	15.3
Walker, Grant.....	11	26	293	11.3	2	38	26.6
Lewis, Kobey.....	11	20	164	8.2	0	25	14.9
Crawford, Aaron.....	6	19	137	7.2	2	30	22.8
Reed, L.A.....	8	16	189	11.8	0	34	23.6
Leong, Lyle.....	10	14	163	11.6	1	27	16.3
Lewis, Detron.....	7	8	101	12.6	2	50	14.4
Reese, Adrian.....	11	6	74	12.3	0	28	6.7
Brinker, Brik.....	4	2	20	10.0	0	11	5.0
Hoefer, Landon.....	2	1	15	15.0	0	15	7.5
Hildebrandt, K.....	4	1	2	2.0	0	2	0.5
Schaefer, David.....	11	1	0	0.0	0	0	0.0
<b>Total</b> .....	<b>11</b>	<b>453</b>	<b>5287</b>	<b>11.7</b>	<b>46</b>	<b>75</b>	<b>480.6</b>
<b>Opponents</b> .....	<b>11</b>	<b>183</b>	<b>2051</b>	<b>11.2</b>	<b>17</b>	<b>57</b>	<b>186.5</b>

PUNTING	No.	Yds	Avg	Long	TB	FC	I20	Blkd
LaCour, J.....	20	874	43.7	60	2	1	5	0
<b>Total</b> .....	<b>20</b>	<b>874</b>	<b>43.7</b>	<b>60</b>	<b>2</b>	<b>1</b>	<b>5</b>	<b>0</b>
<b>Opponents</b> .....	<b>55</b>	<b>2308</b>	<b>42.0</b>	<b>63</b>	<b>5</b>	<b>2</b>	<b>12</b>	<b>1</b>

KICKOFFS	No.	Yds	Avg	TB	OB	Retn	Net	YdLn
Trlica, Alex.....	76	5003	65.8	24	0			
Fowler, Cory.....	2	74	37.0	0	0			
<b>Total</b> .....	<b>78</b>	<b>5077</b>	<b>65.1</b>	<b>24</b>	<b>0</b>	<b>1092</b>	<b>44.9</b>	<b>25</b>
<b>Opponents</b> .....	<b>57</b>	<b>3502</b>	<b>61.4</b>	<b>11</b>	<b>1</b>	<b>949</b>	<b>40.9</b>	<b>29</b>

## STATISTICS

SCORING	TD	FGs	Kick	Rush	Rcv	Pass	DXP	Saf	Points
Crabtree, M.....	20	0-0	0-0	0-0	0	0-0	0	0	120
Trlica, Alex.....	0	10-17	59-59	0-0	0	0-0	0	0	89
Woods, Shannon.....	10	0-0	0-0	0-0	0	0-0	0	0	60
Morris, Eric.....	8	0-0	0-0	0-0	0	0-0	0	0	48
Amendola, Danny.....	5	0-0	0-0	0-0	0	0-0	0	0	30
Crawford, Aaron.....	4	0-0	0-0	0-0	1	0-0	0	0	26
Britton, Edward.....	4	0-0	0-0	0-0	1	0-0	0	0	26
Harrell, Graham.....	3	0-0	0-0	0-1	0	2-2	0	0	18
Walker, Grant.....	2	0-0	0-0	0-0	0	0-0	0	0	12
Lewis, Kobey.....	2	0-0	0-0	0-0	0	0-0	0	0	12
Lewis, Detron.....	2	0-0	0-0	0-0	0	0-0	0	0	12
Leong, Lyle.....	1	0-0	0-0	0-0	0	0-0	0	0	6
McBath, Darcel.....	1	0-0	0-0	0-0	0	0-0	0	0	6
TEAM.....	0	0-0	0-0	0-0	0	0-0	0	1	2
<b>Total.....</b>	<b>62</b>	<b>10-17</b>	<b>59-59</b>	<b>0-1</b>	<b>2</b>	<b>2-2</b>	<b>0</b>	<b>1</b>	<b>467</b>
<b>Opponents.....</b>	<b>36</b>	<b>10-14</b>	<b>36-36</b>	<b>0-0</b>	<b>0</b>	<b>0-0</b>	<b>0</b>	<b>0</b>	<b>282</b>

TOTAL OFFENSE	G	Plays	Rush	Pass	Total	Avg/G
Harrell, Graham.....	11	604	-75	4878	4803	436.6
Woods, Shannon.....	9	84	439	0	439	48.8
Potts, Taylor.....	5	51	-20	409	389	77.8
Lewis, Kobey.....	11	41	156	0	156	14.2
Crawford, Aaron.....	6	34	138	0	138	23.0
Britton, Edward.....	11	8	51	0	51	4.6
Hildebrandt, K.....	4	2	4	0	4	1.0
Morris, Eric.....	11	3	2	0	2	0.2
TEAM.....	7	4	-11	0	-11	-1.6
<b>Total.....</b>	<b>11</b>	<b>831</b>	<b>684</b>	<b>5287</b>	<b>5971</b>	<b>542.8</b>
<b>Opponents.....</b>	<b>11</b>	<b>829</b>	<b>1946</b>	<b>2051</b>	<b>3997</b>	<b>363.4</b>

FIELD GOALS	FGM-FGA	Pct	01-19	20-29	30-39	40-49	50-99	Lg	Blk
Trlica, Alex.....	8-15	53.3	1-1	1-2	2-4	3-6	1-2	51	1

FG SEQUENCE	Texas Tech	OPPONENTS
SMU.....	-	(36),(35),(37)
UTEP.....	(45)	(25)
Rice.....	(39)	(25)
Oklahoma State.....	51,(19)	43
NWLA.....	44,(51)	-
Iowa State.....	-	(30)
Texas A&M.....	22	41,34
Missouri Tigers.....	49,(45)	(21),(39)
Colorado.....	42,(30),(48)	25,(44)
Baylor.....	32,(23),37	-
Texas.....	(35),(37)	(25)
Oklahoma		

Numbers in (parentheses) indicate field goal was made.

ALL PURPOSE	G	Rush	Rec	PR	KOR	IR	Tot	Avg/G
Crabtree, M.....	11	0	1707	0	16	0	1723	156.6
Amendola, Danny.....	11	0	1096	193	0	0	1289	117.2
Britton, Edward.....	11	51	554	0	357	0	962	87.5
Morris, Eric.....	11	2	634	167	0	0	803	73.0
Woods, Shannon.....	9	439	138	0	0	0	577	64.1
Reed, L.A.....	8	0	189	0	343	0	532	66.5
Lewis, Kobey.....	11	156	164	0	0	0	320	29.1
Walker, Grant.....	11	0	293	0	0	0	293	26.6
Lewis, Detron.....	7	0	101	0	188	0	289	41.3
Crawford, Aaron.....	6	138	137	0	0	0	275	45.8
Leong, Lyle.....	10	0	163	0	0	0	163	16.3
Reese, Adrian.....	11	0	74	0	0	0	74	6.7
Wall, Jamar.....	11	0	0	13	21	9	43	3.9
Hale, Ryan.....	10	0	0	0	21	0	21	2.1
Brinker, Brik.....	4	0	20	0	0	0	20	5.0
Harris, Steven.....	9	0	0	19	0	0	19	2.1
Hoefer, Landon.....	2	0	15	0	0	0	15	7.5
Charbonnet, D.....	11	0	0	9	0	3	12	1.1
Hines, Anthony.....	11	0	0	0	0	11	11	1.0
McBath, Darcel.....	11	0	0	0	0	10	10	0.9
Hildebrandt, K.....	4	4	2	0	0	0	6	1.5
Schaefer, David.....	11	0	0	0	3	0	3	0.3
TEAM.....	7	-11	0	0	0	0	-11	-1.6
Potts, Taylor.....	5	-20	0	0	0	0	-20	-4.0
Harrell, Graham.....	11	-75	0	0	0	0	-75	-6.8
<b>Total.....</b>	<b>11</b>	<b>684</b>	<b>5287</b>	<b>401</b>	<b>949</b>	<b>33</b>	<b>7354</b>	<b>668.5</b>

PUNT RET	No.	Yds	Avg	TD	Long
Morris, Eric.....	17	167	9.8	0	34
Amendola, Danny.....	10	193	19.3	0	65
Wall, Jamar.....	3	13	4.3	0	13
Harris, Steven.....	1	19	19.0	0	0
Charbonnet, D.....	0	9	0.0	0	9
<b>Total.....</b>	<b>31</b>	<b>401</b>	<b>12.9</b>	<b>0</b>	<b>65</b>
<b>Opponents.....</b>	<b>14</b>	<b>80</b>	<b>5.7</b>	<b>0</b>	<b>16</b>

INTERCEPTIONS	No.	Yds	Avg	TD	Long
Wall, Jamar.....	4	9	2.2	0	9
McBath, Darcel.....	2	10	5.0	0	10
Charbonnet, D.....	1	3	3.0	0	3
Hines, Anthony.....	1	11	11.0	0	11
<b>Total.....</b>	<b>8</b>	<b>33</b>	<b>4.1</b>	<b>0</b>	<b>11</b>
<b>Opponents.....</b>	<b>12</b>	<b>240</b>	<b>20.0</b>	<b>2</b>	<b>43</b>

KICK RET	No.	Yds	Avg	TD	Long
Reed, L.A.....	15	343	22.9	0	36
Britton, Edward.....	14	357	25.5	0	58
Lewis, Detron.....	8	188	23.5	0	34
Hale, Ryan.....	2	21	10.5	0	15
Wall, Jamar.....	2	21	10.5	0	21
Schaefer, David.....	2	3	1.5	0	3
Crabtree, M.....	1	16	16.0	0	16
<b>Total.....</b>	<b>44</b>	<b>949</b>	<b>21.6</b>	<b>0</b>	<b>58</b>
<b>Opponents.....</b>	<b>55</b>	<b>1092</b>	<b>19.9</b>	<b>0</b>	<b>46</b>

FUMBLE RET	No.	Yds	Avg	TD	Long
Williams, M.....	1	67	67.0	0	67
McBath, Darcel.....	1	16	16.0	1	16
<b>Total.....</b>	<b>2</b>	<b>83</b>	<b>41.5</b>	<b>1</b>	<b>67</b>
<b>Opponents.....</b>	<b>0</b>	<b>0</b>	<b>0.0</b>	<b>0</b>	<b>0</b>

CONVERSIONS	1	2	3	4	Total
<b>Third Down</b>	<b>1</b>	<b>2</b>	<b>3</b>	<b>4</b>	<b>Total</b>
Texas Tech	15-29	16-32	17-33	15-34	63-128
Opponents	22-40	19-44	19-48	18-45	78-177

Fourth Down	1	2	3	4	Total
Texas Tech	2-4	2-3	3-8	7-9	14-24
Opponents	2-2	4-6	2-4	6-10	14-22

**TURNOVERS**  
**Takeaways** – 17  
**Turnovers** – 22  
**Points Off Turnovers** – Tech: 87 (12 TD, 1 FG)  
Opponent: 62 (8 TD, 2 FG)  
**Points Off Turnovers/Game** – Texas Tech: 7.9  
Opponents: 5.6

**RED ZONE**  
**Texas Tech Red Zone Entries** – 48-of-58 (82.8)  
**Scores** – 48 (43 TD, 5 FG)  
**Non-Scores** – 10 (4 Downs, 3 Fumble, 3 MFG)  
**Opponent Red Zone Entries** – 30-of-36 (83.3)  
**Scores** – 30 (22 TD, 8 FG)  
**Non-Scores** – 6 (1 Downs, 2 Fumble, 1 INT, 2 MFG)

**KICKOFFS**  
**Kickoffs** – 78  
**Touchbacks** – 24  
**Opponent Kickoff Returns** – 55 for 1,092 yards (19.9)  
**Fair Catches** – 0  
**Out of Bounds** – 0

# STATISTICS

DEFENSE	GP	-----Tackles-----			TFL/Yds	-Sacks-		---Pass Def---		QBH	-Fumbles-		Blkd	
		UA	AS	Tot		No-Yds	Int-Yds	BrUp	Rv-Yds		FF	Kk	Saf	
49 Garcia, Joe.....	11	41	30	71	5.0-10	1.0-2	.	3	.	.	1	.	.	
39 Williams, M.....	11	37	31	68	1.0-4	.	.	4	1	1-67	.	.	.	
7 McBath, Darcel.....	11	44	24	68	0.5-0	.	2-10	7	.	1-16	1	.	.	
48 Williams, Paul.....	11	38	26	64	6.5-21	1.0-6	.	2	.	.	1	.	.	
57 Duncan, Brian.....	11	40	18	58	4.0-7	.	.	1	1	.	.	.	.	
3 Wall, Jamar.....	11	33	14	47	.	.	5-9	3	.	.	.	.	.	
91 Henley, Rajon.....	11	24	17	41	4.5-21	2.5-17	.	1	4	.	.	.	.	
84 Williams, B.....	11	24	16	40	11.5-61	5.0-39	.	1	7	1-0	3	.	.	
93 Whitlock, Colby.....	11	27	11	38	7.5-37	2.0-22	.	.	5	1-0	1	.	.	
17 Parker, Chris.....	11	26	6	32	2.0-14	1.0-7	.	8	.	1-0	.	.	.	
10 Charbonnet, D.....	11	18	10	28	.	.	1-3	2	.	.	.	.	.	
99 Jones, Richard.....	11	11	17	28	0.5-3	.	.	.	.	.	.	.	.	
56 Tillman, Kellen.....	7	16	10	26	1.0-1	1.0-1	.	2	1	.	.	.	.	
23 Hines, Anthony.....	11	19	5	24	1.0-3	.	1-11	4	.	.	.	.	.	
52 Hunter, Victor.....	11	18	5	23	3.5-5	.	.	.	.	.	2	.	.	
98 Ratliff, Jake.....	11	13	10	23	2.0-6	1.0-2	.	3	4	.	.	.	.	
1 Buntton, Marcus.....	11	18	4	22	.	.	.	2	.	.	.	.	.	
53 Howard, Daniel.....	10	11	8	19	3.5-29	1.5-22	.	.	3	.	1	.	.	
45 Bird, Bront.....	6	8	7	15	1.0-1	.	.	.	.	1-0	.	.	.	
54 Hill, Chad.....	6	8	5	13	1.0-3	1.0-3	.	.	.	.	.	.	.	
46 Riley, Sandy.....	11	7	6	13	2.5-7	1.0-6	.	2	.	.	.	.	.	
35 Collier, Blake.....	8	7	4	11	2.0-13	1.0-12	.	.	.	.	1	.	.	
41 Harris, Steven.....	9	6	3	9	.	.	.	.	.	.	1	1	.	
28 Moore, LaRon.....	11	3	5	8	.	.	.	.	.	.	.	.	.	
24 Fuller, Lance.....	11	6	2	8	1.0-2	.	.	.	.	.	.	.	.	
47 Hale, Ryan.....	10	2	5	7	.	.	.	.	.	.	1	.	.	
38 Rowland, Jordy.....	11	3	4	7	.	.	.	.	.	.	.	.	.	
90 Jones, Brian.....	8	4	1	5	2.0-6	1.0-4	.	.	.	.	.	.	.	
42 Stoffels, Clint.....	10	2	2	4	1.0-7	1.0-7	.	.	.	.	.	.	.	
86 Reed, L.A.....	8	2	.	2	.	.	.	.	.	.	.	.	.	
31 Richardson, P.....	9	2	.	2	.	.	.	.	.	.	.	.	.	
5 Crabtree, M.....	11	2	.	2	.	.	.	.	.	.	.	.	.	
95 Hamilton, A.....	5	1	1	2	.	.	.	.	.	.	.	.	.	
27 Britton, Edward.....	11	2	.	2	.	.	.	.	.	.	.	.	.	
29 Schaefer, David.....	11	2	.	2	.	.	.	.	.	.	.	.	.	
89 Yenzer, Tyler.....	11	1	1	2	0.5-2	.	.	.	.	1-0	.	.	.	
50 Burns, Austin.....	11	1	.	1	.	.	.	.	.	.	.	.	.	
14 Hoefer, Landon.....	2	.	1	1	.	.	.	.	.	.	.	.	.	
80 Reese, Adrian.....	11	1	.	1	.	.	.	.	.	.	.	.	.	
26 Vation, LaShawn.....	4	1	.	1	.	.	.	.	.	.	.	.	.	
2 Woods, Shannon.....	9	1	.	1	.	.	.	.	.	.	.	.	.	
9 LaCour, J.....	10	1	.	1	.	.	.	.	.	.	1	.	.	
30 Trlica, Alex.....	11	1	.	1	.	.	.	.	.	.	.	.	.	
92 Sharpe, Brandon.....	1	1	.	1	.	.	.	.	.	.	.	.	.	
20 Amendola, Danny.....	11	.	.	.	.	.	.	.	.	1-0	.	.	.	
<b>TM TEAM</b> .....	<b>7</b>	.	.	.	.	.	.	.	.	.	.	.	<b>1</b>	
<b>Total</b> .....	<b>11</b>	<b>533</b>	<b>309</b>	<b>842</b>	<b>65-263</b>	<b>21-150</b>	<b>9-33</b>	<b>45</b>	<b>26</b>	<b>8-83</b>	<b>14</b>	<b>1</b>	<b>1</b>	





# STATISTICS

## GAME-BY-GAME STATISTICS (INDIVIDUAL)

### RUSHING

Rush-Yds/TD	SMU	UTEP	RICE	OSU	NW ST	ISU	A&M	MU	CU	BU	UT	OU
Britton.....	1-1/0	2-20/0	0-0/0	2-13/0	0-0/0	1-5/0	0-0/0	0-0/0	1-3/0	0-0/0	1-9/0	
Crawford.....	DNP	DNP	6-28/0	DNP	13-30/0	0-0/0	DNP	DNP	2-31/0	9-44/2	4-5/0	
Harrell.....	1-1/1	3-(-8)/0	4-(-12)/0	3-(-3)/0	1-7/0	4-(-10)/1	3-(-6)/1	5-(-39)/0	6-0/0	1-2/0	1-(-7)/0	
K. Lewis.....	6-33/0	7-26/1	7-28/1	4-4/0	3-4/0	1-(-1)/0	3-22/0	0-0/0	2-10/0	7-27/0	1-3/0	
Morris.....	0-0/0	0-0/0	0-0/0	0-0/0	1-4/0	0-0/0	1-3/0	0-0/0	1-(-5)/0	0-0/0	0-0/0	
Potts.....	0-0/0	DNP	1-(-8)/0	DNP	0-0/0	1-(-12)/0	DNP	DNP	DNP	0-0/0	DNP	
Woods.....	10-45/2	7-46/1	9-75/1	12-58/1	5-45/2	10-47/0	21-93/1	10-30/0	0-0/0	DNP	DNP	

### RECEIVING

Rec-Yds/TD	SMU	UTEP	RICE	OSU	NW ST	ISU	A&M	MU	CU	BU	UT	OU
Amendola.....	10-149/1	12/101/1	4-39/0	14-233/1	4-71/0	10-92/1	6-70/1	11-94/0	7-57/0	8-108/0	8-82/0	
Brinker.....	DNP	DNP	1-9/0	DNP	0-0/0	0-0/0	DNP	DNP	DNP	1-11/0	DNP	
Britton.....	2-3/0	3-36/0	2-30/0	6-86/0	2-21/0	1-9/0	3-39/1	2-83/1	7-62/1	5-69/0	7-116/1	
Crabtree.....	12-106/3	15-188/2	11-244/3	14-237/3	8-145/3	10-154/3	8-170/0	10-76/0	12-131/1	4-61/0	9-195/2	
Crawford.....	DNP	DNP	2-7/0	DNP	2-29/0	1-8/0	DNP	DNP	1-5/0	10-82/2	3-6/0	
Leong.....	3-43/0	0-0/0	3-35/0	1-2/0	2-17/1	2-26/0	0-0/0	2-29/0	1-11/0	0-0/0	DNP	
D. Lewis.....	DNP	DNP	DNP	DNP	2-63/2	3-23/0	0-0/0	1-(-1)/0	0-0/0	2-16/0	0-0/0	
K. Lewis.....	2-32/0	2-10/0	0-0/0	0-0/0	0-0/0	2-4/0	4-61/0	1-6/0	5-20/0	4-31/0	0-0/0	
Morris.....	7-70/0	7-75/0	3-12/1	2-16/1	2-42/1	4-93/0	3-42/1	9-47/0	10-125/1	3-56/1	8-56/2	
L.A. Reed.....	4-35/0	3-56/0	3-43/0	1-11/0	2-23/0	0-0/0	DNP	DNP	DNP	3-21/0	0-0/0	
Reese.....	0-0/0	0-0/0	1-17/0	0-0/0	1-28/0	1-6/0	0-0/0	0-0/0	1-9/0	2-14/0	0-0/0	
Schaefer.....	1-0/0	0-0/0	0-0/0	0-0/0	0-0/0	0-0/0	0-0/0	0-0/0	0-0/0	0-0/0	0-0/0	
G. Walker.....	2-22/0	1-8/1	1-38/1	3-29/0	6-78/0	3-28/0	1-10/0	4-37/0	2-11/0	2-21/0	1-11/0	
Woods.....	6-11/0	5-10/0	3-7/1	5-32/0	3-2/1	3-17/0	5-33/0	4-26/0	0-0/0	DNP	DNP	

### PASSING

C-A-I-Yds/TD	#6 Harrell	#15 Potts
SMU.....	44-59-0-419/4	6-7-0-54/0
UTEP.....	48-64-1-484/4	DNP
Rice.....	28-37-1-414/6	6-11-0-67/0
Oklahoma State.....	46-67-0-646/5	DNP
Northwestern (La.) St. ...	26-40-0-338/5	9-12-0-196/3
Iowa State.....	36-43-1-425/4	4-6-1-35/0
Texas A&M.....	30-37-0-425/3	DNP
Missouri.....	44-64-4-397/1	DNP
Colorado.....	46-62-4-431/3	DNP
Baylor.....	37-46-0-433/3	7-13-0-57/0
Texas.....	36-48-1-466/5	DNP
Oklahoma		

### FIELD GOALS

Made, Missed, Blocked	#30 Trlica
SMU.....	-
UTEP.....	45
Rice.....	39
Oklahoma State.....	51, 19
Northwestern (La.) State.....	44, 51
Iowa State.....	-
Texas A&M.....	22
Missouri.....	49, 45
Colorado.....	42, 30, 48
Baylor.....	32, 23, 37
Texas.....	35, 37
Oklahoma	

### PUNTING

Number-Avg./120	#9 LaCour
SMU.....	4-39.8/0
UTEP.....	-
Rice.....	1-35.0/0
Oklahoma State.....	2-49.0/
Northwestern (La.) State.....	-
Iowa State.....	3-41.7/1
Texas A&M.....	3-46.0/2
Missouri.....	1-35.0/0
Colorado.....	1-38.0/1
Baylor.....	3-51.7/1
Texas.....	1-41.0/0
Oklahoma	

### TACKLES

UT-AT-TT	SMU	UTEP	RICE	OSU	NW ST	ISU	A&M	MU	CU	BU	UT	OU
Bird.....	DNP	DNP	DNP	DNP	3-1-4	1-2-3	2-1-3	1-2-3	0-0-0	1-1-2	0-0-0	
Bunton.....	3-0-3	5-1-6	2-0-2	3-1-4	1-0-1	1-1-2	2-1-3	0-0-0	1-0-1	0-0-0	0-0-0	
Charbonnet.....	4-0-4	0-0-0	0-1-1	2-2-4	1-0-1	4-0-4	0-0-0	4-3-7	1-0-1	3-4-7	2-0-2	
Collier.....	3-1-4	1-1-2	1-0-1	1-0-1	DNP	DNP	DNP	0-0-0	0-1-1	1-1-2	0-0-0	
Duncan.....	1-1-2	0-0-0	5-0-5	1-0-1	5-0-5	7-2-9	4-3-7	5-2-7	6-2-8	2-5-7	4-3-7	
Fuller.....	1-0-1	0-0-0	1-0-1	1-0-1	1-0-1	0-0-0	0-0-0	0-0-0	0-0-0	1-2-3	0-0-0	
Garcia.....	4-2-6	4-3-7	5-0-5	1-5-6	1-0-1	1-1-2	6-5-11	5-5-10	5-2-7	2-4-6	4-1-5	
Hale.....	1-0-1	DNP	0-0-0	0-0-0	0-1-1	0-0-0	0-1-1	1-0-1	0-2-2	0-1-1	0-0-0	
Hamilton.....	DNP	DNP	DNP	DNP	DNP	DNP	0-0-0	0-0-0	1-0-1	0-1-1	0-0-0	
Harris.....	DNP	DNP	2-0-2	1-1-2	0-0-0	0-0-0	1-0-1	0-0-0	0-1-1	1-1-2	1-0-1	
Henley.....	1-1-2	2-1-3	1-1-2	0-1-1	2-1-3	3-2-5	0-1-1	4-4-8	1-2-3	1-2-3	3-0-3	
Hines.....	1-2-3	1-0-1	1-0-1	4-0-4	2-1-3	1-0-1	1-0-1	0-0-0	2-1-3	3-2-5	2-0-2	
D. Howard.....	1-1-2	3-1-4	2-0-2	0-0-0	1-3-4	2-1-3	0-0-0	DNP	0-0-0	1-3-4	1-0-1	
Hunter.....	1-0-1	0-0-0	0-0-0	0-0-0	3-1-4	2-2-4	1-1-2	1-0-1	3-1-4	0-0-0	7-0-7	
B. Jones.....	0-0-0	0-0-0	2-0-2	0-0-0	0-0-0	0-0-0	DNP	DNP	DNP	0-1-1	0-0-0	
R. Jones.....	1-1-2	2-1-3	2-0-2	0-1-1	0-4-4	2-0-2	0-1-1	0-0-0	1-1-2	0-0-0	2-0-2	
McBath.....	3-2-5	6-3-9	4-0-4	2-1-3	2-0-2	1-1-2	6-4-10	6-4-10	4-3-7	4-2-6	8-2-10	
Moore.....	0-0-0	0-0-0	1-0-1	0-0-0	0-1-1	0-0-0	0-0-0	1-0-1	0-1-1	0-3-3	1-0-1	
Parker.....	2-0-2	2-1-3	1-0-1	2-2-4	0-0-0	4-0-4	3-0-3	1-1-2	5-0-5	1-1-2	5-1-6	
Ratliff.....	1-2-3	1-3-4	1-0-1	2-1-3	0-0-0	3-0-3	1-0-1	2-0-2	0-1-1	1-3-4	1-0-1	
Riley.....	0-2-2	0-0-0	2-0-2	1-0-1	1-0-1	1-0-1	0-1-1	0-1-1	1-0-1	0-2-2	1-0-1	
Richardson.....	DNP	DNP	1-0-1	0-0-0	0-0-0	0-0-0	0-0-0	0-0-0	1-0-1	0-0-0	0-0-0	
Rowland.....	2-0-2	0-0-0	0-0-0	0-1-1	0-1-1	0-0-0	0-0-0	0-0-0	0-0-0	1-2-3	0-0-0	
Tillman.....	1-2-3	5-1-6	2-0-2	6-4-10	DNP	DNP	DNP	DNP	1-0-1	0-3-3	1-0-1	
Wall.....	0-0-0	2-1-3	1-0-1	7-4-11	4-1-5	4-2-6	4-1-5	0-2-2	5-1-6	1-2-3	5-0-5	
Whitlock.....	1-0-1	1-0-1	2-0-2	1-0-1	2-1-3	3-0-3	4-2-6	2-2-4	2-2-4	0-3-3	9-1-10	
B. Williams.....	2-1-3	1-1-2	3-1-4	2-0-2	2-2-4	1-2-3	2-2-4	5-4-9	1-1-2	2-2-4	2-1-3	
M. Williams.....	1-1-2	4-2-6	4-2-6	8-2-10	2-2-4	4-2-6	4-4-8	1-4-5	2-4-6	2-4-6	5-4-9	
P. Williams.....	2-3-5	5-4-9	9-1-10	5-3-8	2-0-2	2-2-4	3-0-3	3-2-5	2-2-4	4-6-10	1-3-4	
Yenzer.....	0-0-0	0-0-0	0-0-0	0-0-0	0-1-1	1-0-1	0-0-0	0-0-0	0-0-0	0-0-0	0-0-0	

STATISTICAL HIGHS AND LOWS

TEXAS TECH

Points Scored .....	75
Low .....	10
First Downs.....	34
Low .....	23
Rushing Plays.....	29
Low .....	7
Net Rushing Yards.....	111
Low .....	-9
Passes Attempted .....	69
Low .....	37
Passes Completed.....	50
Low .....	30
Had Intercepted .....	4
Low .....	0
Net Passing Yards.....	646
Low .....	397
Total Offensive Plays .....	88
Low .....	55
Total Net Offense .....	718
Low .....	388
Fumbles .....	3
Low .....	1
Fumbles Lost .....	2
Low .....	0
Penalties.....	16
Low .....	4
Penalty Yards.....	183
Low .....	20

TEXAS TECH INDIVIDUAL

Rushing Attempts .....	21	Woods vs. Texas A&M
Net Rushing Yards .....	93	Woods vs. Texas A&M
Rushing TDs.....	2	Woods, twice
	2	Crawford at Baylor
Pass Attempts .....	69	Harrell at Missouri
Pass Completions .....	48	Harrell vs. UTEP
Had Intercepted.....	4	Harrell, twice
Net Passing Yards.....	646	Harrell at Oklahoma St.
Passing TDs .....	6	Harrell at Rice
Receptions .....	15	Crabtree vs. UTEP
Receiving Yards .....	244	Crabtree at Rice
TD Receptions.....	3	Crabtree, five times
Punts .....	4	LaCour at SMU
Punt Average.....	51.7	LaCour at Baylor
Punts Inside 20 .....	2	LaCour vs. Texas A&M
Punt Returns.....	3	Morris, twice
	3	Amendola, twice
Punt Return Yards .....	73	Amendola vs. NW State
Kickoff Returns .....	6	L.A. Reed at Oklahoma St.
	6	Britton at Missouri
Kickoff Return Yards.....	138	Britton at Missouri
FG Attempts .....	3	Trlica, twice
FG Made.....	2	Trlica, twice
Interceptions.....	1	Charbonnet at SMU
	1	Hines at SMU
	1	Wall, five times
	1	McBath, twice
Interception Yards .....	11	Hines at SMU

TEXAS TECH INDIVIDUAL LONG PLAYS

Rushing .....	29	Crawford vs. Colorado
Passing .....	75	Harrell at Oklahoma St.
Reception.....	75	Crabtree at Oklahoma St.
Field Goal.....	51	Trlica vs. NW State
Punt .....	60	LaCour at Baylor
Punt Return.....	65	Amendola at Baylor
Kickoff Return.....	58	Britton vs. Iowa State
Interception Return .....	11	Hines at SMU

OPPONENT TEAM

Points Scored .....	59	Texas
Low .....	7	Three times
First Downs.....	33	Texas
Low .....	9	Northwestern State
Rushing Plays.....	62	Texas
Low .....	31	SMU
Net Rushing Yards.....	366	Oklahoma State
Low .....	15	Northwestern State
Passes Attempted .....	47	Baylor
Low .....	20	NW State, Missouri
Passes Completed.....	25	Baylor
Low .....	8	Northwestern State
Had Intercepted .....	2	SMU
Low .....	0	Three times
Net Passing Yards.....	268	Texas
Low .....	103	Northwestern State
Total Offensive Plays .....	94	Oklahoma State
Low .....	56	Northwestern State
Total Net Offense .....	610	Oklahoma State
Low .....	118	Northwestern State
Fumbles .....	4	Four times
Low .....	1	SMU, Oklahoma State
Fumbles Lost .....	2	Rice, Iowa State
Low .....	0	Four times
Penalties.....	11	Northwestern State
Low .....	3	Missouri, Colorado
Penalty Yards.....	94	Northwestern State
Low .....	30	Colorado

OPPONENT INDIVIDUAL

Rushing Attempts .....	25	Savage (Oklahoma St.)
Net Rushing Yards .....	130	Savage (Oklahoma St.)
Rushing TDs.....	3	Jackson (Missouri)
Pass Attempts .....	41	Szymanski (Baylor)
Pass Completions .....	25	Szymanski (Baylor)
Had Intercepted.....	2	Willis (SMU)
Net Passing Yards.....	268	McCoy (Texas)
Passing TDs .....	4	McCoy (Texas)
Receptions .....	8	Blythe (Iowa State)
	8	Cosby (Texas)
Receiving Yards .....	128	Blythe (Iowa State)
TD Receptions.....	2	Cosby (Texas)
Punts .....	9	Burton (NW State)
	9	Brandtner (Iowa State)
Punt Average.....	56.5	Crossett (Missouri)
Punts Inside 20 .....	3	Morstead (SMU)
	3	Brandtner (Iowa State)
Punt Returns.....	4	Sanders (SMU)
Punt Return Yards.....	24	Sanders (SMU)
	24	McElroy (Baylor)
Kickoff Returns .....	5	Rouse (UTEP)
Kickoff Return Yards.....	128	Henderson (SMU)
FG Attempts .....	3	Morstead (SMU)
FG Made.....	3	Morstead (SMU)
Interceptions.....	3	Wheatley (Colorado)
Interception Yards .....	43	Brown (UTEP)

OPPONENT INDIVIDUAL LONG PLAYS

Rushing .....	48	Robinson (Oklahoma St.)
Passing .....	57	Daniels (Missouri)
Field Goal.....	44	Eberhart (Colorado)
Punt .....	63	Crossett (Missouri)
	63	Epperson (Baylor)
Punt Return.....	16	McElroy (Baylor)
Kickoff Return .....	46	Henderson (SMU)
Interception Return .....	43	Brown (UTEP)

## STATISTICS

### LONGEST PLAYS (25+ YARDS) – TEXAS TECH

Yards	Opponent	Play/Situation/Result
75	OSU	Michael Crabtree 75-yard pass from Graham Harrell/3rd and 13/First Down
74	RICE	Michael Crabtree 74-yard pass from Graham Harrell/3rd and 8/Touchdown
69	TEXAS	Michael Crabtree 69-yard pass from Graham Harrell/First and 10/Touchdown
68	MIZZOU	Edward Britton 68-yard pass from Graham Harrell/1st and 10/Touchdown
65	BAYLOR	Danny Amendola 65-yard punt return
58	ISU	Edward Britton 58-yard kickoff return
54	TEXAS A&M	Michael Crabtree 54-yard pass from Graham Harrell/1st and 10/First Down
49	SMU	Danny Amendola 49-yard pass from Graham Harrell/2nd and 5/Touchdown
47	NWLA	Danny Amendola 47-yard punt return
47	TEXAS A&M	Michael Crabtree 47-yard pass from Graham Harrell/1st and 10/First Down
46	SMU	Edward Britton 46-yard kickoff return
42	SMU	Michael Crabtree 42-yard pass from Graham Harrell/1st and 10/Touchdown
41	RICE	Michael Crabtree 41-yard pass from Graham Harrell/1st and 10/First Down
41	OSU	Danny Amendola 41-yard pass from Graham Harrell/1st and 10/Touchdown
39	UTEP	Michael Crabtree 39-yard pass from Graham Harrell/2nd and 6/First Down
37	BAYLOR	Eric Morris 37-yard pass from Graham Harrell/1st and 10/Touchdown
38	RICE	Grant Walker 38-yard pass from Graham Harrell/3rd and 7/Touchdown
35	UTEP	Michael Crabtree 35-yard pass from Graham Harrell/2nd and 10/First Down
34	RICE	L.A. Reed 34-yard pass from Graham Harrell/1st and 10/First Down
34	NWLA	Michael Crabtree 34-yard pass from Graham Harrell/1st and 10/Touchdown
34	COLORADO	Michael Crabtree 34-yard pass from Graham Harrell/2nd and 5/First Down
33	TEXAS	Edward Britton 33-yard pass from Graham Harrell/First and 10/First Down
32	RICE	Michael Crabtree 32-yard pass from Graham Harrell/3rd and 18/First Down
32	ISU	Michael Crabtree 32-yard pass from Graham Harrell/2nd and 6/Touchdown
31	NWLA	Eric Morris 31-yard pass from Graham Harrell/4th and 6/First Down
31	NWLA	Danny Amendola 31-yard pass from Graham Harrell/2nd and 29/First Down
31	COLORADO	Eric Morris 31-yard pass from Graham Harrell/2nd and 6/Touchdown
30	OSU	Michael Crabtree 30-yard pass from Graham Harrell/3rd and 7/First Down
30	NWLA	Michael Crabtree 30-yard pass from Graham Harrell/1st and 10/Touchdown
30	NWLA	Aaron Crawford 30-yard pass from Taylor Potts/2nd and 24/First Down
29	UTEP	L.A. Reed 29-yard pass from Graham Harrell/1st and 13/First Down
29	RICE	Edward Britton 29-yard pass from Taylor Potts/3rd and 13/First Down
29	COLORADO	Aaron Crawford 29-yard rush/1st and 10/First Down
29	BAYLOR	Michael Crabtree 29-yard pass from Graham Harrell/1st and 10/First Down
28	TEXAS	Detron Lewis 28-yard kickoff return
28	NWLA	Adrian Reese 28-yard pass from Taylor Potts/3rd and 12/First Down
28	TEXAS A&M	Edward Britton 28-yard pass from Graham Harrell/1st and 10/Touchdown
28	TEXAS A&M	Shannon Woods 28-yard pass from Graham Harrell/1st and 10/First Down
27	OSU	Danny Amendola 27-yard pass from Graham Harrell/1st and 10/First Down
27	ISU	Lyle Leong 27-yard pass from Taylor Potts/3rd and 9/First Down
26	MIZZOU	Edward Britton 26-yard kickoff return
26	TEXAS	Michael Crabtree 26-yard pass from Graham Harrell/First and 10/Touchdown
25	RICE	Michael Crabtree 25-yard pass from Graham Harrell/1st and 10/Touchdown
25	OSU	Edward Britton 25-yard pass from Graham Harrell/1st and 10/First Down
25	NWLA	Shannon Woods 25-yard run/1st and 10/Touchdown
25	NWLA	Grant Walker 25-yard pass from Taylor Potts/1st and 10/First Down
25	TEXAS A&M	Kobey Lewis 25-yard pass from Graham Harrell/1st and 10/First Down
25	TEXAS	Michael Crabtree 25-yard pass from Graham Harrell/1st and 20/First Down

### LONGEST PLAYS (25+ YARDS) – OPPONENTS

Yards	Opponent	Play/Situation/Result
57	MIZZOU	Jeremy Maclin 57-yard pass from Chase Daniel/2nd and 4/Touchdown
54	OSU	B. Pettigrew 54-yard pass from Zac Robinson/1st and 10/Touchdown
48	OSU	Zac Robinson 48-yard rush/3rd and 20/Touchdown
47	RICE	Jarett Dillard 47-yard pass from Chase Clement/1st and 10/Touchdown
46	OSU	Kendall Hunter 46-yard rush/2nd and 5/Touchdown
41	UTEP	Joe West 41-yard pass from Trevor Vittatoe/2nd and 5/Touchdown
39	UTEP	Lorne Sam 39-yard pass from Trevor Vittatoe/4th and 7/First Down
39	ISU	Todd Blythe 39-yard pass from Bret Meyer/3rd and 12/First Down
38	UTEP	Joe West 38-yard pass from Trevor Vittatoe/3rd and 5/First Down
38	ISU	Todd Blythe 38-yard pass from Bret Meyer/3rd and 13/Touchdown
38	MIZZOU	38-yard interception return by Stryker Sulak/Touchdown
35	TEXAS	Jamaal Charles 35-yard rush/2nd and 3/First Down
34	TEXAS	Nate Jones 34-yard pass from Colt McCoy/3rd and 5/Touchdown
33	MIZZOU	Chase Coffman 33-yard pass from Chase Daniel/1st and 10/First Down
32	RICE	Chase Clement 32-yard rush/2nd and 10/First Down
31	COLORADO	Hugh Charles 31-yard rush/3rd and 2/Touchdown
31	COLORADO	Josh Smith 31-yard pass from Cody Hawkins/2nd and 7/First Down
28	OSU	Zac Robinson 28-yard rush/2nd and 6/First Down
26	SMU	Zack Sledge 26-yard pass from Justin Willis/1st and 10/First Down
25	UTEP	Terrell Jackson 25-yard rush/1st and 10/First Down
25	OSU	Adarius Bowman 25-yard pass from Zac Robinson/1st and 10/First Down
25	OSU	J. Broadway 33-yard pass from Seth Newton/2nd and 5/Touchdown
25	MIZZOU	Martin Rucker 25-yard pass from Chase Daniel/2nd and 7/First Down

SCORING DRIVES

TEXAS TECH

Opponent	No. of Plays	Total Yards	Drive Type	Time Score	Qtr/Time	Score	Drive Start
SMU	51	4:44	TD	1st/10:16	TT49		
SMU	8	2:41	TD	2nd/14:10	TT5		
SMU	13	5:57	TD	2nd/0:02	TT12		
SMU	5	1:50	TD	3rd/8:00	TT37		
SMU	7	2:00	TD	3rd/1:14	TT33		
SMU	5	1:01	TD	4th/12:24	SM11		
SMU	6	3:27	TD	4th/2:02	SM35		
UTEP	7	2:01	TD	1st/11:57	TT46		
UTEP	13	4:09	TD	2nd/0:49	TT20		
UTEP	7	0:52	FG	2nd/0:00	TT18		
UTEP	11	4:03	TD	3rd/10:57	TT21		
UTEP	8	3:08	TD	3rd/7:46	TT21		
UTEP	9	1:29	TD	4th/13:40	TT20		
UTEP	7	1:19	TD	4th/9:25	TT20		
Rice	7	2:53	TD	1st/12:07	TT10		
Rice	7	2:14	TD	1st/6:33	TT09		
Rice	6	2:03	TD	2nd/10:31	TT38		
Rice	3	1:22	TD	2nd/7:33	TT24		
Rice	7	3:00	TD	2nd/2:34	R35		
Rice	6	2:27	TD	3rd/11:30	R27		
Rice	5	1:30	TD	3rd/8:31	R30		
Rice	3	0:30	TD	4th/14:45	R46		
Rice	12	5:06	FG	4th/5:12	TT20		
OSU	6	1:27	TD	1st/13:33	TT31		
OSU	8	4:06	TD	1st/3:16	TT20		
OSU	11	4:02	TD	2nd/8:02	TT31		
OSU	7	2:24	TD	2nd/2:06	TT24		
OSU	10	1:15	TD	2nd/0:13	TT14		
OSU	3	0:35	TD	4th/11:50	TT44		
OSU	12	5:58	FG	4th/4:49	TT40		
NWLA	9	2:08	TD	1st/12:52	TT39		
NWLA	8	3:02	TD	1st/9:59	TT14		
NWLA	6	1:41	TD	2nd/13:13	TT25		
NWLA	8	3:33	FG	2nd/5:53	TT33		
NWLA	3	1:10	TD	2nd/2:12	TT50		
NWLA	1	0:06	TD	2nd/0:51	N11		
NWLA	4	1:42	TD	3rd/13:43	TT46		
NWLA	6	3:30	TD	3rd/8:01	N30		
NWLA	4	1:08	TD	3rd/4:43	TT49		
NWLA	7	1:16	TD	3rd/2:18	TT37		
NWLA	3	1:58	TD	4th/6:23	TT46		
ISU	4	1:17	TD	1st/7:19	I49		
ISU	4	0:49	TD	1st/2:42	I47		
ISU	4	1:11	TD	1st/0:21	TT29		
ISU	8	2:23	TD	3rd/13:47	TT19		
ISU	4	1:39	TD	4th/9:24	I29		
TAMU	9	2:48	TD	2nd/12:48	TT24		
TAMU	6	2:17	TD	2nd/8:48	TT41		
TAMU	6	0:56	TD	2nd/0:25	TT20		
TAMU	12	8:3	TD	4th/2:55	TT28		
TAMU	5	1:05	TD	4th/9:34	TT28		
MU	3	0:40	TD	2nd/6:39	TT20		
MU	5	1:5	FG	2nd/0:22	M43		
CU	12	4:06	FG	2nd/5:12	TT20		
CU	7	1:19	FG	2nd/0:00	TT31		
CU	5	1:30	TD	3rd/9:20	TT20		
CU	9	3:53	TD	3rd/0:07	TT29		
CU	17	4:14	TD	4th/2:08	TT20		
BU	4	0:40	TD	1st/7:07	TT22		
BU	10	4:23	TD	1st/1:05	TT22		
BU	8	1:09	FG	2nd/0:00	TT19		
BU	1	0:10	TD	3rd/12:22	BU17		
BU	10	3:51	TD	3rd/6:54	TT20		
BU	8	3:23	TD	3rd/2:12	TT34		
UT	8	3:19	FG	1st/6:56	TT39		
UT	10	3:34	TD	1st/12:28	TT20		
UT	5	2:01	TD	2nd/6:25	TT37		
UT	10	2:35	FG	2nd/1:17	TT29		
UT	2	0:25	TD	4th/11:48	UT39		
UT	5	1:36	TD	4th/5:21	TT26		
UT	1	0:22	TD	4th/1:01	TT31		

OPPONENTS

Opponent	No. of Plays	Total Yards	Drive Type	Time Score	Qtr/Time	Score	Drive Start	Scoring Play
SMU	9	32	2:23	FG	1st/7:53	SM49		Morstead 36-yard FG
SMU	11	62	3:38	FG	2nd/9:37	SM32		Morstead 35-yard FG
SMU	8	35	2:08	FG	4th/12:24	SM45		Morstead 37-yard FG
UTEP	13	75	5:24	TD	1st/5:24	UT25		Moturi 8-yard reception
UTEP	2	46	0:16	TD	1st/5:09	TT46		West 41-yard reception
UTEP	6	43	3:26	TD	1st/0:49	TT43		Thomas 2-yard rush
UTEP	12	91	5:37	TD	2nd/6:03	UT09		Thomas 3-yard rush
Rice	13	66	3:23	FG	1st/3:10	R26		Fangmeier 7-yard FG
Rice	13	65	4:30	TD	2nd/12:34	R35		Dixon 13-yard reception
Rice	5	80	1:36	TD	2nd/8:55	R20		Dillard 47-yard reception
Rice	9	82	4:27	TD	4th/10:18	R18		Ugokwe 7-yard run
OSU	13	71	6:11	TD	1st/7:22	O29		Savage 4-yard run
OSU	9	63	3:26	TD	2nd/14:50	O37		Bryant 5-yard pass
OSU	4	80	0:53	TD	2nd/12:04	O20		Hunter 46-yard run
OSU	10	80	3:32	TD	2nd/4:30	O20		Robinson 48-yard run
OSU	11	68	3:07	TD	3rd/1:15	O32		Robinson 3-yard run
OSU	2	38	0:51	TD	4th/12:25	TT38		Broadway 33-yard reception
OSU	1	54	0:12	TD	4th/1:37	O46		Pettigrew 54-yard pass
NWLA	6	75	--	TD	2nd/14:54	N25		Guice 18-yard reception
ISU	4	7	1:39	FG	2nd/0:26	TT20		Culbertson 30-yard FG
ISU	11	80	4:52	TD	4th/4:32	I20		Meyer 5-yard run
ISU	5	49	2:00	TD	4th/0:56	TT49		Blythe 38-yard reception
MU	12	58	4:48	FG	1st/2:13	M39		Wolfert 21-yard FG
MU	5	66	1:27	TD	2nd/5:05	M34		Jackson 1-yard run
MU	8	60	3:10	TD	3rd/7:34	M40		Jackson 3-yard run
MU	13	76	4:58	TD	4th/14:04	M24		Jackson 1-yard run
MU	2	63	0:52	TD	4th/9:36	M37		Maclin 57-yard reception
MU	7	33	3:01	FG	4th/4:40	M45		Wolfert 39-yard FG
CU	10	91	4:31	TD	1st/8:13	CU09		Charles 31-yard run
CU	12	75	5:01	TD	2nd/13:38	CU25		Greer 2-yard reception
CU	11	47	3:55	FG	3rd/11:05	CU26		Eberhart 44-yard FG
CU	13	75	5:20	TD	3rd/4:00	CU25		Charles 6-yard reception
BU	13	80	4:53	TD	4th/0:49	BU20		Whitaker 7-yard reception
UT	7	74	2:35	TD	1st/10:15	UT26		Shipley 18-yard reception
UT	13	75	5:54	TD	1st/1:02	UT25		McGee 1-yard run
UT	8	80	3:06	TD	2nd/9:22	UT20		McCoy 1-yard run
UT	3	32	0:56	TD	2nd/8:26	TT32		Charles 24-yard run
UT	17	86	6:51	TD	3rd/8:09	UT14		Cosby 20-yard run
UT	16	69	7:29	TD	3rd/12:13	UT23		Bailey 25-yard FG
UT	10	74	4:51	TD	4th/6:57	UT26		McCoy 22-yard run
UT	3	39	1:45	TD	4th/3:36	TT39		Jones 34-yard reception
UT	4	13	1:57	TD	4th/1:23	TT13		Cosby 14-yard reception

## STATISTICS

### THE LAST TIME IT HAPPENED...

#### Individual

Kickoff Return for TD	By Texas Tech:	Vincent Meeks at Oklahoma, 2002 (98 Yards)
	By Opponent:	Kerry Franks, Texas A&M, 2006 (99 Yards)
Punt Return for TD	By Texas Tech:	Danny Amendola at Kansas State, 2004 (90 Yards)
	By Opponent:	Chris McCranie, Georgia, 1993 (45 Yards)
Blocked Punt for TD	By Texas Tech:	Brandon Douglas vs. Indiana State, 2005 (Brandon Douglas 2-Yard Return)
	By Opponent:	Richard Washington, N.C. State, 2003 (0 Yards)
Interception Return for TD	By Texas Tech:	Antonio Huffman at Oklahoma, 2006 (54 Yards)
	By Opponent:	Jordon Dizon, Colorado, 2007 (42 Yards)
Fumble Return for TD	By Texas Tech:	Darcel McBath vs. Iowa State, 2007 (16 Yards)
	By Opponent:	Shawn Price, N.C. State, 2002 (35 Yards)
Blocked Punt	By Texas Tech:	Steven Harris vs. Northwestern State (2007)
	By Opponent:	Robert Henson, at TCU, 2006
Blocked Field Goal	By Texas Tech:	Aaron Hunt vs. N.C. State, 2002
	By Opponent:	Red Bryant, Texas A&M, 2007
Blocked Field Goal for TD	By Texas Tech:	Aaron Hunt vs. Oklahoma State, 2000 (Lawrence Flugence 79-Yard Return)
	By Opponent:	Ontei Jones, Oklahoma, 1998 (Daryl Bright 48-Yard Return)
100-Yard Rushing Game	By Texas Tech:	Shannon Woods vs. Minnesota, 2006 (109 Yards)
	By Opponent:	Jamaal Charles, Texas, 2007 (175 Yards)
200-Yard Rushing Game	By Texas Tech:	Shaud Williams vs. Colorado, 1999 (230 Yards)
	By Opponent:	Brad Smith, Missouri, 2003 (291 Yards)
300-Yard Passing Game	By Texas Tech:	Graham Harrell at Missouri, 2007 (397 Yards)
	By Opponent:	Paul Thompson, Oklahoma, 2006 (309 Yards)
400-Yard Passing Game	By Texas Tech:	Graham Harrell at Texas, 2007 (466 Yards)
	By Opponent:	Eli Manning, Mississippi, 2003 (409 Yards)
500-Yard Passing Game	By Texas Tech:	Graham Harrell vs. Texas, 2006 (519 Yards)
	By Opponent:	David Klingler, Houston, 1991 (533 Yards)
600-Yard Passing Game	By Texas Tech:	Graham Harrell at Oklahoma State, 2007 (646 Yards)
	By Opponent:	Never Happened
100-Yard Receiving Game	By Texas Tech:	Michael Crabtree at Texas, 2007 (195 Yards), Edward Britton at Texas, 2007 (116 Yards)
	By Opponent:	Todd Blythe, Iowa State, 2007 (128 yards)
200-Yard Receiving Game	By Texas Tech:	Michael Crabtree at Ok. State, 2007 (237), Danny Amendola at Ok. State, 2007 (233)
	By Opponent:	Keyshawn Johnson, USC, 1994 (222 Yards, 1995 Cotton Bowl)
60+ Yard Punt	By Texas Tech:	Jonathan LaCour at Baylor, 2007 (60 Yards)
	By Opponent:	Derek Epperson at Baylor, 2007 (63 Yards)
70+ Yard Punt	By Texas Tech:	Robert King vs. Texas A&M, 1993 (77 Yards)
	By Opponent:	Cody Freeby, Oklahoma, 2005 (73 Yards)
50+ Yard Field Goal	By Texas Tech:	Alex Trlica vs. Minnesota, 2006 (52 Yards, Insight Bowl)
	By Opponent:	Mason Crosby, at Colorado 2006 (56 and 53 Yards)
Three TDs-Game	By Texas Tech:	Michael Crabtree vs. Iowa State (2007)
	By Opponent:	Zach Abron, Missouri, 2003
Four TDs-Game	By Texas Tech:	Aaron Crawford at Baylor, 2007
	By Opponent:	Vince Young, Texas, 2004
Five TDs-Game	By Texas Tech:	Taurean Henderson vs. Kansas State, 2005
	By Opponent:	KeJuan Jones, Oklahoma, 2003
Three Rushing TDs-Game	By Texas Tech:	Shannon Woods vs. Minnesota, 2006
	By Opponent:	Jimmy Jackson at Missouri, 2007
Four Rushing TDs-Game	By Texas Tech:	Taurean Henderson vs. Texas A&M, 2005
	By Opponent:	Vince Young, Texas, 2004
Five Rushing TDs-Game	By Texas Tech:	James Gray vs. Rice, 1989
	By Opponent:	Brad Smith, Missouri, 2003
Three Passing TDs-Game	By Texas Tech:	Graham Harrell vs. Colorado, 2007
	By Opponent:	Bryan Cupito, Minnesota, 2006
Four Passing TDs-Game	By Texas Tech:	Graham Harrell at Texas, 2007
	By Opponent:	Colt McCoy, Texas, 2007
Five+ Passing TDs-Game	By Texas Tech:	Graham Harrell at Texas, 2007 (5)
	By Opponent:	Dustin Long, Texas A&M, 2002 (7)
Three Receiving TDs-Game	By Texas Tech:	Aaron Crawford at Baylor, 2007
	By Opponent:	Roy Williams, Texas, 2002

#### Team

30+ First Downs	By Texas Tech:	vs. Northwestern State, 2007 (31)
	By Opponent:	Texas, 2007 (33)
40+ First Downs	By Texas Tech:	vs. Sam Houston State, 2005 (40)
	By Opponent:	Has Not Happened
400+ Yards Rushing	By Texas Tech:	vs. Southwestern Louisiana, 1997 (453)
	By Opponent:	Missouri, 2003 (469)
300+ Yards Rushing	By Texas Tech:	vs. UTEP, 1998 (324)
	By Opponent:	Texas, 207 (308)
50+ Rushing Attempts	By Texas Tech:	vs. Texas, 1998 (55)
	By Opponent:	at Texas, 2007 (62)
Four Rushing TDs	By Texas Tech:	vs. Minnesota, 2006
	By Opponent:	at Texas, 2007
Five+ Rushing TDs	By Texas Tech:	vs. Sam Houston State, 2005 (5)
	By Opponent:	Texas, 2004 (5)

<b>350 Passing Yards</b>	<b>By Texas Tech:</b> .....at Missouri, 2007 (397)
	<b>By Opponent:</b> .....UTEP, 2006 (375)
<b>400+ Passing Yards</b>	<b>By Texas Tech:</b> .....at Texas, 2007 (466)
	<b>By Opponent:</b> .....Mississippi, 2003 (409)
<b>500+ Passing Yards</b>	<b>By Texas Tech:</b> .....vs. Northwestern State, 2006 (534)
	<b>By Opponent:</b> .....Houston, 1991 (533)
<b>600+ Passing Yards</b>	<b>By Texas Tech:</b> .....at Oklahoma State, 2007 (646)
	<b>By Opponent:</b> .....Never Happened
<b>60+ Pass Attempts</b>	<b>By Texas Tech:</b> .....vs. Colorado, 2007 (63)
	<b>By Opponent:</b> .....Houston, 1989 (63)
<b>70+ Pass Attempts</b>	<b>By Texas Tech:</b> .....vs. Kansas State, 2005 (72)
	<b>By Opponent:</b> .....Houston, 1991 (70)
<b>40+ Pass Completions</b>	<b>By Texas Tech:</b> .....vs. Colorado, 2007 (46)
	<b>By Opponent:</b> .....Has Not Happened
<b>50+ Pass Completions</b>	<b>By Texas Tech:</b> .....at SMU, 2007 (50)
	<b>By Opponent:</b> .....Has Not Happened
<b>Five+ TD Passes</b>	<b>By Texas Tech:</b> .....vs. Northwestern State, 2007 (7)
	<b>By Opponent:</b> .....Texas A&M, 2002 (7)
<b>500+ Yards of Total Offense</b>	<b>By Texas Tech:</b> .....at Baylor, 2007 (563)
	<b>By Opponent:</b> .....at Texas, 2007 (551)
<b>600+ Yards of Total Offense</b>	<b>By Texas Tech:</b> .....vs. Northwestern State, 2007 (628)
	<b>By Opponent:</b> .....at Oklahoma State, 2007 (610)
<b>700+ Yards of Total Offense</b>	<b>By Texas Tech:</b> .....at Oklahoma State, 2007 (718)
	<b>By Opponent:</b> .....Has Not Happened
<b>80+ Total Plays</b>	<b>By Texas Tech:</b> .....at Missouri, 2007 (84)
	<b>By Opponent:</b> .....at Baylor, 2007 (82)
<b>90+ Total Plays</b>	<b>By Texas Tech:</b> .....vs. Texas, 2005 (93)
	<b>By Opponent:</b> .....at Texas, 2007 (92)
<b>100+ Total Plays</b>	<b>By Texas Tech:</b> .....vs. Iowa State, 2003 (111)
	<b>By Opponent:</b> .....Has Not Happened
<b>70+ Points</b>	<b>By Texas Tech:</b> .....vs. Northwestern State, 2007 (75)
	<b>By Opponent:</b> .....Has Not Happened
<b>60+ Points</b>	<b>By Texas Tech:</b> .....vs. Southeastern Louisiana, 2006 (62)
	<b>By Opponent:</b> .....Missouri, 2003 (62)
<b>50+ Points</b>	<b>By Texas Tech:</b> .....at Rice, 2007 (59)
	<b>By Opponent:</b> .....at Texas, 2007 (59)
<b>40+ Points</b>	<b>By Texas Tech:</b> .....at Texas, 2007 (43)
	<b>By Opponent:</b> .....at Missouri, 2007 (41)
<b>No Turnovers</b>	<b>By Texas Tech:</b> .....at SMU, 2007
	<b>By Opponent:</b> .....TCU, 2006
<b>Safety Recorded</b>	<b>By Texas Tech:</b> .....vs. Northwestern State, 2007, snapped out of end zone on punt
	<b>By Opponent:</b> .....at Kansas State, 2004, Cumbie flagged for intentional grounding in end zone
<b>Shutout at Jones AT&amp;T Stadium</b>	<b>By Texas Tech:</b> .....vs. Southeastern Louisiana, 2006, 62-0
	<b>By Opponent:</b> .....vs. Arkansas, 1987, 31-0
<b>Shutout on the Road</b>	<b>By Texas Tech:</b> .....at Baylor, 2005, 28-0
	<b>By Opponent:</b> .....at Nebraska, 1997, 29-0
<b>100 Rusher/100 Receiver</b>	<b>By Texas Tech:</b> .....vs. Minnesota, 2006 (Shannon Woods [109 rush] and Joel Filani [162 receiving])
	<b>By Opponent:</b> .....Minnesota, 2006 (Amir Pinnix [179 rush] and Jack Simmons [134 receiving])
<b>Two 100-Yard Rushers</b>	<b>By Texas Tech:</b> .....vs. Lamar, 1988 (James Gray [113] and Clifton Winston [105])
	<b>By Opponent:</b> .....Texas, 2004 (Vince Young [168] and Cedric Benson [158])
<b>Two 100-Yard Receivers</b>	<b>By Texas Tech:</b> .....vs. Colorado, 2007 (Michael Crabtree [131] and Eric Morris [125])
	<b>By Opponent:</b> .....Baylor, 1998 (Morris Anderson [130] and D. Thompson [119])
<b>Two 200-Yard Receivers</b>	<b>By Texas Tech:</b> .....at Oklahoma State, 2007 (Michael Crabtree [237] and Danny Amendola [233])
	<b>By Opponent:</b> .....N/A
<b>Three 100-Yard Receivers</b>	<b>By Texas Tech:</b> .....vs. Kansas State, 2005 (Henderson [118], Hicks [105] and Johnson [107])
	<b>By Opponent:</b> .....Has Never Happened
<b>Intercepted Five+ Passes</b>	<b>By Texas Tech:</b> .....vs. Nebraska, 2004 (5)
	<b>By Opponent:</b> .....Oklahoma, 2003 (5)
<b>Intercepted Four Passes</b>	<b>By Texas Tech:</b> .....vs. Clemson, 2002
	<b>By Opponent:</b> .....Colorado, 2007
<b>Under 200 Yards of Total Offense</b>	<b>By Texas Tech:</b> .....at Texas, 1999 (160)
	<b>By Opponent:</b> .....Southeastern Louisiana, 2006 (189)
<b>Under 150 Yards of Total Offense</b>	<b>By Texas Tech:</b> .....vs. Miami, 1990 (93)
	<b>By Opponent:</b> .....Northwestern State, 2007 (118)
<b>Under 100 Yards Rushing</b>	<b>By Texas Tech:</b> .....at Baylor, 2007 (73)
	<b>By Opponent:</b> .....at Rice, 2007 (99)
<b>Under 50 Yards Rushing</b>	<b>By Texas Tech:</b> .....at Texas, 2007 (19)
	<b>By Opponent:</b> .....Baylor, 2002 (20)
<b>Negative Rushing Yards</b>	<b>By Texas Tech:</b> .....Texas, 2006 (-1)
	<b>By Opponent:</b> .....Kansas State, 1996 (-12)
<b>No Touchdown</b>	<b>By Texas Tech:</b> .....at TCU, 2006
	<b>By Opponent:</b> .....at SMU, 2007
<b>Offensive Two-Point Conversion</b>	<b>By Texas Tech:</b> .....at Baylor, 2005
	<b>By Opponent:</b> .....Texas, 2003
<b>35 Minutes of Possession</b>	<b>By Texas Tech:</b> .....vs. Iowa State, 2003 (36:15)
	<b>By Opponent:</b> .....at Texas, 2007 (40:12)
<b>Scored TD in Last Minute to Win</b>	<b>By Texas Tech:</b> .....at Texas A&M, 2006 (Robert Johnson 37-yard pass from Harrell)
	<b>By Opponent:</b> .....Oklahoma State, 2005
<b>Field Goal in Last Minute to Win</b>	<b>By Texas Tech:</b> .....vs. Texas A&M, 1997
	<b>By Opponent:</b> .....New Mexico, 2004
<b>Won on Two-Point Conversion</b>	<b>By Texas Tech:</b> .....vs. Texas, 1988
	<b>By Opponent:</b> .....SMU, 1961

## PLAYER SKETCHES

### **#20 Danny Amendola**

**Wide Receiver, 5-11, 177, Senior**

**The Woodlands, Texas (The Woodlands HS)**

Finished second on the team with eight catches for 82 yards at Texas ... 94 catches rank third in both the Big 12 Conference and the nation ... led all wide receivers with eight catches for 108 yards at Baylor ... performance against the Bears marked his fourth 100-yard receiving game of the season and first since Sept. 22 at Oklahoma State ... also had a 65-yard punt return against Baylor, the longest since his 90-yarder that went for a touchdown at Kansas State in 2004 ... 189 career catches tie him with former All-American Lloyd Hill for 6th place all-time in school history ... just the 11th receiver in school history to have recorded a 1,000-yard season ... tied for third on the team with seven catches for 57 yards against Colorado ... team's leading receiver at Missouri with 11 catches for 94 yards ... made six catches totaling 70 yards and his second touchdown in as many weeks against Texas A&M ... fourth quarter score moved him into a tie for 10th all-time in school history with 14 career touchdown receptions ... tied for the team lead with 10 catches for 92 yards and his fourth touchdown of the season early in the fourth quarter of Tech's 42-17 defeat of Iowa State ... added four catches for 71 yards to his season total against Northwestern State ... also returned three punts for a season-high 73 yards, including a 47-yarder in the first quarter against the Demons ... had a tremendous outing at Oklahoma State, establishing new career-highs in both catches (14) and receiving yards (233) and picking up his third touchdown of the season early in the fourth quarter ... 233-yard effort marked the seventh-highest single-game total in school history ... made four catches for 39 yards against Rice ... had his 36-yard punt return in the third quarter to give Tech the ball at the Owls 46-yard-line ... pulled in 12 passes for 101 yards and his second touchdown of the season against UTEP ... opened the season with 149 receiving yards on 10 catches in the season opener at SMU ... 49-yard second quarter touchdown marked his career-long reception.

### **#27 Edward Britton**

**Wide Receiver, 6-0, 183, Sophomore**  
**El Paso, Texas (Montwood)**

Had a career day at Texas, making seven catches for 116 yards and his fourth touchdown of the season against the Longhorns ... posted five catches for 69 yards at Baylor ... made a career-high seven catches for 62 yards, finding the endzone for the third consecutive week against Colorado ... scored for the second time in as many weeks on his career-long 68-yard second quarter reception that served as Tech's only touchdown at Missouri ... hauled in three passes for 39 yards and his first touchdown of 2007, a 28-yard strike from quarterback Graham Harrell in the second quarter against Texas A&M ... had his longest kickoff return of the season, a 58-yarder to open the second half against Iowa State ... set a new career-high with his 86-yard receiving effort that came on six catches at Oklahoma State ... totaled three catches for 36 yards and had one kickoff return for 19 yards in the home opener against UTEP ... returned two kickoffs against SMU, totaling 66 yards, including a 46-yarder to open the game that started the offense off at the Tech's 49-yard-line ... 46-yard return marked the longest kickoff return by a Red Raider since Johnnie Mack's 80-yarder on August 30, 2003 in the season opener versus SMU ... also caught two passes from the outside receiver position.

### **#10 Daniel Charbonnet**

**Safety, 5-11, 195, Junior**

**The Woodlands, Texas (The Woodlands)**

Matched his career-high and finished second on the defense with seven tackles at Baylor ... posted a career-high seven tackles (four solo) in increased duty at Missouri ... tallied four tackles (all solo) against Iowa State ... made one tackle and recovered a blocked punt at the 11-yard line to set up a touchdown against Northwestern State ... made four tackles (two solo) in the conference opener at Oklahoma State ... appeared on both special teams and in a reserve role at safety, making four solo tackles and registering the first interception of his college career to

set up Tech's final touchdown drive at SMU.

### **#35 Blake Collier**

**Linebacker, 6-2, 212, Sophomore**

**Justin, Texas (Northwest)**

Made two tackles including one and a half for loss and his first career sack at Baylor ... tallied two tackles and forced his first career fumble in punt coverage against UTEP ... made four tackles (three solo) including half a tackle for loss in the season opener at SMU, appearing on each of the Red Raiders coverage teams and also at weakside linebacker.

### **#5 Michael Crabtree**

**Wide Receiver, 6-3, 208, Freshman (RS)**

**Dallas, Texas (Carter)**

The nation's leading receiver, he made a team-high nine catches for 195 yards and two touchdowns at Texas ... 195-yard total was the most by a Tech receiver against Texas since Donnie Hart's 241-yard outing in 1996 ... leads the nation and the Big 12 in receptions (113), receiving yards (1707) and touchdowns (20) ... has had 52 receptions go for 15 or more yards ... was held under 100 yards receiving for just the second time this year, finishing with four catches for 61 yards at Baylor led the way once again with a 12-catch, 131-yard day against Colorado ... 19-yard third quarter touchdown catch against the Buffaloes broke former Red Raider Taurean Henderson's NCAA record for receptions by a freshman (98), his school record for single-season catches, and set a new Big 12 Conference record for touchdown grabs in a season (18) ... added 10 catches for 76 yards to his season total at Missouri, breaking the school record for single-season receiving yardage in just eight games (Joel Filani-1,300 in 2006) ... was held under 100 yards receiving for just the first time in his college career ... paced the team with his eight catch, 170-yard performance against Texas A&M ... despite being held out of the endzone for the first time this season, seven of his team-high eight receptions went for first downs against the Aggies ... broke the NCAA single-season freshman record for touchdown catches (14), with a three-touchdown effort against Iowa State ... torched the Cyclones for a team-high 10 catches and 154 yards ... finished the final non-conference contest against Northwestern State with eight catches for 145 yards and three touchdowns ... his final touchdown of the game also established a new single-season school record (14) and put Tech ahead 51-7 ... continued his spectacular rookie season with a 14-catch, 237-yard, three touchdown outing in the conference opener at Oklahoma State ... 237-yard output marked the fifth-highest single-game total in school history ... 75-yard first quarter reception against the Cowboys was his longest of the season ... named the Big 12 Offensive Player of the Week after his impressive 11-catch, career-high 244-yard (freshman school record), three touchdown receiving effort at Rice ... 74-yard touchdown catch in the second quarter was the Red Raiders longest scoring play since Filani's 76-yard score last November against Baylor ... improved on his debut outing at SMU by tying the single-game school record with 15 catches for 188 yards and two touchdowns against UTEP ... starred in his first collegiate game, leading the team with 12 catches, gaining 106 yards and scoring a team-high three touchdowns at SMU ... set a school record with 12 catches through the first three quarters of the game ... was on the receiving end of three consecutive touchdowns for Tech, stretching the score from 14-6 to 35-6.

### **#32 Aaron Crawford**

**Running Back, 5-11, 202, Freshman**  
**Memphis, Tennessee (Ridgeway)**

Started at tailback for the second consecutive week at Baylor and became the first true freshman to score four touchdowns in a game during the Mike Leach era ... led the team in receiving with 10 catches for 82 yards and two scores, also carrying the ball nine times, gaining 44 yards on the ground ... 10 catches against the Bears were the most by a Red Raider running back since Shannon Woods' 11-catch outing against Missouri in 2006, and his four scores were the most by a Tech back since Taurean

Henderson did it against Texas A&M in 2005.

### **#57 Brian Duncan**

**Linebacker, 6-2, 228, Freshman (RS)**

**Baton Rouge, Louisiana (Tara)**

Finished with seven tackles (four solo) at Texas ... tied for second on the defense with seven tackles at Baylor ... paced the defense for the second time this season, making eight tackles (six solo) including one for loss against Colorado ... made seven stops (five solo) at Missouri ... finished fourth on the defense with seven tackles (four solo), also registering a pass break-up and a hurry in Tech's 35-7 defeat of Texas A&M ... started for the second consecutive week and again led the defense with nine tackles (seven solo) in Tech's 42-17 defeat of Iowa State ... earned his first career start against Northwestern State and led the defense with five tackles (all solo) from the strongside linebacker position.

### **#49 Joe Garcia**

**Safety, 6-1, 222, Senior**

**Clovis, New Mexico (Clovis)**

The team's leading tackler on the season, he added five tackles (four solo) to his total at Texas ... he tallied six tackles at Baylor ... made seven stops (five solo) against Colorado ... finished tied for the team lead with 10 tackles (five solo), also picking up his first sack of the season at Missouri ... led the defense with a season-high 11 tackles (six solo) including one for loss against Texas A&M ... finished with five tackles (all solo) including one for loss and his first forced fumble of the season at Rice ... totaled seven tackles (four solo) including his first tackle for loss of the season against UTEP ... also picked up his first pass break-up of 2007 in coverage against the Miners ... led the way with six stops (four solo) in the season opener at SMU.

### **#6 Graham Harrell**

**Quarterback, 6-3, 203, Junior**

**Ennis, Texas (Ennis)**

The nation's leading passer, he torched the Texas defense for the second consecutive season, racking up 466 yards and five touchdowns on 36-of-48 attempts in Austin ... 466-yard effort was the 12th 400-yard passing game of his career ... currently leads the conference and the nation in total offense (436.6), completions (421), passing yards (4878) and touchdowns (43) ... is now within striking distance of just about every single-season school passing record ... has thrown for more than 400 yards in all but two games this season ... completed 37-of-46 attempts for 433 yards and three touchdowns at Baylor ... the Baylor game was the ninth start of his career in which he was able to avoid throwing an interception ... threw for 431 yards and three touchdowns, completing 46-of-62 attempts in Tech's 31-26 loss to Colorado ... completed 44 of his career-high 69 attempts for 397 yards and a touchdown at Missouri ... succeeded on 30-of-37 attempts for 425 yards and three touchdowns in Tech's 35-7 defeat of Texas A&M ... scored his third rushing touchdown of the season in the fourth quarter against the Aggies ... completed 36-of-43 attempts for 425 yards and four touchdowns against Iowa State ... 83.7% completion rate against the Cyclones set a new school record, besting the mark of 83.1% set by Kliff Kingsbury at Texas A&M in 2002 ... ranks second all-time behind Kingsbury in school history in both career passing yards, completions and passing touchdowns ... completed 26-of-40 pass attempts for 338 yards and five touchdowns in Tech's 75-7 dismantling of Northwestern State ... named the Big 12 Offensive Player of the Week for the second time in his career after throwing for a career-high with 646 yards, completing 46 of his 67 attempts for five touchdowns in the conference opener at Oklahoma State ... 646-yard output marked the seventh time in his career he has eclipsed the 400-yard plateau ... 646 yards marked the second-highest single-game total in school history and the fourth-highest in major college football history ... set a new career-high with six touchdown passes at Rice ... completed 28-of-37 attempts for 414 yards against the Owls ... racked up a career-high 48 completions against UTEP, finishing with 484 yards and four touchdown



passes in the home opener ... opened the season with an outstanding performance at SMU, completing 44-of-59 attempts for 419 yards and four touchdowns against the Mustangs.

**#91 Rajon Henley**  
**Defensive Tackle, 6-3, 265, Sophomore**  
**Galveston, Texas (Ball)**

Registered a career-high eight tackles (four solo) including half a tackle for loss at Missouri ... had five tackles (three solo) and two tackles for loss against Iowa State ... recorded his second sack of the season against the Cyclones ... added two tackles and the first sack of his young career at Rice ... made three tackles (two solo) and was credited with a quarterback hurry against UTEP ... made first career start on the interior defensive line and tallied two tackles including half a tackle for loss at SMU.

**#23 Anthony Hines**  
**Safety, 6-1, 212, Junior**  
**Denison, Texas (Denison)**

Had three tackles and broke up his third pass of the season against Colorado ... made three tackles and added a pass break-up against Northwestern State ... picked up four tackles (all solo) in Tech's conference opener at Oklahoma State ... had a very productive game in a reserve role at safety against SMU, making three tackles including one for loss and pulling in his first career interception late in the third quarter.

**#53 Daniel Howard**  
**Defensive End, 6-3, 238, Sophomore**  
**Wichita, Kansas (Butler County CC)**

Junior college transfer continues to perform in his first Division I season, appearing at both defensive end and on special teams for the Red Raiders ... finished with four tackles and a quarterback hurry against Baylor ... tallied three tackles (two solo) and registered half a sack against Iowa State ... totaled four tackles and half a sack against Northwestern State ... made two tackles, both of them for loss, including his first career sack at Rice ... third quarter sack also caused a fumble that Tech recovered at the Rice 49-yard-line.

**#83 Lyle Leong**  
**Wide Receiver, 6-1, 165, Freshman**  
**Abilene, Texas (Abilene)**

Hauled in two passes for 17 yards and his first career touchdown, an acrobatic nine-yard reception in the fourth quarter against Northwestern State ... had three catches for 35 yards at Rice ... made his collegiate debut at SMU, pulling in three catches for 43 yards in the second half of Tech's decisive 49-9 victory ... two of his three receptions came from the hand of quarterback Taylor Potts, a former high school teammate at Abilene High.

**#21 Kobey Lewis**  
**Running Back, 5-5, 173, Sophomore**  
**Abilene, Texas (Abilene)**

Caught a career-high five passes, gaining 20 yards against Colorado ... averaged close to 12 yards per touch against Texas A&M, carrying three times for 22 yards and setting a career-high with 61 yards on four catches ... carried a career-high seven times for 28 yards and his second touchdown of the season in the third quarter at Rice ... had seven carries for 26 yards and his first career touchdown on the game's opening drive against UTEP ... notched a career-high in rushing yards with 39 in Tech's defeat of SMU ... also a threat in the passing game, he finished with two catches, totaling 32 yards against the Mustangs.

**#7 Darcel McBath**  
**Safety, 6-1, 196, Junior**  
**Gainesville, Texas (Gainesville)**

Tied for the team lead with 10 tackles (eight solo) at Texas ... picked up five tackles (four solo) and his team-leading seventh pass break-up at Baylor ... made seven tackles (four solo) including half a tackle for loss against Colorado ... tied for the team lead with ten tackles (six solo) at Missouri ... placed second on the defense with 10 tackles

(six solo) and his team-leading sixth pass break-up against Texas A&M ... recorded two tackles, a pass break-up, and recovered his first fumble of the season, returning it 16 yards for a touchdown late in the second quarter against Iowa State ... return marked the first score of his career and put Tech ahead 27-0 ... made two tackles (both solo) and made his first interception of the season in the third quarter against Northwestern State ... interception was the fourth of his career ... tallied four tackles (all solo) at Rice ... tied linebacker Paul Williams for a team-best nine tackles (team-high six solo) against UTEP ... opened his second season as the starter at free safety with five tackles (three solo) and tied for the team-high with two pass break-ups at SMU.

**#12 Eric Morris**  
**Wide Receiver, 5-8, 174, Junior**  
**Shallowater, Texas (Shallowater)**

Continued his breakout season at Texas, registering eight catches for 58 yards and two touchdowns against the Longhorns ... is now tied with Kansas State's Jordy Nelson and Oklahoma's Malcolm Kelly for second in the Big 12 with his eight touchdown catches on the season ... made three catches for 56 yards and a touchdown at Baylor ... set new career-highs with 10 catches for 125 yards and his fifth touchdown of the season against Colorado ... finished second on the team with nine catches for 47 yards at Missouri ... added three catches for 42 yards and his fourth touchdown of the season against Texas A&M ... second quarter score was the first of the Red Raiders five unanswered touchdowns against the Aggies ... hauled in four catches for 93 yards against Iowa State ... 93-yard output marked the third-highest total of his career ... also returned two punts for 43 yards, including his season-long 34-yarder that setup Tech's second scoring drive of the first quarter against the Cyclones ... made two catches for 42 yards and caught a touchdown for the third consecutive week against Northwestern State ... also returned three punts for 25 yards against the Demons ... hauled in two passes for 16 yards and caught a touchdown for the second time in as many weeks at Oklahoma State ... had three catches, netting 12 yards and his first touchdown reception of the 2007 season late in the second quarter at Rice ... turned in another productive outing from the H-receiver position, making seven catches for 75 yards against UTEP ... also brought back two punts for 21 yards ... finished with seven catches for 70 yards in the season opener at SMU ... 70 receiving yards were good for third highest on the team and four of his seven catches resulted in first downs for the offense ... also returned three punts, netting 15 yards.

**#17 Chris Parker**  
**Cornerback, 5-11, 178, Senior**  
**Dallas, Texas (Sunset)**

Racked up a season-high six tackles (five solo) and his first sack of the season at Texas ... had five tackles (all solo) and his team-leading sixth and seventh pass break-ups of the season against Colorado ... made three tackles (all solo) and added a pass break-up against Texas A&M ... tallied four tackles (all solo) including his first tackle for loss of the season against Iowa State ... made one tackle and recovered his first fumble of the season at Rice ... registered three tackles (two solo) against UTEP ... the returning starter at cornerback, he made two tackles and provided strong coverage throughout the season opener at SMU.

**#15 Taylor Potts**  
**Quarterback, 6-5, 221, Freshman (RS)**  
**Abilene, Texas (Abilene)**

Entered the game for the first time in four weeks at Baylor, completing 7-of-13 pass attempts for 57 yards ... came on in the fourth quarter against Iowa State and completed 4-of-6 attempts for 35 yards ... appeared for the third time this season, completing 9-of-12 attempts for 196 yards and the first touchdown passes of his career in the third and fourth quarters against Northwestern State ... the first back-up quarterback at Tech to throw for three touchdown passes in a game since B.J. Symons did it against Baylor in 2003 ... completed six of his 11 pass

attempts for 67 yards at Rice in his second appearance of the season ... saw first collegiate action in the season opener after redshirting during the 2006 season ... the primary back-up at quarterback, he orchestrated the offense for the final two drives of the fourth quarter at SMU, completing 6-of-7 passes for 54 yards ... led a six-play scoring drive that culminated with Shannon Woods' five-yard touchdown run to make the score 48-9 ... found himself amongst familiar faces, completing two of his passes to former high school teammate Lyle Leong and handing off four times to another former Abilene High School product, Kobey Lewis.

**#98 Jake Ratliff**  
**Defensive End, 6-7, 247, Junior**  
**Lawton, Oklahoma (Eisenhower)**

Tallied a season-high four tackles at Baylor ... picked up three total tackles, a pass break-up and two quarterback hurries against Iowa State ... registered three tackles (two solo) including one for loss at Oklahoma State ... tallied four total tackles in the home opener against UTEP ... made three tackles and recorded his first sack of the season at SMU ... also tied safety Darcel McBath with two pass break-ups, knocking down a pair of passes at the line of scrimmage.

**#86 L.A. Reed**  
**Wide Receiver, 6-2, 201, Junior**  
**Conroe, Texas (Oak Ridge)**

Returned to the lineup at Baylor, making three catches for 21 yards ... had one reception for 11 yards and posted season-highs with six kickoff returns going for 95 yards at Oklahoma State ... made three catches, totaling 43 yards and returned two kickoffs for 44 yards at Rice ... finished with three catches for 56 yards against UTEP, highlighted by a sensational diving grab of a Graham Harrell pass on a crucial third down during Tech's opening drive of the second half ... also returned three kickoffs for 59 yards ... started the season opener at the 'X' receiver position after starting the final three games of 2006 ... matched his single-game career-high with four catches against the Mustangs, totaling 35 yards ... joined fellow receiver Edward Britton at kickoff returner, bringing back two kicks totaling 33 yards ... showed that he will again be a considerable force on coverage units this season for the Red Raiders, picking up two solo tackles, including a highlight reel hit on an SMU punt returner early in the second quarter.

**#30 Alex Trlica**  
**Placekicker, 5-11, 176, Senior**  
**Friendswood, Texas (Friendswood)**

Senior specialist converted field goal attempts from both 35 and 37 yards at Texas, passing former Red Raider Bill Adams (1977-79) for the all-time record in school history for career field goals made (now has 45) ... also made each of his three extra point attempts, extending his NCAA record for consecutive PATs to a perfect 225-for-225 for his career ... 225 extra point conversions now puts him one shy of tying the all-time NCAA record for career PATs ... succeeded on one of his three field goal attempts at Baylor, a 23-yarder in the 2nd quarter ... also connected on all five of his extra point attempts ... made two of his three field goal attempts against Colorado, hitting from both 30 and 48 yards ... made one of his two field goal attempts at Missouri, a 45-yarder before halftime ... connected on each of his five extra point attempts against Texas A&M ... also matched his season-high, pounding five of his six kickoffs into the endzone for touchbacks against the Aggies ... was good on each of his six extra points against Iowa State and passed James Gray (312) for sole possession of second-place in school history for career scoring with what is now 392 total points over his four seasons ... converted one of his two field goal attempts, a 51-yarder (the second-longest of his career) against Northwestern State and made a career-high ten extra points in Tech's 75-7 win over the Demons ... also put a season-high five kickoffs into the endzone for touchbacks against the Demons ... was one for two on field goals at Oklahoma State, hitting a 19-yarder to put Tech ahead 45-42 in the fourth quarter ... was

## CAREER HIGHS

successful on each of his six extra point attempts against the Cowboys ... converted his second field goal attempt of the season at Rice, a 39-yarder with 5:12 remaining in the fourth quarter ... now stands along in fifth place all-time on the school's career field goal list with 37 ... was good on all eight of his extra point attempts against the Owls ... succeeded on his first field goal attempt of the season, converting from 45-yards on the final play of the first half against UTEP ... also successful on each of his six extra point attempts against the Miners ... kicked off seven times in the home opener, tallying two touchbacks ... opened the season 7-for-7 on extra point attempts ... added kickoff duties to his list of responsibilities this year and kicked off eight times against SMU.

### #19 Grant Walker

**Wide Receiver, 6-0, 188, Senior  
Pflugerville, Texas (Pflugerville)**

Finished second on the team with six catches for his career-high 78 yards against Northwestern State ... made three catches for 29 yards at Oklahoma State ... picked up his second touchdown in as many weeks on a 38-yard catch and run on Tech's second drive of the first quarter at Rice ... lone reception against UTEP was an eight-yard touchdown in the fourth quarter, the first of his career ... caught two passes for 22 yards at SMU.

### #48 Paul Williams

**Linebacker, 6-2, 220, Senior  
Tyler, Texas (Lee)**

Led the defense with 10 tackles (four solo) including two for loss at Baylor ... added to his tackle total, collecting four of them against Iowa State ... made eight stops (five solo) at Oklahoma State ... led the defense with 10 tackles (nine solo), including two tackles for loss and his first sack of the season at Rice ... tied for the team lead with nine tackles (five solo), a forced fumble and a pass break-up in the home opener against UTEP ... opened the season at SMU with five tackles, including one for loss.

### #2 Shannon Woods

**Running Back, 5-11, 191, Junior  
McKinney, Texas (North)**

Notched a career-high with 21 carries, picking up a season-best 93 yards on the ground and scoring his eighth rushing touchdown of the season against Texas A&M ... also a factor in the passing game, he hauled in five catches for 33 yards against the Aggies ... now ranks 10th all-time in school history with 21 career rushing touchdowns ... has scored 26 total touchdowns in his career ... carried 10 times for 47 yards in Tech's 42-17 defeat of Iowa State ... was kept out of the endzone for the first time this season against the Cyclones ... totaled five carries for 45 yards and two rushing touchdowns against Northwestern State ... also finished with three catches, including a two-yard touchdown in the second quarter ... carried a season-high 12 times for 58 yards and his fifth rushing touchdown of the season at Oklahoma State ... also caught five passes for 32 yards against the Cowboys ... finished with nine carries for 75 yards and a touchdown at Rice ... also caught three passes for seven yards and his first receiving touchdown of the season against the Owls ... carried seven times, gaining 46 yards and scoring his third touchdown of the season against UTEP ... also finished fourth on the team with five catches against the Miners ... incumbent starter at running back opened the season with 10 carries for 45 yards and two touchdowns at SMU ... led all running backs nationally in receptions as a sophomore and opened 2007 with six catches against the Mustangs.

### DANNY AMENDOLA, WR/PR

Receptions: ..... 12 vs. UTEP (2007)  
Receiving Yards: ..... 149 at SMU (2007)  
Longest Reception: ..... 49 at SMU (2007)  
Receiving Touchdowns: ..... 2 vs. Florida Int'l (2005)  
2 at Iowa State (2006)  
Punt Returns: ..... 6 vs. SMU (2006)  
6 at TCU (2006)  
Punt Return Yards: ..... 133 vs. SE Louisiana (2006)  
Kick Returns: ..... 3 at Kansas (2004)  
Kick Return Yards: ..... 60 at Kansas (2004)

### EDWARD BRITTON, WR

Receptions: ..... 7 vs. Colorado (2007)  
7 at Texas (2007)  
Receiving Yards: ..... 116 at Texas (2007)  
Longest Reception: ..... 68 at Missouri (2007)  
Rushes: ..... 3 vs. SMU (2006)  
Rushing Yards: ..... 26 vs. SMU (2006)  
Kickoff Returns: ..... 6 at Missouri (2007)  
Kickoff Return Yards: ..... 138 at Missouri (2007)

### DANIEL CHARBONNET, S

Tackles: ..... 7 at Missouri (2007)  
Interceptions: ..... 1 at SMU (2007)

### AARON CRAWFORD, RB

Rushes: ..... 9 at Baylor (2007)  
Rushing Yards: ..... 44 at Baylor (2007)  
Rushing Touchdowns: ..... 2 at Baylor (2007)  
Receptions: ..... 10 at Baylor (2007)  
Receiving Yards: ..... 82 at Baylor (2007)

### MICHAEL CRABTREE, WR

Receptions: ..... 15 vs. UTEP (2007)  
Receiving Yards: ..... 244 at Rice (2007)  
Longest Reception: ..... 74 at Rice (2007)  
Receiving Touchdowns: ..... 3 at SMU (2007)  
3 at Rice (2007)  
3 at Oklahoma State (2007)  
3 vs. Northwestern State (2007)  
3 vs. Iowa State (2007)

### JOE GARCIA, SS

Tackles: ..... 13 at Texas A&M (2006)  
Tackles for Loss: ..... 2 at TCU (2006)

### GRAHAM HARRELL, QB

Completions: ..... 48 vs. UTEP (2007)  
Attempts: ..... 69 at Missouri (2007)  
Percentage: ..... 83.7 (36-of-43) vs. Iowa State (2007)  
Yards: ..... 519 vs. Texas (2006)  
Touchdown Passes: ..... 6 at Iowa State (2006)  
6 at Rice (2007)

### RAJON HENLEY, DT

Tackles: ..... 8 at Missouri (2007)  
Sacks: ..... 1 at Rice (2007)  
1 vs. Iowa State (2007)  
Tackles for Loss: ..... 2 vs. Iowa State (2007)

### LYLE LEONG, WR

Receptions: ..... 3 at SMU (2007)  
3 at Rice (2007)  
Receiving Yards: ..... 43 at SMU (2007)  
Longest Reception: ..... 21 at SMU (2007)

### KOBEY LEWIS, RB

Rushes: ..... 7 vs. UTEP (2007)  
7 at Rice (2007)  
7 at Baylor (2007)  
Rushing Yards: ..... 33 at SMU (2007)  
Rushing Touchdowns: ..... 1 vs. UTEP (2007)  
1 at Rice (2007)

### DARCEL McBATH, S

Tackles: ..... 10 at Missouri (2007)  
10 at Texas (2007)  
Interceptions: ..... 2 at UTEP (2006)  
Pass Breakups: ..... 3 at SMU (2007)

### ERIC MORRIS, IR

Receptions: ..... 9 at Missouri (2007)  
Receiving Yards: ..... 98 vs. SE Louisiana (2006)  
Receiving Touchdowns: ..... 2 at Texas (2007)  
Longest Reception: ..... 31 vs. Northwestern State (2007)  
Punt Returns: ..... 3 vs. Indiana State (2005)  
3 vs. Kansas State (2005)  
3 at Rice (2007)  
Punt Return Yards: ..... 43 vs. Iowa State (2007)  
Kick Returns: ..... 4 vs. Missouri (2006)  
Kick Return Yards: ..... 76 vs. Missouri (2006)

### CHRIS PARKER, CB

Tackles: ..... 7 at Oklahoma (2006)  
Pass Breakups: ..... 2 vs. Baylor (2006)

### JAKE RATLIFF, DE

Tackles: ..... 6 at TCU (2006)  
6 at Texas A&M (2006)  
Sacks: ..... 1, several times  
Tackles for Loss: ..... 2 at TCU (2006)  
Pass Breakups: ..... 2 at UTEP (2006)

### L.A. REED, IR

Receptions: ..... 4 vs. Indiana State (2005)  
4 at SMU (2007)  
Receiving Yards: ..... 60 vs. Indiana State (2005)

### KELLEN TILLMAN, LB

Tackles: ..... 8 at Iowa State (2006)  
Tackles for Loss: ..... 1.5 at Colorado (2006)  
Sacks: ..... 1 vs. UTEP (2007)

### ALEX TRILICA, PK

Extra Points: ..... 11 vs. Sam Houston State (2005)  
Field Goals: ..... 3 vs. Kansas (2005)  
3 at UTEP (2006)  
Points: ..... 14 vs. Sam Houston State (2006)  
14 vs. Southeastern Louisiana (2006)  
Longest Field Goal: ..... 52 vs. Minnesota (2006)

### GRANT WALKER, IR

Receptions: ..... 7 at Colorado (2006)  
Receiving Yards: ..... 93 vs. SE Louisiana (2006)

### JAMAR WALL, S

Tackles: ..... 7 at TCU (2006)

### BRANDON WILLIAMS, DE

Tackles: ..... 9 at Missouri (2007)  
Sacks: ..... 2 vs. Northwestern State (2007)

### PAUL WILLIAMS, LB

Tackles: ..... 10 at Rice (2007)  
10 at Baylor (2007)  
Tackles for Loss: ..... 2 at Rice (2007)

### SHANNON WOODS, RB

Rushes: ..... 19 vs. Minnesota (2006)  
Rushing Yards: ..... 125 vs. Baylor (2006)  
Yards Per Rush: ..... 12.5 (10-125) vs. Baylor (2006)  
Rushing Touchdowns: ..... 3 vs. Baylor (2006)  
3 vs. Minnesota (2006)  
Receptions: ..... 11 vs. Missouri (2006)  
Receiving Yards: ..... 78 at Colorado (2006)  
Kickoff Returns: ..... 5 at Texas (2005)  
Kickoff Return Yards: ..... 88 at Texas (2005)  
Long Kickoff Return: ..... 38 at UTEP (2006)