



OKLAHOMA

Kenny Mossman, Sr. Associate AD for Communications
 180 W. Brooks Suite 2525, Norman, OK 73019
 O: (405) 325-8231 | C: (405) 249-5891 | F: (405) 325-7623
 kmossman@ou.edu | www.SoonerSports.com

2007 OU SCHEDULE

09.01	NORTH TEXAS	FSN	6:10 p.m.
09.08	MIAMI (FLA.)	ABC	11 a.m.
09.15	UTAH STATE	PPV	2:30 p.m.
09.21	at Tulsa	ESPN2	7 p.m.
09.29	at Colorado	tba	tba
10.06	Texas (at Dallas)	tba	tba
10.13	MISSOURI	tba	tba
10.20	at Iowa State	tba	tba
11.03	TEXAS A&M	tba	tba
11.10	BAYLOR	tba	tba
11.17	at Texas Tech	tba	tba
11.24	OKLAHOMA STATE	tba	tba

All starting times are for site of game

OKLAHOMA COACHES

Bob Stoops (f)	Head Coach
Brent Venables (f)	Assoc. HC/DC/LB
Kevin Wilson (p)	OC/TE/FB
Bobby Jack Wright (p)	Asst HC/Co-DC/DB
Kevin Sumlin (f)	Co-OC/WR
Cale Gundy (f)	RC/RB
Josh Heupel (f)	QB
Jackie Shipp (f)	DL
Chris Wilson (f)	DE

Game location: f - field, p - press box

TELEVISION/FSN

Joel Meyers, play-by-play
 Dave Lapham, analyst
 Jim Knox, sideline



RADIO/SOONER NETWORK

Bob Barry, Sr., play-by-play
 Merv Johnson, analyst
 Trent Smith, sideline
 Michael Dean, producer
 Sirius Radio Channel 121



SOONERS OPEN 113TH FOOTBALL SEASON, DEFENDING BIG 12 CHAMPS HOST NORTH TEXAS



OKLAHOMA SOONERS

0-0 Overall
IN THE POLLS
 8 USA Today/Coaches
 8 Associated Press

LEADERS
 Rushing: A. Patrick
 169/76/1/4 TD
 Passing: J. Halzle
 1-2-0/15/0 TD
 Receiving: M. Kelly
 62/993/10 TD
 Tackles: N. Harris
 68 TT/7 TFL/4 INT



NORTH TEXAS MEAN GREEN

0-0 Overall
IN THE POLLS
 NA

LEADERS
 Rushing: J. Thomas
 181/668/2
 Passing: D. Meager
 53-100-6/517 yds/4TD
 Receiving: B. Jackson
 17/188/1 TD
 Tackles: A. Weathers
 78 TT/1 TFL/1 FR

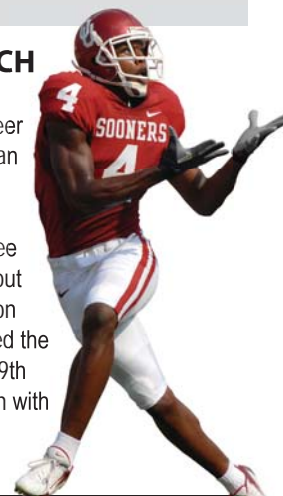
* 2006 stats denoting top returners.

SETTING THE SCENE

Date: Saturday, Sept. 1, 2007
 Location: Norman, Okla.
 Kickoff: 6:10 p.m.
 Stadium: Gaylord Family - Oklahoma Memorial
 Stadium Capacity: 82,112
 Game Sponsor: Arby's
 OU Student Giveaway: 5,000 t-shirts
 Pre-Game: Billy Sims statue unveiling, fly over
 Halftime: Pride of Oklahoma Marching

PLAYER TO WATCH

Junior receiver Malcolm Kelly reached 1,000 career receiving yards faster than any player in Oklahoma history. That's impressive considering that three Sooners started at wideout for NFL teams last season alone. Kelly, who crossed the 1,000-yard mark in his 19th game, enters this season with 95 grabs for 1,464 yards and 12 touchdowns.



THE GAME

Oklahoma begins its 113th season of football competition when it hosts North Texas. The Sooners are opening at home for the fifth consecutive season and for the eighth time in Bob Stoops' nine seasons.

THE SERIES

This marks the seventh meeting between OU and UNT. Oklahoma has won the previous six, all in Norman, including four season openers. The Sooners scored 37 points against the Mean Green in each of the last three meetings, including a 37-3 win in the most recent, Aug. 30, 2003.

THE COACHES

Oklahoma: Bob Stoops (Iowa '83) is 86-19 in his ninth season with the Sooners. He is 4-4 in bowls, 3-4 in January Bowls, 2-3 in BCS games, 49-10 vs. the Big 12, 27-7 vs. the Big 12 South, 22-3 vs. the Big 12 North, 3-1 in the Big 12 title game, 26-6 vs. non-conference opponents, 41-2 at home, 21-8 on the road, 14-8 on neutral fields and 22-7 vs. ranked opponents.
UNT: Todd Dodge (Texas '87) is in his first year as a college head coach.

THE PROGRAM

■ Oklahoma's all-time record stands at 768-292-53. ■ The Sooners own seven national championships (1950, 1955, 1956, 1974, 1975, 1985, 2000). ■ OU has 40 bowl appearances (No. 7 nationally) with 24 victories (No. 3 nationally). ■ Oklahoma has won 40 conference titles. ■ Since WWII, Oklahoma is the most successful college football program with 524 victories. ■ Some 142 All-Americans and four Heisman Trophy winners have come from the Oklahoma program.

DID YOU KNOW?

Oklahoma has held a double-digit lead in 87 of Bob Stoops' 105 games at Oklahoma.

OU MEDIA RELATIONS STAFF

Kenny Mossman* Sr. Assoc. Athletics Dir.
 E-mail kmossm@ou.edu
 Mike Houck Assoc. Media Relations Dir.
 E-mail mhouck@ou.edu
 Jared Thompson* Asst. Media Relations Dir.
 E-mail jaredthompson@ou.edu
 Craig Moran Asst. Media Relations Dir.
 E-mail cmoran@ou.edu
 Jessica Summers Asst. Media Relations Dir.
 E-mail jlsommers@ou.edu
 Debbie Copp Publications Coordinator
 E-mail dcopp@ou.edu

* denotes main football contacts

Office Phone 405.325-8231
 Office FAX 405.325.7623

Mailing Address
 OU Athletics Media Relations
 McCasland Center - OMS 2525
 180 W. Brooks
 Norman, OK 73019

BIG 12 TELECONFERENCE

This call is available to media only each Monday. To receive the parameters, contact Big 12 Conference office at 214.742.1212.

Here is the order of participants ...

- 10:00 -- Mark Mangino, Kansas
- 10:10 -- Bob Stoops, Oklahoma**
- 10:20 -- Mike Gundy, Oklahoma State
- 10:30 -- Ron Prince, Kansas State
- 10:40 -- Gary Pinkel, Missouri
- 10:50 -- Mike Leach, Texas Tech
- 11:00 -- Guy Morriss, Baylor
- 11:10 -- Dan McCarney, Iowa State
- 11:20 -- Mack Brown, Texas
- 11:30 -- Dennis Franchione, Texas A&M
- 11:40 -- Dan Hawkins, Colorado
- 11:50 -- Bill Callahan, Nebraska
- Noon -- Selected Student-Athletes

BIG 12 SATELLITE FEED

In cooperation with Fox Sports, the Big 12 provides a weekly highlights uplink each Tuesday from Aug. 29-Dec. 12 from 3:30-4:30 p.m CT. Coordinates are: Galaxy 3C, Transponder 21 (C Band), Frequency 4120 mhz (vertical).



GAME WEEK AVAILABILITY

Monday*	Tuesday*^#	Wednesday	Thursday	Friday
Bob Stoops on Big 12 Conference Call (10:10 a.m.) Players (offense) and coaches available for post-practice interviews (approx 6:15 p.m.).	Media luncheon (11:30 a.m.), East Side Stadium Club. Players (defense) and coaches available for post-practice interviews (approx. 6:15 p.m.).	Coaches only available for post-practice interviews (approx. 6:30 p.m.).	No availability	No availability.

* Some players have evening classes and are not available. ^Coach Stoops' radio show is Tuesday evenings and he generally has little if any post-practice availability that evening. # Players and coaches who appear at the media luncheon on not available after the Tuesday practice.

WEEKLY MEDIA LUNCHEON

Each Tuesday during the season OU hosts a media luncheon inside the Kerr McGee Stadium Club (east side) at Gaylord Family - Oklahoma Memorial Stadium. The luncheon begins at 11:15 a.m., with comments from the head coach of OU's opponent that week (by speaker phone if the coach is available). Lunch is served at 11:30 a.m., and OU head coach Bob Stoops steps to the podium at 12:05 p.m. A limited number of Sooner players are on hand for interviews.

CREDENTIALS

Requests for credentials are accepted online. To receive the link to the web site, e-mail Kenny Mossman at kmossm@ou.edu. Requests must be submitted by a sports director/editor at least eight days prior to the contest. Media attending games will have passes scanned and must show government issued photo identification upon entering the stadium. If the name on the credential and the photo ID do not match, the credential will be voided.

FOR MEDIA ONLY

The University of Oklahoma Athletics Media Relations office has opened a media-only website to assist in covering Sooner sports. The site is valuable for reporters, but also to desk personnel needing stock photographs or similar support. For information on accessing the site, contact Kenny Mossman.

PRACTICE

All practice sessions are closed to media and public unless otherwise posted. On days when post-practice interviews are conducted, media should gather outside the practice site 10-15 minutes before the workout is complete. Requests for interviews will be recorded at that time and members of the athletics media relations staff will escort media into the practice facility at the appropriate time.

INTERVIEWS

All interview requests should be submitted to the OU Athletic Media Relations Office ...

- **Head Coach** Bob Stoops will do general interviews following practice on Monday. All other requests must be submitted to Kenny Mossman.
- **Assistant Coaches:** The coaches are available after the Monday-Wednesday practices (coordinators who appear at the Tuesday luncheon are not available that day).
- **Players:** All interviews with players will take place at the media luncheon or after practice on Monday and Tuesday. Media should request players at least 24 hours in advance. Those who attend the media luncheon are not available after Tuesday's practice.
- **Post-Game:** The OU locker room is closed at all times. Head coach Bob Stoops and several Sooner players will be brought to designated areas. After home games, the interview area is the Switzer Center's Red Room, located under the south end zone grandstand.

TEAM COMPAISON

<i>Based on 2006 Statistics</i>	<i>OU</i>	<i>UNT</i>
Points Scored	30.3	12.8
Points Allowed	17.3	25.3
First Downs	19.8	18.9
Rushing Yards	177.1	117.0
Rushing Defense	98.7	149.3
Passing Yards	191.66	115.2
Passing Defense	188.4	189.1
Total Offense	368.7	232.2
Total Defense	287.1	338.4
Int. thrown/Opp Int. Thrown	11/18	19/6
Sacks by/Allowed	26/16	16/21
Kickoff Return Avg.	22.8	18.1
Punt Return Avg.	7.9	7.4
Fum. lost/Gained	22/14	10/8
Penalties	69-521	76-619

OU BY THE NUMBERS

- 71,000 - Season tickets holder for OU football.
- 24,038 - Combined population of the four towns that produced OU's four Heisman winners.
- 638 - Weeks OU has been ranked in the AP poll -- ranks No. 4 nationally, No. 1 in the Big 12
- 144 - National TV games that showed OU.
- 121 - Games OU scored 50 points.
- 95 - Weeks OU has been ranked No. 1 -- tied for the all-time lead with Notre Dame.
- 87 -- OU games coached by Bob Stoops during in which OU held double digit leads.
- 63 - National award winners produced by OU.
- 43 - Game in Stoops era won by 20 or more pts.
- 29 - OU seasons with 10 or more victories.
- 18 - Number of states represented on OU roster.
- 4 - Big 12 Championships (leads the league).

THANKS, MIKE

The media relations office extends a special thank-you to Mike Brooks. Mike, an employee of the United States Postal Service, resides in Blanchard, Okla., and possesses what is likely the most comprehensive statistical database on Sooner football. His assistance on game day and with other research is greatly appreciated.

THIS WEEK'S OPPONENT

- North Texas is under first-year college head coach and former Texas quarterback Todd Dodge. Dodge, most recently was a high successful coach at Carroll HS in Southlake, Texas, still ranks No. 9 on Texas' all-time list for passing yards (2,791) and touchdown passes (19). He played for the Longhorns from 1981-85 when UT was 2-2-1 against Oklahoma. Oklahoma can attest to the success of high school transitions -- Sooner women's basketball coach Sherri Coale came to OU from Norman HS.
- The Mean Green won't play at home until Sept. 22 when it hosts Florida Atlantic in a Sun Belt Conference game. Next week the squad will be at SMU.
- North Texas is located in Denton and has an enrollment of 33,500 students.

TIES WITH THIS WEEK'S OPPONENT

- There are five Okies on the Mean Green roster -- DE Blake Burruss from Oklahoma City, DB Robbie Gordon from Ardmore, DB Dominique Green from Lawton, DB Ellis Knight from Ardmore and K Steve Woodward from Tulsa.
- North Texas defensive line and special teams coach Robert Drake mentored OU kicker Garrett Hartley during Hartley's prep career at Southlake HS.
- UNT defensive coordinator and linebackers coach Ron Mendoza has ties to Oklahoma. He played the first two years of his college career at Cameron University in Lawton.
- OU offensive guard Brandon Walker was teammates with two UNT players at Coffeyville (Kan.) Community College. The two are DB Roy Loren and QB Wilson Woody.
- Former Oklahoma softball All-American Erin Evans is now an assistant softball coach at UNT. Evans started as an outfielder for the Sooners from 2000-03.

FOR OPENERS

- Oklahoma is 85-21-6 in season openers, including a 52-9-5 record in Norman.
- The Sooners saw a string of seven straight season-opening victories halted in 2005 with a 17-10 loss to TCU. Prior to that, OU had not lost an opener since a 24-0 setback to Northwestern at Chicago's Soldier Field in 1997. The last two openers OU lost at home both came to TCU, the other was in 1996, 20-7.
- Bob Stoops is 7-1 in openers, including a 6-1 mark on Owen Field. Oklahoma's six season-opening victories under its current head coach were won by an average score of 40-13.
- OU is 44-8-5 when playing its opener at Gaylord Family - Oklahoma Memorial Stadium.

STOOPS OPENERS

- 1999:** Josh Heupel set school records with five touchdown passes and 31 completions in Bob Stoops' first game, a 49-0 win over Indiana State.
- 2000:** The highest recorded temperature for an OU football game hit 106 degrees. Renaldo Works scored the first three touchdowns of his career in a 55-14 win over UTEP.
- 2001:** Big plays included an 88-yard kickoff return by Antwone Savage, a 47-yard interception return by Derrick Strait and a 12-yard fumble return by Rocky Calmus, all for TDs, as OU whipped North Carolina, 41-27.
- 2002:** Antonio Perkins, in his first game as punt returner, logged the third-longest return in OU history with a 91-yarder for a TD in a 37-0 win at Tulsa. Quentin Griffin rushed for 237 yards.
- 2003:** The first-game in the expanded stadium was also the first for Jason White after his second knee surgery. Jejuan Rankins became the second player in school history to score a touchdown on his first career reception. The Sooners thrashed North Texas, 37-3.
- 2004:** Kejuan Jones (148) and Adrian Peterson (100) both eclipsed the century mark in rushing yards in a 40-24 win over Bowling Green.
- 2005:** The No. 7-ranked Sooners lost three fumbles and dropped a 17-10 decision to a TCU team that would go on to post a mark of 11-1.
- 2006:** Adrian Peterson sprinted 69 yards with a short swing pass to score the final touchdown in Oklahoma's 24-17 victory over a stubborn UAB team. It was the only touchdown reception of Peterson's Sooner career.

South of the Border Success

Bob Stoops is 32-7 against teams from the state of Texas, including a 17-1 mark in Norman.

WATCH FOR THESE GUYS

Sooners on awards watch lists thus far ...

TE Brody Eldridge	Mackey Award
FS Nic Harris	Thorpe Award
K Garrett Hartley	Groza Award
CB Reggie Smith	Thorpe Award

ALL-TIME AP POLL LEADERS

A look at the teams that have been ranked the most times in the AP's weekly top 25 ...

Michigan	746
Ohio State	720
Notre Dame	705
OKLAHOMA*	645
USC	640
Nebraska	637
Texas	624
Alabama	605
Tennessee	550
Penn State	538

Oklahoma and Notre Dame are tied for most weeks at No. 1 (95).

ACTIVE OU STREAKS

106 - Games in which OU scored a touchdown.
55 - Televised games.
49 - Home sellouts.
8 - Seasons to a bowl game.
6 - Home games in which OU exceeded 30 pts.
5 - Years OU has had a 1st round NFL draft pick.
3 - Seasons with a 1,000-yard rusher.

TAKING A DIFFERENT POSITION

During Bob Stoops' tenure 14 players have moved from one position to earn a starting job at another. Eight of those moved from one side of the ball to the other. This team includes eight players who have switched positions since arriving at OU ...

	Began as	Became
Brody Eldridge	DE	TE
Lendy Holmes	WR	CB
Allen Patrick	DB	RB
Ian Pleasant	LB	FB
Brian Simmons	DL	OL
D.J. Wolfe	RB	SS
Dane Zaslav	LB	FB

THE SOONERS BRIEFLY

- Oklahoma was tabbed for a second-place finish in the Big 12's South Division in a preseason polling of league media. Defensive back Reggie Smith was named the league's preseason defensive player of the year.
- There are 34 players on this team with previous experience as a starter for OU. That's up from 10 from the same time last season.
- Last season, OU was 10-3 overall and 7-1 in the Big 12 South. The Sooners won their fourth Big 12 crown and 40th league title overall before advancing to the Tostitos Fiesta Bowl.

HOME FIELD HONCHOS

Oklahoma is 47-2 at Gaylord Family - Oklahoma Memorial Stadium under Bob Stoops and has won its last 11 in a row there and 31 of its last 32. During Stoops's tenure, which included home winning streaks of 19 and 17 games, OU has registered six shutouts on Owen Field.

TV, TV AND MORE TV

The last 55 Oklahoma games have been televised. A very small number of those were carried on a pay-per-view or tape-delayed basis, but the vast majority were either over the air or on cable through widely recognized networks.

NON-CONS

Bob Stoops is 29-8 vs. non-league foes, 24-4 in regular season non-league games and 20-1 in non-conference home games.

OKLAHOMA TACKLES FULL I-A SLATE AGAIN

Oklahoma has played exclusive Football Bowl Subdivision (formerly I-A) opposition since Bob Stoops' opener in 1999 (a 49-0 win over I-AA Indiana State). The entire 2007 schedule is comprised of FBS competition.

NOTEABLE RULES CHANGES

- Timing rules have reverted to 2005 standards.
- Kickoffs will occur from the 30-yardline unless relocated by penalty.
- These situations now added to reviewable instant replays -- series of downs, bench interference and whether a kicked ball was caught or muffed.

STOOPS ERA YIELDING RECORD-SETTING ATTENDANCE NUMBERS

With 507,366 in attendance for home games in 2006, Oklahoma has drawn 3,905,029 for Bob Stoops' 49 home games (started in 1999).

- All 49 have been sold out and the Sooners have prevailed 47 times.
- Last year's average home attendance of 84,561 was the largest in school history. The top seven seasons for OU home attendance have come on Stoops' watch.
- The crowd of 85,313 for the '06 Texas Tech game was the largest ever to see a sporting event in the state of Oklahoma.
- OU has exceeded its listed capacity of 82,112 in 23 consecutive games.



King Kelly

The impact of OU receiver Malcolm Kelly ...

NO. 1 IN OKLAHOMA RECORD BOOK

Most Receptions in a Game

11 vs. Texas Tech, 2006 (tied with two others)

Most Receiving Yards in a Quarter

134 vs. Middle Tennessee, 2006 (3 rec.)

Best Average Per Reception in a Game

(Min. 5 receptions)

32.8 yards vs. Middle Tennessee, 2006

Fastest to 1,000 Receiving Yards

19 games

Most Receiving Yards by a Sophomore

993 in 2006

Most Receptions by a Sophomore

62 in 2006

Most TD Receptions by a Sophomore

10 in 2006

Most Receptions, First Two Seasons

95, 2005-06

Most Receiving Yards, First Two Seasons

1,464, 2005-06

Most TD Receptions, First Two Seasons

12, 2005-06

NO. 2 IN OKLAHOMA RECORD BOOK

Most Receiving Yards in a Half

164 vs. Middle Tennessee, 2006

100-Yard Receiving Games, Season

5 in 2006

100-Yard Receiving Games, Career

6 in 2005-06

BIG 12 TITLE GAME RECORDS

Most Receptions in a Game — 10

Most Receptions in a Half — 6

Most Receiving Yards in a Game — 142

Most Receiving Yards in a Half — 102*

Most TD Receptions — 2

* indicates tied record

AND HE'S NOT ALONE

Other OU receivers last season

Juaquin Iglesias -- 14-514-2

Manuel Johnson -- 36-478-3

Fred Strong -- 9-73-0

Quentin Chaney -- 5-52-2

Adron Tennell -- 2-26-0

Joe Jon Finley* -- 19-241-3

Jermaine Gresham* -- 8-161-1

Brody Eldridge -- 3-18-0

* -- Tight end

^ -- Only senior on the list

ABOUT THE OFFENSE

■ Under Stoops, Oklahoma has produced its career leader in passing and receiving, while turning out the No. 3- and No. 4-ranked rusher in school history and the school record holder for single-season rushing.

■ OU has scored at least one touchdown in every game dating back to Nov. 7, 1998.

■ Under Stoops, OU has rushed for 200 yards 32 times, including 26 over the last four seasons.

■ Also under Stoops, OU has 103 touchdowns of 25-plus yards and 220 scoring drives that took less than two minutes.

■ OU's 2006 team missed perfect offensive balance by just 202 yards (2,682 passing, 2,480 rushing). The 2005 team missed it by just one yard and the 2003 squad was off by only 160.

BRADFORD GETS NOD AT QUARTERBACK

Three players competed through the spring and first three weeks of August before redshirt freshman Sam Bradford earned the starting job. His back-ups are junior Joey Halzle and true freshman Keith Nichol. Bradford is the 53rd QB at OU (dating back in records era to 1938) and the 20th to make his first start in an opener.

■ Bradford is a certified Cherokee Indian. His great, great grandmother (father's side) was Susie Walkingstick. Oklahoma is home to more Native Americans (250,000+) than any other state.

■ Bradford's father, Kent, was an offensive lineman at OU. He lettered in 1977 and 1978.

FIRST QB STARTS IN THE SEASON OPENER

■ The best passing total by a first-time OU starter was set by Josh Heupel in 1999 when the junior threw for 353 yards in a 49-0 win over Indiana State. He eclipsed Garrick McGee, another junior, who threw for 276 in a 30-29 victory over Syracuse in 1999.

■ The best passing total by a freshman QB in a season opener was 143 by Eric Moore in 1995 when the redshirt lifted OU to a 38-22 win over San Diego State.

■ OU is 14-5 when a quarterback makes his first career start in an opener.

■ Oklahoma has won 19 games and been to a pair of bowls over the last two seasons, yet neither time did it enter the campaign with a quarterback of much starting note. The 2005 season featured two that entered the season with no starts and the 2006 season featured a QB with one. OU has won four Big 12 titles with four different quarterbacks -- Josh Heupel (2000), Nate Hybl (2002), Jason White (2004) and Paul Thompson (2006).

O-LINE OF HISTORICAL PROPORTIONS

With an average height of nearly 6-5 (76.8 inches) and 316.6 pounds this is one of the biggest offensive lines in Oklahoma history. During the Stoops era (since 1999) this is the heaviest line. The 2004 line tipped the scales at 307.8 pounds. By height, this is the third-tallest line of the Stoops era. The 2002 and 2003 lines both measured 77.2 inches.

FILLING IN ON PHIL

At 6-8, Phil Loadholt is tied as the tallest football player on record at Oklahoma, and stands to be the tallest starter. The only previous player at 6-8 was Chris Watkins, recruited in 1988 from Amarillo (Texas) HS. Watkins lettered in 1991, but never started. There have been 17 OU players at 6-7 (for research, only measurements from a player's final season at Oklahoma were used).

FROSH QBS AND FIRST STARTS

Darrell Royal (true) 1946 vs. Nebraska
OU won, 27-6. It was his only start as a 22-year-old freshman.

Troy Aikman (true) 1984 vs. Kansas
OU lost, 28-11, in his only start as a freshman.

Jamille Holieway (true) 1985 vs. Iowa St.
OU won, 59-14. He was 8-0 as a freshman.

Charles Thompson (RS) 1987 vs. Missouri
OU won, 17-13. He was 2-1 as a freshman starter.

Steve Collins (RS) 1989 vs. New Mexico St.
OU won 73-3. He was 4-1 as a freshman starter.

Tink Collins (RS) 1989 vs. Kansas
OU won, 45-6. He was 3-2 as a freshman starter.

Cale Gundy (true), 1990 vs. Iowa State
OU lost, 33-31. He was 3-2 as a freshman starter.

Eric Moore (RS) 1995 vs. San Diego St.
OU won, 38-22. He was 5-5-1 as a freshman starter.

Justin Fuente (RS) 1996 vs. San Diego St.
OU lost, 51-31. He was 3-5 as a freshman starter.

Jake Sills (RS) 1998 vs. Iowa St.
OU won, 17-14. He was 3-1 as a freshman starter.

Rhett Bomar (RS) 2005 vs. Tulsa
OU won, 31-15. He was 8-3 as a freshman starter.

STOOPS ERA DEFENSIVE TD'S

2006

Marcus Walker 33-yard INT vs. Boise State
 Reggie Smith 42-yard INT vs. Baylor
 Zach Latimer 22-yard INT vs. Middle Tennessee

2005

Chijioke Onyenegecha 63-yd.INT vs. Neb.
 D.J. Wolfe 65-yd. INT vs. Kansas
 Clint Ingram 48-yd. INT vs. Tulsa

2004

Lance Mitchell 28-yd. FR vs. Kansas

2003

Eric Bassey 34-yd. INT vs. UCLA
 Jonathan Jackson 21-yd. INT vs. Texas
 Derrick Strait 17-yd. FR vs. Texas A&M

2002

Eric Bassey 45-yd. FR vs. Alabama
 Antonio Perkins 50-yd. INT vs. UTEP
 Michael Hawkins 45-yd. INT vs. UTEP
 Derrick Strait 75-yd. INT vs. Baylor

2001


Rocky Calmus 14-yd. FR vs. North Carolina
 Derrick Strait 47-yd. INT vs. North Carolina
 Cory Heinecke 69-yd. FR vs. Air Force
 Roy Williams 18-yd. FR vs. Kansas St.
 Teddy Lehman 2-yd. INT vs. Texas

2000

Roy Williams 35-yd. INT vs. UTEP
 Rocky Calmus 41-yd. INT vs. Texas
 Derrick Strait 32-yd. INT vs. Nebraska
 Torrance Marshall 41-yd. INT vs. TAMU
 J.T. Thatcher 85-yd. INT vs. Texas Tech

1999

Mike Woods 43-yd. INT vs. Oklahoma St.



D.J. Wolfe

ABOUT THE SOONER DEFENSE

- Oklahoma has forced at least one turnover in 94 of Bob Stoops' 105 games and has at least one interception in 70 of the last 92 games. The Sooners have multiple picks in 26 of their last 61 outings.
- Opponents completed 50 percent or more of their passes in less than half of their games against Stoops-coached OU teams -- 50 times in 105 games.
- Foes scored less than 14 points in 48 of the games.
- Oklahoma has nine shutouts under its current head coach. Opponents failed to score more than seven points 28 times and scored less than 14 in 53 games.
- Last season, only two of the 14 opponents reached their scoring average in games against Oklahoma and just two were able to exceed their average total yardage figure. After game three, only one team exceeded its scoring average and none met their yardage number.

OU IN THE NCAA STATS

Oklahoma consistently ranks among nation's best in the key NCAA statistics of total defense and scoring defense. Here is a look at those Sooner rankings under its current head coach ...
 2006: No. 16 in total defense (287.1), No. 20 in scoring defense (17.3)
 2005: No. 13 in total defense (306.7), No. 37 in scoring defense (23.1)
 2004: No. 13 in total defense (299.0), No. 11 in scoring defense (16.8)
 2003: No. 3 in total defense (259.6), No. 5 in scoring defense (15.3)
 2002: No. 10 in total defense (293.1), No. 6 in scoring defense (15.4)
 2001: No. 4 in total defense (262.8), No. 4 in scoring defense (13.8)
 2000: No. 8 in total defense (278.9), No. 7 in scoring defense (16.0)
 1999: No. 39 in total defense (344.4), No. 16 in scoring defense (18.4)

VERY HANDS-ON

Last year, Oklahoma defenders touched the ball 93 times in the form of 61 pass deflections, 18 interceptions and 14 fumble recoveries. Over a 14-game schedule, a Sooner defensive player touched the ball an average of 6.6 times per game and claimed 2.3 takeaways per game.
 ■ Players who accounted for 13 of the team's 18 interceptions last season return for 2007. The same is true for 11 of the 14 fumble recoveries.

STOOPS ERA STAPLE: RUN DEFENSE

Nineteen times, Bob Stoops-coached Oklahoma teams have held opponents under 40 rushing yards in a game. Four times the total has resulted in negative yards. Last season, thanks in part to five sacks, the Sooners limited Baylor to -48 yards on the ground. That was the best single-game rushing defense performance by any team in the nation in 2006 and the best by an Oklahoma team during the Stoops Era.
 ■ OU has ranked no worse than 23rd in national rushing defense over the last seven seasons. Three times in that span it ranked among the top 10 and six times it was among the top 20.

NOWHERE TO RUN		
<i>Best rush defense games Stoops era ...</i>		
Baylor	-48	2006
Texas Tech	-7	2001
Texas	-7	2000
Colorado	-4	2004
Kansas State	1	2004
Washington St.	4	2002
Kansas	11	2005
TexasTech	12	2002
Nebraska	16	2005
Iowa State	17	2002
Texas Tech	21	2000
Middle Tenn.	22	2006
Kansas State	22	2005
Texas A&M	22	2003
Baylor	26	2004
Texas	27	2001
Arkansas	37	2001

SECONDARY IMPROVEMENT WAS PRIMARY

Oklahoma made substantial improvement in the defensive secondary as a young group from 2005 remained relatively young in 2006, but much more experienced. In 2007, 10 of the 11 defensive backs who saw action, including six of the seven who drew starts, return. The only one who is not back is Jason Carter, who started one game last season. Here are some examples of how the defensive backs improved from 2005 to 2006 ...
 ■ In 2005, Oklahoma defensive backs accounted for 23 of 47 pass break-ups, or 48%. In 2006, that number jumped to 35 of 61 for 57%. In 2005, the Sooner secondary had six of the team's 13 interceptions for 46%. In 2006, it had 14 out of the 18 for 78%.

SPECIALTIES

A look at the special teams touchdowns and other notable special teams plays during the Stoops era ...

2006

- Juaquin Igelsias 88-yard KOR vs. Baylor (TD)
- Jason Carter blocked punt vs. Missouri (safety)
- Reggie Smith 61-yard PR vs. Middle Tenn. (TD)
- Jason Carter blocked punt vs. Washington

2005

- Faked FG vs. Nebraska with H Cody Freeby pitching to K Garrett Hartley for a six-yard rush (first down).
- Faked FG vs. Kansas with H Cody Freeby passing to Russell Dennison for four yards (first down).
- Faked punt vs. Texas with J.D. Runnels running six yards (first down).

2004

- Mark Clayton 50-yard PR vs. Oklahoma St. (TD)
- Antonio Perkins 51-yard PR vs. Houston (TD)

2003

- Trey DiCarlo recovered his own onside kick in the second quarter at Colorado.
- Antonio Perkins 69-yard PR vs. Missouri (TD)
- Mark Bradley 100-yard KOR vs. Iowa State (TD)
- Antonio Perkins three PR for TD (74, 84, 65) vs. UCLA
- Faked PAT vs. Fresno St. with Matt McCoy rushing, (2 pt.)
- Blake Ferguson 22-yard pass to Michael Thompson vs. Alabama, 2003 (first down, eventual TD)

2002

- Antonio Perkins 51-yard PR vs. Wash. St. (TD)
- Will Peoples recovered blocked punt vs. Texas Tech (TD)
- Terrance Simms recovered blocked punt vs. Iowa St. (TD)
- Chris Chester 14-yard pass from holder Matt McCoy vs. Missouri on a faked field goal (TD)
- Antonio Perkins 82-yard PR vs. UTEP (TD)
- Antonio Perkins 91-yard PR vs. Tulsa (TD)

2001

- K Tim Duncan 10-yard run vs. Texas A&M on a faked FG (TD)
- Hunter Wall 33-yard pass from Antwone Savage vs. Kansas State on a faked punt (TD)
- Antwone Savage 88-yard KOR vs. North Carolina (TD)

2000

- J.T. Thatcher 60-yard PR vs. Baylor (TD)
- J.T. Thatcher 66-yard PR vs. Arkansas St. (TD)

1999

- Brandon Daniels 89-yd. KOR at Notre Dame (TD)
- K Tim Duncan 4-yard pass from Patrick Fletcher vs. Texas on a faked FG (TD)
- Seth Littrell 41-yard run on a faked punt vs. Texas A&M (first down, eventual field goal)
- Jarrail Jackson 70-yard PR vs. Missouri (TD)
- J.T. Thatcher 81-yard PR vs. Okla. St. (TD)

ABOUT THE SOONER SPECIAL TEAMS

Oklahoma's special teams under Bob Stoops ...

- There have been 24 special teams TD, including 17 in the last 54 regular season games. Those 17 came via five different kinds of plays -- 10 punt returns, two faked field goals, two blocked punts, two kickoff returns and a faked punt. The special teams also own one safety in that span.
- In total, Oklahoma has returned six kickoffs and 14 punts for TDs on Stoops' watch (since 1999).
- The Sooners have blocked 20 kicks.

MANY HAPPY RETURNS

Information on returns during the Stoops era ...

- Kickoff Returns -- 48 returns of 25 yards or more with six touchdowns.
- Punt Returns -- 44 returns of 15 or more yards with 14 touchdowns.
- Interception Returns -- 59 returns of 10 or more yards with 17 touchdowns.
- Fumble Returns -- Three returns of 15 or more yards with three touchdowns.

GOT-R-COVERED

Opposing teams have found it difficult to return any kind of kick against Oklahoma.

- Over the last three seasons, Oklahoma's average rank in NCAA kickoff return coverage was 10th. Oklahoma's "worst" season-ending national ranking in that category came in 2005 (No. 15). The 2004 team ranked No. 4. Last season, the Sooners ranked 13th and gave up just 17.4 yards per return. The longest return by an opponent was 34 yards. Prior to Bob Stoops' arrival, opposing teams had averaged at least 22 yards per kickoff return in five straight seasons. Since he arrived, the best opposing average was 18.9 in 2001.
- Oklahoma has ranked among the top 10 in punt return defense in five of the last seven seasons. Last season, the team ranked No. 9 as opponents could muster just 4.2 yards per punt return. The longest punt return by an opposing player was 14 yards. The 2006 campaign marked the third in a row in which the Sooners held their opponents to less than 5.0 yards per punt return.

TWO-HEADED PUNTER

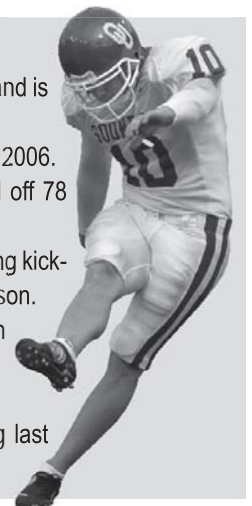
Oklahoma used two punters last season and both return.

- Michael Cohen handled the long kicks and averaged 41.0 yards on 51 attempts. He had a long of 75 yards and another of 72. Nine of his kicks traveled at least 50 yards and he spread those long boots over six games.
- Mike Knall kicked on a short field and averaged 39.7 yards per boot with nine of his 11 tries downed inside the 20. He had only one touchback.

SOONERS HAVE HART-LEY

K Garrett Hartley was one of three finalists for the Lou Groza Award and is on the watch list for that award again this year ...

- Hartley was 19-of-20 on field goals and 49-of-50 on PATs in 2006. His lone field goal miss was a blocked kick at Oregon. He kicked off 78 times with 31 touchbacks.
- His field goal made percentage of .950 was tops in the nation among kickers with at least 10 makes. He made his last 11 attempts of the season.
- Hartley ranked No. 20 nationally in field goals made per game with 1.36 and was No. 21 in scoring with 7.57 points per game.
- Hartley made a career-high four field goals at Oregon.
- Hartley has three career makes of 50 yards or longer. His long last season was 46 yards, which he accomplished twice.



OFFENSE

POS.	NO.	NAME	HT.	WT.	CL.	SGP	CGP	HOMETOWN
LT	79	Phil Loadholt	6-8	350	Jr.	-	-	Fountain, Colo.
	70	Cory Brandon	6-7	295	RFr.	-	-	Corsicana, Texas
LG	72	George Robinson*	6-5	330	Jr.	-	24	Atlanta, Ga.
	77	Sherrone Moore	6-3	297	Sr.	-	5	Derby, Kan.
C	50	Jon Cooper*	6-2	285	Jr.	-	21	Fort Collins, Colo
	63	Noah Hughey	6-3	270	So.	-	-	El Reno, Okla.
RG	73	Brandon Walker	6-3	306	Jr.	-	14	Detroit, Mich.
	74	Brian Simmons	6-4	305	So.	-	7	Raleigh, NC
RT	76	Brannndon Braxton <u>OR</u>	6-6	312	Jr.	-	18	Youngstown, Ohio
	71	Trent Williams	6-5	321	So.	-	11	Longview, Texas
TE	19	Joe Jon Finley**	6-6	265	Sr.	-	37	Arlington, Texas
	18	Jermaine Gresham <u>OR</u>	6-6	260	So.	-	14	Ardmore, Okla.
	83	Brody Eldridge	6-5	258	So.	-	14	La Cygne, Kan.
WR	4	Malcolm Kelly*	6-4	217	Jr.	-	25	Longview, Texas
	80	Adron Tennell	6-4	184	So.	-	12	Irving, Texas
WR	9	Juaquin Iglesias*	6-1	205	Jr.	-	26	Killeen, Texas
	8	Brandon Caleb	6-1	196	So.	-	10	Atlanta, Ga.
SL	1	Manuel Johnson	5-11	185	Jr.	-	22	Gilmer, Texas
	85	Ryan Broyles	6-0	170	Fr.	-	-	Norman, Okla.
QB	14	Sam Bradford	6-5	214	RFr.	-	-	Oklahoma City, Okla.
	15	Joey Halzle <u>OR</u>	6-3	208	Jr.	-	2	Huntington Beach, Calif.
	6	Keith Nichol	6-2	204	Fr.	-	-	Lowell, Mich.
FB	45	Dane Zaslav	6-1	240	Sr.	-	9	Edmond, Okla.
	34	Matt Clapp	6-2	244	Jr.	-	11	Phoenix, Ariz.
RB	23	Allen Patrick*	6-1	191	Sr.	-	23	Conway, S.C.
	29	Chris Brown <u>OR</u>	5-10	190	So.	-	5	Alexandria, La.
	7	DeMarco Murray	6-0	191	RFr.	-	-	Las Vegas, Nev.

DEFENSE

DE	33	Auston English	6-3	257	So.	-	2	Canadian, Texas
	95	Alan Davis <u>OR</u>	6-2	253	Jr.	-	16	Colleyville, Texas
	44	Jeremy Beal	6-4	254	RFr.	-	-	Carrollton, Texas
DT	96	DeMarcus Granger	6-3	300	So.	-	14	Dallas, Texas
	54	Tommy Taggart	6-3	285	Jr.	-	-	Euleuss, Texas
DT	93	Gerald McCoy	6-4	289	RFr.	-	-	Oklahoma City, Okla.
	90	Steven Coleman**	6-4	299	Sr.	-	37	Dallas, Texas
DE	98	John Williams	6-5	265	Sr.	-	9	Houston, Texas
	91	Alonzo Dotson	6-4	262	Sr.	-	15	Houston, Texas
SLB	16	Lewis Baker	6-2	210	Sr.	-	37	Carrollton, Texas
	51	Demario Pleasant**	6-2	240	Sr.	-	32	Lewisville, Texas
MLB	40	Curtis Lofton*	6-0	235	Jr.	-	25	Kingfisher, Okla.
	10	Mike Reed	6-1	250	Jr.	-	-	Vero Beach, Fla.
WLB	8	Ryan Reynolds	6-1	237	So.	-	9	Las Vegas, Nev.
	16	Lewis Baker**	6-2	210	Sr.	-	37	Carrollton, Texas
FCB	24	Marcus Walker	5-10	192	Sr.	-	25	Waco, Texas
	15	Dominque Franks	5-11	183	RFr.	-	-	Tulsa, Okla.
SS	25	D.J. Wolfe**	6-0	196	Sr.	-	38	Lawton, Okla.
	26	Brett Bowers	6-0	203	Jr.	-	8	Jacksonville, Fla.
FS	5	Nic Harris	6-3	226	Jr.	-	23	Alexandria, La.
	41	Darien Williams**	6-0	197	Sr.	-	30	Mesquite, Texas
BCB	3	Reggie Smith*	6-1	197	Jr.	-	26	Edmond, Okla.
	11	Lendy Holmes	6-1	196	Jr.	-	14	Dallas, Texas
NB	11	Lendy Holmes	6-1	196	Jr.	-	14	Dallas, Texas

SPECIALISTS

K	10	Garrett Hartley**	5-9	198	Sr.	-	39	Southlake, Texas
	17	Jimmy Stevens	5-6	170	Fr.	-	-	Oklahoma City, Okla.
P	31	Michael Cohen <u>OR</u>	6-0	205	Sr.	-	13	Houston, Texas
	13	Mike Knall	5-9	178	Jr.	-	8	Scottsdale, Ariz.
KR	9	Juaquin Iglesias*	6-1	205	Jr.	-	26	Killeen, Texas
	1	Manuel Johnson*	5-11	177	So.	-	22	Gilmer, Texas
KR	3	Reggie Smith*	6-1	197	So.	-	26	Edmond, Okla.
	11	Lendy Holmes	6-1	196	Jr.	-	14	Dallas, Texas
PR	3	Reggie Smith*	6-1	197	Jr.	-	26	Edmond, Okla.
	1	Manuel Johnson	5-11	185	Jr.	-	22	Gilmer, Texas
H	16	Hays McEachern*	5-11	180	Jr.	-	15	Austin, Texas
	1	Manuel Johnson	5-11	185	Jr.	-	22	Gilmer, Texas
LS	52	Derek Shaw	6-1	210	So.	-	14	Sand Springs, Okla.
	55	Kyle Johnson	6-3	230	So.	-	-	Konawa, Okla.

START CHART

Offense			
Player	2007	Streak	Career
Kelly (WR)	-	1	22
Iglesias (WR)	-	1	15
Finley (TE)	-	14	16
Cooper (C)	-	10	15
Robinson (LG)	-	14	14
B. Walker (RG)	-	14	14
Braxton (RT)	-	-	11
Eldridge (TE)	-	-	7
Gutierrez (RB)	-	-	3
M. Johnson	-	1	5
Patrick (RB)	-	-	5
Williams (RT)	-	7	7
Gresham (TE)	-	-	2
Pleasant (FB)	-	-	1
Strong (WR)	-	-	2
Brown (RB)	-	-	1

Defense

Player	2007	Streak	Career
Smith (SS/CB)	-	7	23
D. Williams (FS)	-	-	16
Wolfe (DB)	-	-	14
Bennett (DT)	-	-	13
M. Walker (DB)	-	11	13
Coleman (DT)	-	12	12
Harris (S)	-	5	12
Holmes (CB)	-	9	11
Baker (SS)	-	-	7
Pleasant (LB)	-	-	5
Lofton (LB)	-	3	5
Clayton (SS)	-	-	2

Specialists

Player	2006	Streak	Career
Hartley (K)	-	27	27
Shaw (LS)	-	14	14
Cohen (P)	-	4	11
Knall (P)	-	-	3

PRONUNCIATIONS

C.J. Ah You	I-U
Jacob Gutierrez	GOO-tee-air-ez
Joey Halzle	HALLZ-lee
Juaquin Iglesias	WAH-keen EE-glay-see-us
Mike Knall	NALL
Mossis Madu	Moses MUH-doo
Hays McEachern	mack-EECH-urn
Sherrone Moore	SHUH-rone
Adron Tennell	A-dron TUH-nell
Calvin Thibodeaux	TIB-uh-doh

STOOPS QUICKLY

Birthdate	Sept. 9, 1960
Hometown	Youngstown, Ohio
High School	Cardinal Mooney, '78
College	B.A., Marketing University of Iowa, '83
Family	wife, Carol daughter, Mackenzie twin sons, Drake and Isaac

COACHING HISTORY

1999-Present	Oklahoma, head coach
1996-98	Florida, Asst. Head Coach/Def. Coor.
1991-95	Kansas State, Co-Defensive Coor.
1989-90	Kansas State, Defensive Backs
1988	Kent State, Assistant Coach
1985-87	Iowa, Volunteer Coach
1981-84	Iowa, Graduate Asst. Coach

HONORS

2006 Consensus Big 12 Coach of the Year
2003 Bobby Dodd National Coach of the Year
2003 Walter Camp National Coach of the Year
2003 Woody Hayes National Coach of the Year
2003 AFCA Region IV Co-Coach of the Year
2003 Consensus Big 12 Coach of the Year
2002 AFCA Region IV Co-Coach of the Year
2001 Hula Bowl Head Coach
2000 Associated Press National Coach of the Year
2000 Walter Camp National Coach of the Year
2000 George Munger Award (Maxwell FC)
2000 Woody Hayes National Coach of the Year
2000 <i>Football News</i> Coach of the Year
2000 Consensus Big 12 Coach of the Year
2000 Eddie Robinson/FWAA Coach of the Year
2000 Bear Bryant Coach of the Year

STOOPS AT OKLAHOMA

Year	Record	Bowl
2006	10-3#	Fiesta
2005	8-4	Holiday
2004	12-1#	Orange
2003	12-2*	Sugar
2002	12-2#	Rose
2001	11-2	Cotton
2000	13-0!	Orange
1999	7-5	Independence

! -- National Champion, Big 12 Champion, Big 12 South Champion; # Big 12 Champion, Big 12 South Champion; * Big 12 South Champion

History is one tough customer at Oklahoma. The tradition, so rich and so long-standing, is as daunting as it is impressive. To be among the best at Oklahoma is to be among the best in college football.

Such dramatics are lost on Bob Stoops. The Sooner head coach befriended the would-be albatross of OU's successful past from his first day on campus and remains steadfastly focused on tomorrow and the championship it holds.

It falls then to the observers and experts of the game to define Stoops' impact. Rarely have the pundits had it so easy.

Under Stoops, Oklahoma has won 87 games (86-19), spent 69 consecutive weeks in the national rankings, played in seven bowl games, four of the BCS variety, and captured three Big 12 crowns. His 2000 team won the national championship. On a playing field leveled by scholarship limits and parity, this era stares down the Oklahoma standard and does not blink.

The achievement dulls the memory of what Stoops inherited. When he arrived in Norman, the proud Sooner program was five years removed from a winning record, four from bowl play. Those atypical days of angst are so forgotten now that they might as well be mentioned with the land rush and dust bowl.

Stoops has been characterized as a grounded family man, brilliant big-game coach, relentless recruiter, disciplined leader and a person with uncommon perspective. His success emanates from a disciplined style true to his roots in the Steel Valley of Ohio, but he is far from inflexible. The principles to which he holds are the tried and true axioms of the sport ... mixed with cutting edge strategy and an appreciation for the calculated risk.

During his time, OU has produced record-setting passers and receivers, three 1,000-yard rushers, suffocating defense and special teams

units that rank among the most dynamic in the land. Every facet has been impacted.

His players have snagged 16 national awards, including the 2003 Heisman Trophy won by Jason White. There have been 58 academic honorees, 53 All-Big 12 players, 22 All-Americans and 32 NFL draft choices.

Stoops has won a total of 10 national coach

of the year awards and has been Big 12 Coach of the year in three of his six campaigns in Norman.

This is one of the finest coaches in the history of one of college football's most storied traditions.

The son of a coach, Stoops was a four-year starter at Iowa. He began his coaching career in 1983 as a volunteer in the Hawkeye program under Hayden Fry. He worked through the ranks until he became co-defensive coordinator at Kansas State (1991-



95) during Bill Snyder's rein.

With the Wildcats, he played a key role in an impressive turnaround. During his final four seasons there, K-State was 35-12 with three bowl appearances. Eventually, he left for Florida and a three-year stint as Steve Spurrier's defensive coordinator. In 1996, he was part of a national championship team. It was with the Gators that the spotlight found Stoops and made him one of the hottest names in the profession.

Stoops, who was born Sept. 9, 1960, in Youngstown, Ohio, graduated from Iowa in 1983 with a degree in marketing. He and his wife, Carol, have three children: daughter, Mackenzie, and twin sons, Drake and Isaac.

STOOPS VS. RANKED FOES

Bob Stoops' teams are a sterling 25-10 against ranked opponents. His Sooners are 13-4 top 10 foes.

LEWIS BAKER

Tackles 9, Missouri, 2006
 Tackles for loss 1, twice
 Sacks 1, Kansas, 2005
 Fumble recoveries 1, Oregon, 2006

CORY BENNETT

Tackles 6, UAB, 2006
 Tackles for loss 1, several
 Sacks 1, twice

CHRIS BROWN

Rushes 24, Baylor, 2006
 Rushing yards 169, Baylor, 2006
 Rushing touchdowns 2, Texas Tech, 2006
 Longest rush 40, Texas Tech, 2006

KEENAN CLAYTON

Tackles 4, UAB, 2006
 Tackles for Loss 1, UAB, 2006
 PBU 1, UAB, 2006

MICHAEL COHEN

Punts 5, Oregon, 2006
 Punting Average 51.0 (3), Baylor, 2006
 Longest Punt 75, Texas A&M, 2006

STEVEN COLEMAN

Tackles 4, Texas, 2006
 Tackles for loss 2, Texas, 2006
 Sacks 1, twice, 2006

ALONZO DOTSON

Tackles 3, Baylor, 2006
 Tackles for loss 2, Baylor, 2006
 Sacks 2, Baylor, 2006

JOE JON FINLEY

Receptions 4, UAB, 2006
 Receiving yards 79, UAB, 2006
 Touchdown receptions 1, several
 Long reception 36, Washington, 2006

DEMARCUS GRANGER

Tackles 5, Texas A&M, 2006
 Tackles for loss 1, Oregon, 2006

JERMAINE GRESHAM

Receptions 1, several
 Receiving yards 41, Texas, 2006
 TD receptions 1, Middle Tennessee, 2006
 Long reception 41, Texas, 2006

JACOB GUTIERREZ

Rushes 30, Baylor, 2005
 Rushing yards 173, Baylor, 2005
 Rushing touchdowns 2, Baylor, 2005
 Receptions 2, twice
 Receiving yards 7, Texas, 2005

GARRETT HARTLEY

Field goals made 4, Oregon, 2006
 Field goals attempted 5, Oregon, 2006
 Long field goal 52, Texas, 2005
 PAT made 6, Colorado, 2004
 PAT attempted 6, Colorado, 2004

NIC HARRIS

Tackles 8, Oregon, 2006
 Tackles for loss 2, Washington, 2006
 Sacks 1, Kansas State, 2005
 Interceptions 2, Oregon, 2006

LENDY HOLMES

Tackles 8, Texas A&M, 2006
 PBU 3, Missouri, 2006
 Interceptions 1, Missouri, 2006

JUAQUIN IGLESIAS

Receptions 5, Oregon, 2005
 Receiving yards 85, Oregon, 2005
 TD receptions 1, three times
 Long reception 34, twice, 2005
 Longest kickoff return 88, Baylor (TD), 2006

MANUEL JOHNSON

Receptions 6, twice
 Receiving yards 87, Texas Tech, 2006
 Touchdown receptions 1 several
 Long reception 55, Oklahoma State, 2005

MALCOLM KELLY

Receptions 11, Texas Tech, 2006
 Receiving yards 164, Middle Tennessee, 2006
 TD receptions 2, twice
 Long reception 73, Middle Tennessee, 2006

MIKE KNALL

Punts 2, several
 Punting Average 40.5, Missouri, 2006
 Longest Punt 45, Missouri, 2006

CURTIS LOFTON

Tackles 7, Texas A&M, 2006
 Tackles for Loss 1, several
 Forced Fumble 1, Middle Tennessee

ALLEN PATRICK

Rushes 35, twice, 2006
 Rushing yards 173, Texas A&M, 2006
 Rushing touchdowns 1, several
 Receptions 2, Kansas, 2005
 Receiving yards 12, Baylor, 2005
 Kickoff returns 2, Texas A&M, 2005
 Longest kickoff return 22, Texas A&M, 2005

DEMARRIO PLEASANT

Tackles 10, UCLA, 2005
 Tackles for Loss 2, UCLA, 2005
 Fumble recoveries 1, twice

REGGIE SMITH

Tackles 7, Oregon, 2006
 Sacks na
 Fumble recoveries 1, Baylor, 2005
 Interceptions 2, Baylor, 2006
 Longest Interception Return 52 yards, Baylor, 2006
 PBU 2, twice
 Punt returns 6, UAB, 2006
 Longest punt return 62, Washington, 2006

FRED STRONG

Receptions 4, Washington, 2006
 Receiving yards 45, Washington, 2006
 Long reception 25, Washington, 2006

ADRON TENNELL

Receptions 1, twice
 Receiving yards 15, Nebraska, 2006
 Long reception 15, Nebraska, 2006

MARCUS WALKER

Tackles 5, twice
 PBU 4, Oregon, 2006
 Interceptions 1, several
 Longest INT Return 19, Texas A&M, 2006

DARIEN WILLIAMS

Tackles 13, Washington, 2006
 Tackles for loss 2, Iowa State, 2006
 Sacks 2, Iowa State, 2006
 Fumbles forced 1, UAB, 2006
 Fumble recovered 1, Oregon, 2006
 PBU 1, Washington, 2006
 Interceptions 1, Iowa State, 2006
 Longest INT Return 35 yards vs. Iowa State, 2006

D.J. WOLFE

Tackles 12, Tulsa, 2005
 Interceptions 1, Kansas, 2005
 Longest INT return 65 (TD), Kansas, 2005
 TFL 2, Tulsa, 2005
 Sacks 1, Tulsa, 2005
 Fumbles forced 1, Tulsa, 2005
 Fumbles recovered 1, UAB, 2006

OKLAHOMA INDIVIDUAL

Rushed for 100 yards
 163, Allen Patrick vs. Oklahoma State, 11/25/06
 Rushed for 200 yards
 211, Adrian Peterson vs. Oregon, 9/16/06
 Passed for 200 yards
 233, Paul Thompson vs. Boise State, 1/1/07
 Passed for 300 yards
 309, Paul Thompson vs. Texas Tech, 11/11/06
 Passed for 400 yards
 429, Josh Heupel at Louisville, 9/25/99
 Had 100 yards receiving
 120, Jaquin Iglesias vs. Boise State, 1/1/07
 Returned a punt for a touchdown
 Reggie Smith vs. Middle Tennessee, 9/23/06 (61 yds)
 Returned a kickoff for a touchdown
 Jaquin Iglesias, vs. Baylor, 11/18/06 (88 yards)
 Returned an interception for a touchdown
 Marcus Walker vs. Boise State, 1/1/07 (33 yds)
 Returned a fumble for a touchdown
 Lance Mitchell vs. Kansas, 10/23/04 (28 yards)
 Returned a blocked field goal for a touchdown
 Darryl Bright vs. Texas Tech, 11/21/98 (48 yards)
 Returned a blocked punt for a touchdown
 Will Peoples vs. Texas Tech, 11/23/02
 Rushed for three touchdowns
 3, Adrian Peterson vs. Middle Tennessee, 9/23/06
 Threw three touchdown passes
 3, Paul Thompson vs. Middle Tennessee, 9/23/06
 Caught three touchdown passes
 3, Mark Bradley at Oklahoma State, 10/30/04
 Kicked three field goals
 4, Garrett Hartley vs. Oregon, 9/16/06
 Had a 70-yard run from scrimmage
 84, Adrian Peterson vs. Oklahoma State, 11/26/05
 Had a 70-yard pass completion
 73, Thompson to Kelly vs. Middle Tennessee, 9/23/06
 Had 20 tackles
 22, Rocky Calmus at Colorado, 10/30/99
 Had 50-yard field goal
 52, Garrett Hartley vs. Texas, 10/15/05
 Had a 70-yard punt
 72, Michael Cohen vs. Baylor, 11/18/06

OKLAHOMA TEAM

400 yards rushing
 411 vs. Louisville, 9/27/97
 300 yards rushing
 302 at Baylor, 11/20/04
 400 yards passing
 413 vs. Nebraska, 11/13/03
 300 yards passing
 309 vs. Texas Tech, 11/11/06
 500 yards total offense
 509 at Texas A&M, 11/12/05
 30 first downs
 33 vs. Texas A&M, 11/8/03
 50 points
 59 vs. Middle Tennessee, 9/23/06
 Scored a safety
 vs. Baylor, 11/18/06
 Posted a shutout
 59-0 vs. Middle Tennessee, 9/23/06
 Held an opponent under 100 yards rushing
 84 vs. Nebraska, 12/02/06
 Held an opponent under 100 yards passing
 63 vs. Texas A&M, 11/4/06
 Held an opponent between 100 & 200 total yards
 140 vs. Baylor, 11/18/06
 Held an opponent under 100 total yards
 95 vs. Middle Tennessee, 9/23/06
 Blocked a punt
 vs. Missouri, 10/28/06
 Blocked a field goal
 vs. Oregon, 9/18/04
 Blocked an extra point attempt
 at Colorado, 10/16/03

OPPONENT INDIVIDUAL

Rushed for 100 yards
 101, Ian Johnson, Boise State, 1/1/07
 Rushed for 200 yards
 213, Brad Smith, Missouri, 10/5/02
 Passed for 200 yards
 262, Jared Zabransky, Boise State, 1/1/07
 Passed for 300 yards
 341, Dennis Dixon, Oregon, 9/19/06
 Passed for 400 yards
 454, Steve Walsh, BYU, 12/29/94
 Had 100 yards receiving
 177, Jaison Williams, Oregon, 9/16/06
 Returned a punt for a touchdown
 80, Jeremy Bloom, Colorado, 12/7/02
 Returned a kickoff for a touchdown
 98, Shaun Rochon, Baylor, 10/22/05
 Returned an interception for a touchdown
 54, Antonio Huffman, Texas Tech, 11/11/06
 Returned a fumble for a touchdown
 Braealon Davis, Baylor, 2006 (56 yards)
 Returned a blocked punt for a touchdown
 Lance Taylor, Alabama, 9/7/02 (8 yards)
 Rushed for three touchdowns
 3, Eli Roberson, Kansas State, 9/29/01
 Threw three touchdown passes
 3, Jared Zabransky, Boise State, 1/1/07
 Caught three touchdown passes
 3, Steve Smith, USC, 1/04/05
 Kicked three field goals
 3, Layne Neumann, Texas A&M, 11/4/06
 Had a 70-yard run from scrimmage
 80, Jammal Charles, Texas, 10/8/05
 Had a 70-yard pass completion
 73, Allen Webb to Jordy Nelson, KSU, 10/1/05
 Had a 50-yard field goal
 51, Justin Medlock, UCLA, 9/17/05

OPPONENT TEAM

400 yards rushing
 409, Nebraska, 11/1/97
 300 yards rushing
 314, Colorado, 10/16/93
 400 yards passing
 485, Baylor, 12/29/94
 300 yards passing
 343, Oregon, 9/16/06
 500 yards total offense
 501, Oregon, 9/16/06
 30 first downs
 30, Iowa State, 11/13/99
 50 points
 55, USC, 1/4/05
 Scored a safety
 Iowa State, 10/14/06
 Posted a shutout
 29-0, Texas A&M, 11/7/98
 Held OU under 100 yards rushing
 77, Texas, 10/8/05
 Held OU under 100 yards passing
 77 vs. Oklahoma State, 11/25/06
 Held OU under 200 total yards
 171 vs. Texas, 10/8/05
 Blocked a punt
 Fresno State, 9/13/03 (twice)
 Blocked a field goal attempt
 Oregon, 9/16/06

OU SITUATIONAL STATS

Playing at home..... 0-0
 Playing on the road..... 0-0
 Playing on a neutral field..... 0-0
 Playing at night..... 0-0
 Playing during the day..... 0-0
 OU scores on first possession..... 0-0
 Opponent scores on first possession..... 0-0
 OU scores first..... 0-0
 Opponent scores first..... 0-0
 OU leads after 1st quarter..... 0-0
 Opponent leads after 1st quarter..... 0-0
 Teams are tied after 1st quarter..... 0-0
 OU leads at halftime..... 0-0
 Opponent leads at halftime..... 0-0
 Teams are tied at halftime..... 0-0
 OU leads after 3rd quarter..... 0-0
 Opponent leads after 3rd quarter..... 0-0
 Game goes to overtime..... 0-0
 OU has more total yards..... 0-0
 Opponent has more total yards..... 0-0
 OU has more rushing yards..... 0-0
 Opponent has more rushing yards..... 0-0
 Opponent has equal rushing yards..... 0-0
 OU has more passing yards..... 0-0
 Opponent has more passing yards..... 0-0
 OU has more turnovers..... 0-0
 Opponent has more turnovers..... 0-0
 Teams have equal turnovers..... 0-0
 OU has more penalties..... 0-0
 Opponent has more penalties..... 0-0
 Teams have equal penalties..... 0-0
 OU has more time of possession..... 0-0
 Opponent has more time of possession..... 0-0
 OU has 100-yard rusher..... 0-0
 Opponent has 100-yard rusher..... 0-0
 OU scores at least 20 points..... 0-0
 Opponent scores at least 20 points..... 0-0
 OU throws for 300 yards..... 0-0
 Opponent throws for 300 yards..... 0-0
 Playing on natural grass..... 0-0
 Playing on artificial surface..... 0-0
 OU defense scores..... 0-0
 Opponent defense scores..... 0-0
 OU returns KO/Punt for touchdown..... 0-0
 Opponent returns KO/Punt for touchdown..... 0-0

GAME ONE - NORTH TEXAS - SEPT. 1, 2007

SOONER ROSTER - 12

84	Alexander, Frank	6-5	235	DE	FR	Baton Rouge, La. (Southern Lab School)	1	Johnson, Manuel	5-11	177	WR	JR	Gilmer, Texas (Gilmer HS)
86	Allgood, Ryan	6-4	240	TE	RFR	Grove, Okla. (Grove HS)	4	Kelly, Malcolm	6-4	217	WR	JR	Longview, Texas (Longview HS)
87	Anderson, David	6-5	220	DE	FR	Lawton, Okla. (MacArthur HS)	13	Knall, Mike	5-9	178	P	JR	Scottsdale, Ariz. (Scottsdale CC)
16	Baker, Lewis	6-2	210	LB	SR	Carrollton, Texas (Hebron HS)	56	Kopepasah, Jarred	5-11	225	LS	FR	Tulsa, Okla. (Union HS)
44	Beal, Jeremy	6-4	254	LB	RFR	Carrollton, Texas (Creekview HS)	28	Lewis, Travis	6-2	220	LB	FR	San Antonio, Texas (Robert E. Lee HS)
97	Bennett, Cory	6-2	278	DT	JR	San Antonio, Texas (Roosevelt HS)	79	Loadholt, Phil	6-8	350	OL	JR	Fountain, Colo. (Garden City CC)
27	Bothun, Garrett	5-9	173	WR	SR	Rowlett, Texas (Rowlett HS)	40	Lofton, Curtis	6-0	235	LB	JR	Kingfisher, Okla. (Kingfisher HS)
26	Bowers, Brett	6-0	203	DB	JR	Jacksonville, Fla. (Trinity Christian Academy)	94	Macon, Pryce	6-1	260	DT	RFR	Corpus Cristi, Texas (Carroll HS)
42	Box, Austin	6-3	220	LB	FR	Enid, Okla. (Enid HS)	17	Madu, Mossis	5-11	190	RB	RFR	Norman, Okla. (Norman HS)
14	Bradford, Sam	6-5	213	QB	RFR	Oklahoma City, Okla. (Putnam City North HS)	93	McCoy, Gerald	6-4	289	DT	RFR	Oklahoma City, Okla. (Southeast HS)
70	Brandon, Cory	6-7	295	OL	RFR	Corsicana, Texas (Corsicana HS)	16	McEachern, Hays	5-11	180	QB	JR	Austin, Texas (Austin HS)
76	Braxton, Brannndon	6-6	312	OL	JR	Youngstown, Ohio (Ursuline HS)	88	Mensik, Eric	6-5	246	TE	RFR	Rosenberg, Texas (Terry HS)
46	Bread, T.C.	6-3	225	LB	FR	Norman, Okla. (Norman HS)	89	Moore, Cordero	6-	297	DT	SO	Mesquite, Texas (Horn HS)
29	Brown, Chris	5-10	190	RB	SO	Alexandria, La. (Alexandria HS)	77	Moore, Sherrone	6-3	297	OL	SR	Derby, Kan. (Butler County CC)
85	Broyles, Ryan	6-0	170	WR	FR	Norman, Okla. (Norman HS)	37	Moreland, Matthew	6-1	195	K	FR	Tulsa, Okla. (Bishop Kelley HS)
99	Bumpus, Jonte	6-4	220	DE	FR	Muskogee, Okla. (Muskogee HS)	53	Morris, Brandon	5-10	218	LB	FR	Oklahoma City, Okla. (Westmoore HS)
8	Caleb, Brandon	6-1	196	WR	SO	Atlanta, Ga. (Fork Union Military Academy)	7	Murray, DeMarco	6-0	191	RB	RFR	Las Vegas, Nev. (Bishop Gorman HS)
18	Carter, Courtney	5-10	180	DB	JR	Duncanville, Texas (Duncanville HS)	4	Nelson, Jonathan	5-11	176	DB	RFR	Mansfield, Texas (Summitt HS)
20	Carter, Quinton	6-1	190	DB	SO	Las Vegas, Nev. (Cheyenne HS)	6	Nichol, Keith	6-2	204	QB	FR	Lowell, Mich. (Lowell Senior HS)
84	Chaney, Quentin	6-4	213	WR	JR	Tulsa, Okla. (Washington HS)	5	Nimmo, John	6-1	190	QB	RFR	Ponca City, Okla. (Ponca City HS)
34	Clapp, Matt	6-2	244	FB	JR	Phoenix, Ariz. (Paradise Valley HS)	36	Parker, Earl	6-0	190	RB	FR	Muskogee, Okla. (Hilldale HS)
22	Clayton, Keenan	6-1	210	DB	SO	Sulpher Springs, Texas (Sulpher Springs HS)	23	Patrick, Allen	6-0	191	RB	SR	Conway, S.C. (Independence CC)
31	Cohen, Michael	6-0	205	P	SR	Houston, Texas (Kilgore College)	51	Pleasant, Demarrio	6-2	231	LB	SR	Lewisville, Texas (Lewisville HS)
90	Coleman, Steven	6-4	299	DT	SR	Dallas, Texas (Skyline HS)	49	Pleasant, Ian	5-10	215	FB	SR	Alexandria, Va. (West Hills CC)
64	Cooke, Kody	6-4	315	OL	FR	Enid, Okla. (Enid HS)	27	Proctor, Sam	6-0	202	DB	FR	Pearland, Texas (Pearland HS)
50	Cooper, Jon	6-2	285	OL	JR	Fort Collins, Colo. (Fort Collins HS)	47	Ratterree, Trent	6-3	220	TE	FR	Weatherford, Okla. (Weatherford HS)
43	Covey, Spencer	6-0	195	K	FR	Coppell, Texas (Coppell HS)	10	Reed, Mike	6-1	250	LB	JR	Marysville, Calif. (Yuba CC)
39	Cox, Collin	6-2	187	WR	SO	Rowlett, Texas (Rowlett HS)	8	Reynolds, Ryan	6-1	237	LB	SO	Las Vegas, Nev. (Bishop Gorman HS)
48	Crow, Brandon	6-1	220	LB	RFR	Comanche, Okla. (Comanche HS)	72	Robinson, Duke	6-5	330	OL	JR	Atlanta, Ga. (Washington HS)
95	Davis, Alan	6-2	253	DE	JR	Colleyville, Texas (Heritage HS)	30	Robinson, Lamont	6-0	227	LB	SO	Salem, N.J. (Salem HS)
91	Dotson, Alonz	6-4	262	DE	SR	Alief, Texas (Hastings HS)	12	Russell, Casey	6-3	205	QB	RS	FR Colleyville, Texas (Heritage HS)
83	Eldridge, Brody	6-5	258	TE	SO	La Cygne, Kan. (Prairie View HS)	52	Shaw, Derek	6-1	210	LS	SO	Sand Springs, Okla. (Charles Page HS)
33	English, Auston	6-3	257	DE	SO	Canadian, Texas (Canadian HS)	74	Simmons, Brian	6-4	305	OL	SO	Raleigh, N.C. (Hargrave Academy)
19	Finley, Joe Jon	6-6	260	TE	SR	Arlington, Texas (Arlington HS)	89	Smith, Kolby	6-4	255	TE	JR	Pender, Neb. (Ellsworth CC)
32	Fleming, Jamell	5-11	187	DB	FR	Arlington, Texas (Seguin HS)	3	Smith, Reggie	6-1	197	DB	JR	Edmond, Okla. (Santa Fe HS)
15	Franks, Dominique	5-11	183	DB	RFR	Tulsa, Okla. (Union HS)	66	Stephenson, Donald	6-6	275	OL	FR	Blue Springs, Mo. (Blue Springs HS)
41	Gove, Derek	5-9	185	RB	RFR	Carrollton, Texas (Creekview HS)	17	Stevens, Jimmy	5-6	170	K	FR	Oklahoma City, Okla. (Heritage Hall HS)
96	Granger, DeMarcus	6-3	300	DT	SO	Dallas, Texas (Kimball HS)	82	Stradford, Tyler	6-3	180	WR	FR	New Orleans, La. (O. Perry Walker HS)
18	Gresham, Jermaine	6-6	250	TE	SO	Ardmore, Okla. (Ardmore HS)	81	Strong, Fred	6-1	197	WR	JR	Austin, Texas (Stephen F. Austin HS)
21	Gutierrez, Jacob	5-6	187	RB	SR	San Antonio, Texas (Madison HS)	54	Taggart, Tommy	6-3	285	DT	JR	Euless, Texas (Trinity HS)
15	Halzle, Joey	6-3	208	QB	JR	Huntington Beach, Calif. (Golden West CC)	86	Taylor, Adrian	6-4	29	DE	RFR	Mansfield, Texas (Mansfield HS)
54	Hannan, Jason	6-3	270	OL	FR	Waxahachie, Texas (Waxahachie HS)	80	Tennell, Adron	6-4	184	WR	SO	Irving, Texas (Irving HS)
5	Harris, Nic	6-3	226	DB	JR	Alexandria, La. (Alexandria HS)	73	Walker, Brandon	6-3	306	OL	JR	Detroit, Mich. (Coffeyville HS)
10	Hartley, Garrett	5-9	198	K	SR	Southlake, Texas (Southlake Carroll HS)	24	Walker, Marcus	5-11	192	DB	SR	Waco, Texas (Waco HS)
13	Hayes, Michael	5-10	190	DB	RFR	Altus, Okla. (Altus HS)	11	Wasson, Chase	5-11	180	WR	SR	Southlake, Texas (Texas State)
57	Hesse, Brock	5-10	204	LB	SO	Mesquite, Texas (Poteet HS)	35	Whitson, Carter	5-11	190	WR	SO	Broken Arrow, Okla. (Broken Arrow HS)
11	Holmes, Lendy	6-1	196	DB	JR	Dallas, Texas (South Oak Cliff HS)	78	Williams, Alex	6-5	300	OL	FR	New Orleans, La. (O. Perry Walker HS)
63	Hughey, Noah	6-3	270	OL	SO	El Reno, Okla. (Redlands CC)	4	Williams, Darien	6-0	197	DB	SR	Mesquite, Texas (North Mesquite HS)
9	Iglesias, Juaquin	6-1	201	WR	JR	Killeen, Texas (Killeen HS)	98	Williams, John	6-5	249	DE	SR	Houston, Texas (Lamar HS)
2	Jackson, Brian	6-1	190	DB	SO	De Soto, Texas (De Soto HS)	71	Williams, Trent	6-5	321	OL	SO	Longview, Texas (Longview HS)
6	Jackson, Desmond	5-11	187	DB	FR	Seguin, Texas (Seguin HS)	12	Wilson, Corey	6-0	18	WR	FR	Carrollton, Texas (Creekview HS)
62	Jimoh, Tola	6-0	228	DE	SO	Tulsa, Okla. (Union HS)	25	Wolfe, D.J.	6-0	196	DB	SR	Lawton, Okla. (Eisenhower HS)
55	Johnson, Kyle	6-3	230	LS	JR	Konawa, Okla. (Konawa HS)	45	Zaslav, Dane	6-1	237	FB	SR	Edmond, Okla. (Memorial HS)