


the **REVIEW**

junior
DAVID GODBOLD





season RECAP

2005-06 REVIEW



► Terrell Everett averaged 6.9 assists per game to rank third in the nation. Over OU's last nine games, he averaged 8.9 handouts.

2005-06 Big 12 Standings

	Conference			Overall		
	W	L	Pct.	W	L	Pct.
1. Texas	13	3	.813	30	7	.811
Kansas	13	3	.813	25	8	.758
3. Oklahoma	11	5	.688	20	9	.690
4. Texas A&M	10	6	.600	22	9	.710
5. Colorado	9	7	.563	20	10	.667
6. Nebraska	7	9	.438	19	14	.576
7. Oklahoma State	6	10	.375	17	16	.515
Texas Tech	6	10	.375	15	17	.469
Kansas State	6	10	.375	15	13	.536
Iowa State	6	10	.375	16	14	.533
11. Missouri	5	11	.313	12	16	.429
12. Baylor	4	12	.250	4	13	.235

SOONERS WIN 20...AGAIN

Oklahoma posted a 20-9 record in 2005-06 and went 11-5 in the Big 12 for a third-place finish. OU, which was ranked in the AP's top 25 all season, reached the 20-win plateau for the ninth straight year. Following is a list of notes and accomplishments from the 2005-06 campaign.

- The 20-win season marked the 10th in the last 12 years.
- The Sooners reached 11 wins in Big 12 play for the eighth time in the last nine seasons.
- OU ranked No. 4 nationally with its +8.9 rebounding margin.
- Oklahoma won four straight games, all by one point, in late February. Based on polling of the country's media relations directors, it is believed to be the first time a current Division I school ever accomplished the feat. The Sooners played in seven one-point games and won five of them.
- Terrell Everett averaged 6.9 assists per game to lead the Big 12 Conference and rank third in the nation.
- Michael Neal set a Big 12 record by averaging 3.9 3-point makes per league contest (the old record of 3.8 was set by OU's Nate Erdmann in 1997).
- Taj Gray finished his career ranked No. 3 in OU history in field goal percentage (.562), No. 6 in blocks (104) and blocks per game (1.7) and 10th in rebounds per game (8.0).
- Kevin Bookout finished his career ranked No. 2 in school history in field goal percentage (.574), No. 14 in rebounds (682) and No. 26 in points (1,108).
- Bookout earned third-team Academic All-America honors.

OU BOASTS NATION'S LONGEST POSTSEASON STREAK

Oklahoma made its 25th consecutive postseason appearance last year (20 NCAA and five NIT), good for the longest current streak among Division I programs. The last time OU did not compete in the postseason was in 1980-81. The Sooners competed in the NCAA Tournament 11 times in Kelvin Sampson's 12 seasons.

GRAY, EVERETT NAMED SECOND-TEAM ALL-BIG 12

Taj Gray, the Big 12's Preseason Player of the Year, earned second-team All-Big 12 honors after leading the Sooners in scoring (14.2 ppg), rebounding (7.7 rpg) and blocked shots (1.6 bpg). The Big 12 Preseason Player of the Year also shot .569 from the field to rank third in the league. Gray, who was also named to the league's all-defensive team, averaged 2.1 rejections over the final nine games. The senior forward also shot .500 or better from the field in 24 of the team's 29 contests.

Terrell Everett, a senior guard who ranked third in the nation with his 6.9 assists average (he averaged 8.9 over the final nine games), also earned second-team All-Big 12 accolades. In addition to his assists average, which was the fourth highest in school history, Everett contributed 12.7 points, 3.7 rebounds and 1.8 steals per game. He scored in double figures in 16 of OU's last 18 games and racked up 21 points, 11 assists and three steals in the team's NCAA Tournament contest. In league play, Everett averaged 13.7 points, 3.9 boards, a Big 12-best 6.9 assists and 1.9 steals. He led OU in assists in 24 of 29 games last season and in 47 of his 61 career outings, despite not being recruited as a point guard. His career-high 15 assists against Baylor on Feb. 11 were the most by a Sooner in eight seasons and three off the school record.

THE BOOK CLOSES ON A SOLID CAREER

Senior forward Kevin Bookout concluded his injury-plagued career as an honorable mention All-Big 12 selection after averaging 11.2 points and 6.9 rebounds a game. He also shot .563 from the field and ranked second on the squad by averaging 31.6 minutes per contest.

Bookout, who had right elbow surgery on Sept. 15 to reposition a displaced ulnar nerve, played the last 14 games of the year with a fractured navicular bone in his left wrist. He sustained the injury Jan. 21 against Texas Tech and it had a noticeable effect on his play the next couple of games. As usual, Bookout persevered and averaged 10.1 points and 5.9 boards over the final 14 outings.

The Stroud, Okla., native finished his career ranked second in school history with his .574 field goal percentage (Wayman Tisdale holds the school record with a .578 mark), 14th in rebounds (682) and 26th in points (1,108).



season RECAP

2005-06 REVIEW

NEAL NAMED BIG 12'S TOP NEWCOMER

Junior guard Michael Neal, a transfer from Lon Morris Junior College, was named Big 12 Newcomer of the Year after averaging 12.4 points, 2.6 rebounds, 2.0 assists and 1.2 steals in 30.4 minutes a game. Neal shot .424 from 3-point range on the season and led the Big 12 (conference games) with his .495 3-point mark and his 3.9 treys per contest. He broke the old Big 12 record of 3.8 treys per league game set by OU's Nate Erdmann in 1997.

Oklahoma's leading scorer in Big 12 games (14.8 ppg), Neal made at least four treys in eight of the team's final 15 outings. OU's sixth man the majority of the season, he started the last eight games and averaged 14.0 points and 3.6 treys over the stretch. Included in those eight games were back-to-back efforts of 26 points at Colorado (seven treys) and a career-high 29 points against Iowa State (eight treys). Neal missed OU's first two league games with a strained groin (the Sooners lost both by a combined three points).

Neal made at least one 3-pointer in all 27 of his games, at least two in 22 contests, at least four in 11 outings and at least five in six games. He canned 26 3-pointers over a four-game span (6.5 average) from mid to late February (six versus Baylor, seven at Colorado, eight versus Iowa State and five at Texas Tech).

ACADEMIC HONORS

Kevin Bookout earned the fourth Academic All-America honor in OU men's basketball history when he garnered third-team acclaim on March 1. The award was sponsored by the College Sports Information Directors of America and *ESPN The Magazine*. Bookout, a human relations major with a 3.3 cumulative grade point average, also earned first-team Academic All-Big 12 honors along with teammate Nate Carter. It was the second consecutive first-team league academic honor for Bookout and the first for Carter, a junior.

BIG 12 TOURNAMENT REVIEW

- ▶ No. 3 seed Oklahoma lost to No. 6 seed Nebraska in the quarterfinals, 69-63, marking the first year since 1999 that the Sooners failed to win at least one Big 12 Tournament game.
- ▶ OU had advanced to the Big 12 Tournament title game each of the four previous times it was the No. 3 seed.

▶ Taj Gray led the Sooners in scoring (14.2 ppg), rebounding (7.7 rpg) and blocked shots (1.6 bpg) in 2005-06. He ranks third in career field goal percentage at Oklahoma (.562).



▶ Terrell Everett posted team highs of 14 points and nine assists despite missing eight minutes due to foul trouble.

▶ Oklahoma was 11-for-24 from 3-point range (.458) against Nebraska but just 12-for-34 from two-point territory (.353). Its 11 treys tied as the second most of the season.

▶ Kevin Bookout's two assists versus Nebraska matched his season total entering the game.

▶ OU started the game with an 11-2 rebounding margin but was outboarded 34-19 the rest of the way.

▶ Austin Johnson's four 3-pointers were twice as many as his previous career high of two. His 12 points were two shy of his career high.

NCAA TOURNAMENT REVIEW

▶ No. 6 seed Oklahoma lost to No. 11 seed UW-Milwaukee, 82-74, in first-round play in Jacksonville, Fla., as part of the Minneapolis Regional.

▶ The Sooners never led, but had four possessions to do so early in the second half.

▶ Terrell Everett led OU with 21 points, 11 assists and three steals while David Godbold tied a career high with 15

points and matched a season high with seven rebounds.

▶ Kevin Bookout had 14 points and eight rebounds while Taj Gray contributed 13 and eight.

▶ Oklahoma outshot (.525 to .455) and outrebounded (35-32) the Panthers but committed six more turnovers.

▶ UW-Milwaukee was 26-for-32 (.813) from the foul line while OU was 5-for-8 (.625).

POINT TAKEN

Seven of Oklahoma's games last year (all in Big 12 play) were decided by one point (the Sooners were 5-2 in those contests). Prior to the regular season finale at Texas, OU played four straight one-point games and won each of them. Based on polling of the nation's men's basketball media relations directors, it is believed to be the first time that any Division I school ever won four consecutive games by one point each. Here are more notes about OU's one-point games last season...

▶ Oklahoma participated in seven of the nine Big 12 league contests that were decided by one point.

▶ The seven one-point decisions were the most in single-season school history, as were the five victories. Oklahoma played five one-point games in 1955-56 and 1979-80 and won three one-point decisions in five different seasons (1944-45, 1961-62, 1969-70, 1997-98 and 1998-99).

▶ Last year marked just the second time a current Big 12 program has had four straight games decided by one point. In 1925-26, Oklahoma State played four consecutive one-point games (it won the first three).

▶ The record for one-point games in a season by a current Big 12 school is eight by Texas A&M in 1968-69 (it finished with a 6-2 record).

HOME IS WHERE THE "W" IS

Lloyd Noble Center has been overly kind to the Sooners as they have won 31 of the last 33 games and 79 of the last 85 in the building. Oklahoma finished 14-1 at home last year after also going 14-1 in 2004-05. It was 161-22 (.880) at Lloyd Noble in Kelvin Sampson's 12

The Wrap on 2005-06

▶ **Overall Record:** 20-9

▶ **Big 12 Record:** 11-5 (third place)

▶ **Final Rankings:** 24 (AP)

▶ **Big 12 Tournament (No. 3 seed):** Lost to No. 6 seed Nebraska (69-63) in quarterfinals in Dallas

▶ **NCAA Tournament (No. 6 seed):** Lost to No. 11 seed UW-Milwaukee (82-74) in Jacksonville, Fla.

▶ **Athletics Honors:** Taj Gray (second-team All-Big 12); Terrell Everett (second-team All-Big 12); Kevin Bookout (honorable mention All-Big 12); Michael Neal (honorable mention All-Big 12, Big 12 Newcomer of the Year, Big 12 All-Rookie Team)

▶ **Academic Honors:** Kevin Bookout (third-team ESPN The Magazine Academic All-American, first-team Academic All-Big 12); Nate Carter (first-team Academic All-Big 12)

▶ **Streaks:** OU won at least 20 games for the ninth consecutive season and made its 25th straight postseason appearance (longest current streak in NCAA Division I).





season RECAP

years as head coach. OU is 398-65 (.860) in the building since it opened prior to the 1975-76 campaign. The Sooners have posted home winning streaks of 51 games (1987-90) and 37 games (2001-03). The 37-game streak is a Big 12 Conference record.

HOME COURT NON-CONFERENCE RULE

The Sooners have won 46 straight non-conference home games and 54 of their last 55. The 46 consecutive home non-conference wins gives them the longest current streak in the country (tied with Illinois). Cincinnati is the last non-conference opponent to hand OU a loss inside Lloyd Noble Center, a 72-57 outcome on Dec. 22, 1999. Oklahoma posted an 83-5 (.943) home non-conference record under 12-year head coach Kelvin Sampson. Besides Cincinnati, the four non-league teams to beat a Sampson-coached OU team in Norman were Texas Tech (81-69 on Nov. 29, 1995 [pre-Big 12]), Mississippi State (76-71 on Feb. 10, 1996), Memphis (80-78 on Dec. 13, 1997) and Murray State (68-64 on Nov. 28, 1998).

Trailing OU and Illinois in consecutive home non-conference wins are Duke (41), Utah State (37), Sam Houston State (28) and Tennessee-Martin (28).

WINTER WARMTH

Oklahoma endured below average 3-point shooting over its first 13 games but turned up the heat in its final 16 outings. In their first 13 contests, the Sooners shot .294 from beyond the arc and averaged 5.0 treys. Over the last 16 games, however, OU shot .413 from long range and averaged 6.8 makes. Michael Neal made 57 treys on 119 attempts (.479) during the stretch. The Sooners shot .400 or better from 3-point range in 10 of the season's final 14 contests.

► Kevin Bookout earned Academic All-America honors last year and finished his career ranked second in OU history in field goal percentage (.574).



WINDOW WIPERS

Oklahoma outboarded its opponents 1,060-803 on the year and ranked fourth in the nation with its +8.9 rebounding margin per game (Texas ranked first at 10.6, Connecticut ranked second at 9.5 and College of Charleston third at +9.0). Here are more board notes...

- OU outrebounded 24 of its 29 opponents. Included were margins of 28 against Samford, 22 against Belmont and Alabama, 21 versus Texas Tech, 20 versus SMU, 18 against Birmingham, 17 versus Missouri, 16 versus Tulsa and 15 against Texas Tech.
- Oklahoma grabbed 420 offensive boards (14.5 per game) while its foes secured just 259 (8.9).
- In 2004-05, OU registered 20 or more offensive rebounds twice in 33 games. The 2005-06 squad accomplished the feat four times with other games of 19, 18, 17, 17, 15 and 15 offensive boards.
- Taj Gray or Kevin Bookout led Oklahoma in rebounding in 28 of 29 games.

PREACHING PROTECTION

Dating back to the start of the 2003-04 season, Oklahoma has committed more turnovers than its opponent just 29 times in 93 games (31 percent of the time). OU finished 14-1 last year and 20-2 in 2004-05 when committing fewer (or the same number of) turnovers than its foes.

MAKING THE GRADE

The 2005 fall semester was a productive one in the classroom for the Sooners. The squad posted a 3.14 grade point average on a 4.0 scale, setting a single-semester record for the 12-year Kelvin Sampson era. Eight of the 12 team members recorded a GPA of 3.0 or higher. Each student-athlete posted at least a 2.5 GPA.

Sophomore Michael Ott earned a team-high 3.75 GPA and was followed by freshman Taylor Griffin (3.71), freshman Austin Johnson (3.63), senior Kevin Bookout (3.50), junior Nate Carter (3.50), sophomore Kellen Sampson (3.40), sophomore Longar Longar (3.00) and junior Michael Neal (3.00).

OKLAHOMA TIP INS

- Michael Neal became the fourth OU player to be named Big 12 Newcomer of the Year in the league's 10 years. Taj Gray earned the honor in 2005, guard Ebi Ere in 2002 and guard Corey Brewer in 1997.
- Gray and Terrell Everett led all Big 12 seniors with their respective 14.2 and 12.7 scoring averages. Gray also led the league's seniors with his 7.7 rebounds per game.
- Dating back to the 2004-05 season, Oklahoma has outrebounded 30 of its last 36 opponents.
- Three of OU's five Big 12 losses came by a combined four points.
- The Sooners held leads of at least seven points in six of their nine losses (10 points at Villanova, nine vs. West Virginia, 10 at Nebraska, seven against Missouri, 16 at Kansas and eight at Colorado).
- OU was 14-1 last year when committing fewer (or the same number of) turnovers than its opponents. It was 6-8 when it committed more turnovers.
- Kevin Bookout (.574) and Gray (.563) finished their careers ranked second and third in OU history in field goal percentage.
- Gray shot .500 or better from the field in 24 of 29 games while Bookout did it 23 times. Gray shot .569 on the season and Bookout shot .563.
- Bookout played in 108 career games and started 107 of them. As a freshman in 2003, he yielded to Jozsef Szendrei on Senior Day.
- Everett ranked third nationally in assists (6.9 per game). He led OU in assists in 24 of 29 outings on the year and in 48 of his 62 career games.
- Neal made at least two treys in 22 of his 27 games. In Big 12 play, he led the conference with his 3.9 treys per game and his .495 3-point percentage.
- Opponents shot .389 from 3-point range (OU ranked last in the Big 12 in the category). In 2004-05, OU set a school record by allowing foes to shoot just .292 from beyond the arc.
- OU registered double-digit offensive boards in 27 of 29 games while foes did it 14 times.



season **STATISTICS****ALL GAMES**

Player	G-GS	MIN-AVG	FG-FGA	PCT	3G-GA	PCT	FT-FTA	PCT	-- REBOUNDS --							PTS	AVG
									OFF-DEF	TOT-AVG	PF-D	A	TO	BK	ST		
T. Gray	29-29	882-30.4	148-260	.569	0-0	.000	115-162	.710	89-133	222-7.7	83-4	27	76	45	26	411	14.2
T. Everett	29-29	983-33.9	138-342	.404	31-102	.304	61-77	.792	20-88	108-3.7	65-1	199	116	4	51	368	12.7
M. Neal*	27-10	822-30.4	104-262	.397	87-205	.424	39-46	.848	23-47	70-2.6	54-1	53	32	0	31	334	12.4
K. Bookout	29-29	916-31.6	129-229	.563	0-1	.000	66-105	.629	92-107	199-6.9	71-1	5	30	12	20	324	11.2
N. Carter*	27-4	451-16.7	56-119	.471	6-16	.375	45-56	.804	43-49	92-3.4	44-0	15	24	4	9	163	6.0
D. Godbold*	29-24	668-23.0	60-159	.377	34-97	.351	12-18	.667	35-58	93-3.2	62-1	41	36	6	26	166	5.7
T. Griffin*	27-0	310-11.5	29-56	.518	0-2	.000	27-34	.794	29-46	75-2.8	49-1	13	20	8	16	85	3.1
A. Johnson*	24-13	427-17.8	25-96	.260	14-55	.255	11-19	.579	13-36	49-2.0	32-0	45	38	8	21	75	3.1
L. Longar*	23-0	166-7.2	20-34	.588	0-0	.000	8-20	.400	16-27	43-1.9	16-0	2	10	12	2	48	2.1
C. Walker*	17-7	134-7.9	6-21	.286	2-5	.400	5-8	.625	1-11	12-0.7	19-0	19	20	1	5	19	1.1
K. Sampson*	7-0	33-4.7	1-7	.143	0-1	.000	0-0	.000	1-2	3-0.4	4-0	4	3	0	0	2	0.3
M. Ott	4-0	8-2.0	0-1	.000	0-1	.000	0-0	.000	0-0	0-0.0	00	0	0	0	0	0	0.0
TEAM									58-36	94-3.2	0		6				
Oklahoma	29	5800	716-1586	.451	174-485	.359	389-545	.714	420-640	1060-36.6	499-9	423	411	100	207	1995	68.8
Opponents	29	5800	641-1465	.438	175-450	.389	390-525	.743	259-544	803-27.7	520	329	401	77	201	1847	63.7

SCORE BY PERIODS

	1st	2nd	Total
Oklahoma	952	1043	1995
Opponents	780	1067	1847

BIG 12 GAMES

Player	G-GS	MIN-AVG	FG-FGA	PCT	3G-GA	PCT	FT-FTA	PCT	-- REBOUNDS --							PTS	AVG
									OFF-DEF	TOT-AVG	PF-D	A	TO	BK	ST		
Taj Gray	33-32	914-27.7	182-327	.557	0-0	.000	117-181	.646	117-154	271-8.2	92-3	49	80	59	40	481	14.6
M. Neal*	14-6	426-30.4	65-133	.489	54-109	.495	23-26	.885	9-29	38-2.7	27-0	24	15	0	15	207	14.8
T. Everett	16-16	546-34.1	81-192	.422	18-55	.327	39-45	.867	14-48	62-3.9	29-0	110	69	1	30	219	13.7
T. Gray	16-16	497-31.1	79-147	.537	0-0	.000	57-87	.655	47-73	120-7.5	45-1	17	44	28	12	215	13.4
K. Bookout	16-16	506-31.6	63-124	.508	0-1	.000	30-52	.577	51-53	104-6.5	44-1	1	15	6	9	156	9.8
D. Godbold*	16-16	408-25.5	34-89	.382	20-58	.345	6-9	.667	20-36	56-3.5	32-1	25	20	2	19	94	5.9
N. Carter*	14-0	229-16.4	28-52	.538	3-6	.500	17-20	.850	16-24	40-2.9	24-0	8	11	2	3	76	5.4
T. Griffin*	15-0	184-12.3	17-35	.486	0-1	.000	17-22	.773	14-23	37-2.5	25-0	7	12	7	9	51	3.4
A. Johnson*	15-10	261-17.4	13-57	.228	6-30	.200	7-13	.538	7-26	33-2.2	21-0	30	25	4	11	39	2.6
L. Longar*	13-0	91-7.0	12-19	.632	0-0	.000	7-15	.467	8-18	26-2.0	12-0	1	8	8	0	31	2.4
K. Sampson*	3-0	14-4.7	1-5	.200	0-0	.000	0-0	.000	0-1	1-0.3	2-0	0	0	0	0	2	0.7
C. Walker*	6-0	33-5.5	1-6	.167	0-1	.000	1-2	.500	1-5	6-1.0	4-0	3	7	0	2	3	0.5
M. Ott	1-0	5-5.0	0-0	.000	0-0	.000	0-0	.000	0-0	0-0.0	00	0	0	0	0	0	0.0
TEAM									25-23	48-3.0	0		2				
Oklahoma	16	3200	394-859	.459	101-261	.387	204-291	.701	212-359	571-35.7	265-3	226	228	58	110	1093	68.3
Opponents	16	3200	363-843	.431	98-249	.394	205-283	.724	162-304	466-29.1	281	192	211	46	115	1029	64.3

SCORE BY PERIODS

	1st	2nd	Total
Oklahoma	514	579	1093
Opponents	442	587	1029

* Denotes player returns for 2006-07

► Michael Neal set a Big 12 record for conference games by averaging 3.9 3-point makes per contest last year. The old mark of 3.8 was set by OU's Nate Erdmann in 1997.

season RESULTS

2005-06 REVIEW

Date	Opponent	Score	W/L	Attend.	Points Leader	Rebounds Leader	Assists Leader
11/19	Samford	68-41	W	10,375	Neal..... 15	Bookout..... 10	Everett..... 5
11/23	Binghamton	88-60	W	11,102	Godbold, Gray, Neal..... 14	Gray..... 8	Everett..... 8
11/26	Belmont	81-59	W	11,123	Everett..... 17	Gray..... 14	Everett..... 9
11/30	at Tulsa	62-53	W	8,555	Everett..... 26	Bookout..... 10	Four players..... 2
12/3	at Villanova (4)	74-85	L	6,500	Gray..... 22	Gray..... 7	Everett..... 9
12/10	Coppin State	57-47	W	11,479	Bookout..... 19	Bookout..... 7	Everett..... 6
12/17	Southern	68-54	W	11,446	Gray..... 22	Gray..... 14	Everett..... 6
12/22	vs. West Virginia #	68-92	L	17,522	Gray..... 31	Gray..... 8	Everett..... 5
12/28	Oral Roberts	81-73	W	12,545	Bookout..... 24	Bookout..... 10	Everett..... 5
12/31	Alabama	68-56	W	12,745	Bookout..... 18	Bookout..... 8	Everett..... 10
1/3	at SMU	50-47	W	6,857	Gray..... 15	Gray..... 10	Everett..... 5
1/7	at Nebraska	58-59	L	10,442	Bookout..... 14	Gray..... 10	Everett..... 9
1/10	Missouri	69-71	L	11,050	Gray..... 19	Bookout..... 8	Everett..... 7
1/14	at Texas A&M	45-44	W	9,539	Everett..... 15	Bookout..... 11	Johnson..... 4
1/21	Texas Tech	60-48	W	12,044	Neal..... 15	Gray..... 10	Everett..... 8
1/25	at Baylor	82-52	W	5,217	Everett, Gray..... 16	Bookout, Gray..... 7	Everett..... 5
1/28	Texas (4)	82-72	W	12,908	Everett..... 25	Gray..... 8	Everett..... 8
2/1	Texas A&M	71-63	W	11,618	Neal..... 16	Bookout, Everett..... 7	Everett..... 6
2/5	at Kansas	58-59	L	16,300	Everett..... 14	Gray..... 12	Johnson..... 4
2/8	at Oklahoma State	73-65	W	13,611	Everett..... 23	Griffin..... 6	Everett..... 5
2/11	Baylor	80-52	W	11,931	Neal..... 18	Gray..... 9	Everett..... 15
2/15	at Colorado	75-84	L	7,845	Neal..... 26	Bookout..... 9	Everett..... 7
2/18	Iowa State	83-82	W	11,959	Neal..... 29	Gray..... 8	Everett..... 11
2/20	at Texas Tech	71-70	W	8,424	Neal..... 18	Gray..... 13	Everett..... 8
2/25	Kansas State	71-70	W	12,389	Gray..... 23	Bookout, Carter..... 6	Everett..... 10
2/27	Oklahoma State	67-66	W	12,362	Gray..... 19	Gray..... 7	Neal..... 7
3/5	at Texas (6)	48-72	L	15,386	Gray..... 10	Gray..... 4	Johnson..... 4
3/10	vs. Nebraska \$	63-69	L	18,892	Everett..... 14	Bookout..... 8	Everett..... 9
3/16	vs. UW-Milwaukee %	74-82	L	13,772	Everett..... 21	Bookout, Gray..... 8	Everett..... 11

Associated Press rankings in parentheses

O'Reilly All-College Classic (Oklahoma City, Okla.)

\$ Phillips 66 Big 12 Championship (Dallas, Texas)

% NCAA Tournament First Round (Jacksonville, Fla.)

Record	Overall	Home	Away	Neutral
All Games	20-9	14-1	6-5	0-3
Big 12 Games	11-5	7-1	4-4	0-0
Non-Conference Games	9-4	7-0	2-1	0-3

Attendance Summary	Totals	Avg./Game
Home	177,076	11,805
Away	108,676	9,880
Neutral	50,186	16,729
Total	335,938	11,584



season POINTS, REBOUNDS, ASSISTS

Date	Opponent	1 Walker	2 Neal	3 Everett	5 Ott	11 Sampson	15 Godbold	20 Johnson	21 Gray	24 Carter	30 Longar	32 Griffin	34 Bookout
11/19	Samford	<u>2-1-2</u>	15-4-2	7-4-5	0-0-0	0-0-3	5-7-3	DNP	8-4-2	10-5-0	4-2-0	4-4-2	13-10-0
11/23	Binghamton	9-0-4	14-4-2	9-2-8	0-0-0	0-0-1	14-3-1	DNP	14-8-1	9-4-0	4-3-0	6-7-1	9-5-0
11/26	Belmont	<u>0-3-2</u>	14-4-1	17-4-9	0-0-0	0-1-1	12-2-1	DNP	15-14-0	7-4-1	2-3-0	3-8-0	11-6-0
11/30	at Tulsa	<u>2-0-2</u>	14-3-2	26-3-1	DNP	DNP	2-2-0	0-0-0	4-2-0	8-6-2	0-0-0	0-9-2	6-10-0
12/3	at Villanova (4)	0-0-1	8-0-4	11-4-9	DNP	DNP	6-2-2	3-0-3	22-7-0	5-2-0	0-0-0	4-1-0	15-3-0
12/10	Coppin State	0-0-0	6-2-4	0-3-6	DNP	DNP	0-3-1	5-4-3	18-5-0	7-1-1	0-2-0	2-2-0	19-7-0
12/17	Southern	0-1-2	9-4-2	10-1-6	DNP	0-1-0	2-4-3	0-0-0	22-14-0	8-7-1	0-3-1	1-0-0	16-7-0
12/22	vs. West Virginia #	0-0-1	16-2-1	8-4-5	DNP	DNP	0-2-1	0-1-2	31-8-1	5-2-1	DNP	4-2-0	4-6-0
12/28	Oral Roberts	3-1-2	5-1-3	17-3-5	DNP	DNP	0-1-1	DNP	12-9-1	16-6-1	DNP	4-2-1	24-10-0
12/31	Alabama	0-0-0	11-3-3	6-7-10	DNP	DNP	0-1-0	14-5-0	13-7-3	2-2-0	4-3-0	DNP	18-8-1
1/3	at SMU	DNP	6-0-2	3-5-5	DNP	DNP	8-2-1	2-3-2	15-10-1	6-7-0	1-1-0	0-1-0	9-7-0
1/7	at Nebraska	DNP	DNP	11-6-9	DNP	DNP	13-1-2	3-3-0	8-10-1	6-5-0	3-1-0	DNP	14-8-0
1/10	Missouri	0-0-0	DNP	11-7-7	DNP	DNP	7-3-2	10-6-1	19-7-0	9-3-3	2-0-0	2-2-0	9-8-0
1/14	at Texas A&M	DNP	3-1-2	15-4-2	DNP	DNP	5-1-1	0-1-4	13-5-0	3-4-0	DNP	0-1-0	6-11-0
1/21	Texas Tech	0-0-2	15-0-0	11-1-8	DNP	DNP	0-7-0	10-2-3	7-11-2	DNP	2-1-0	6-4-0	9-10-0
1/25	at Baylor	0-1-1	15-1-1	16-7-5	DNP	2-1-0	10-6-2	2-3-3	16-7-1	DNP	5-2-0	5-6-0	11-4-0
1/28	Texas (4)	DNP	14-4-1	25-7-8	DNP	DNP	11-5-3	0-1-1	22-8-3	2-2-1	0-1-0	0-1-1	8-4-0
2/1	Texas A&M	DNP	16-5-2	15-7-6	DNP	DNP	8-4-1	0-4-3	13-5-2	1-0-0	0-0-0	7-6-1	11-7-0
2/5	at Kansas	DNP	11-2-2	14-7-1	DNP	DNP	7-3-2	5-1-4	13-12-1	0-0-0	DNP	0-4-1	8-11-0
2/8	at Oklahoma State	DNP	12-3-1	23-5-5	DNP	DNP	9-1-2	1-2-1	5-4-0	0-0-1	0-3-0	10-6-2	13-3-0
2/11	Baylor	3-4-0	18-2-1	2-2-15	0-0-0	0-0-0	3-4-1	3-0-0	10-9-3	9-4-0	5-7-1	12-4-0	15-6-0
2/15	at Colorado	0-0-0	26-5-1	18-2-7	DNP	DNP	0-3-2	DNP	11-8-1	10-4-1	DNP	6-1-1	4-9-1
2/18	Iowa State	DNP	29-3-2	18-1-11	DNP	DNP	9-7-2	0-0-1	13-8-1	2-2-0	2-0-0	3-0-0	7-6-0
2/20	at Texas Tech	DNP	18-5-1	10-2-8	DNP	DNP	4-3-1	3-4-4	13-13-1	7-4-0	4-6-0	0-0-1	12-4-0
2/25	Kansas State	DNP	15-1-1	12-1-10	DNP	DNP	5-2-2	0-3-0	23-2-1	9-6-0	0-2-0	0-1-0	7-6-0
2/27	Oklahoma State	DNP	9-5-7	13-1-5	DNP	DNP	0-5-1	0-1-1	19-7-0	12-2-1	0-1-0	0-0-0	14-5-0
3/5	at Texas (6)	0-1-0	6-1-2	5-2-3	DNP	0-0-0	3-1-1	2-2-4	10-4-0	6-4-1	8-2-0	0-1-0	8-2-0
3/10	vs. Nebraska §	DNP	6-2-0	14-4-9	DNP	DNP	8-1-1	12-3-3	9-6-1	2-3-0	DNP	2-1-0	10-8-2
3/16	vs. UW-Milwaukee %	0-0-0	3-3-3	21-2-11	DNP	DNP	15-7-1	0-0-2	13-8-0	2-3-0	2-0-0	4-1-0	14-8-1

Starters underlined


Associated Press rankings in parentheses

O'Reilly All-College Classic (Oklahoma City, Okla.)

§ Phillips 66 Big 12 Championship (Dallas, Texas)

% NCAA Tournament First Round (Jacksonville, Fla.)

► David Godbold's 15 points in the NCAA Tournament against UW-Milwaukee tied a career high and his seven boards matched a season high.



game-by-game TOTALS

	FG-A	Pct.	3FG-A	Pct.	FT-A	Pct.	O/D/T	PF	A	TO	B	S	1	2	TP
Samford	15-35	.429	3-12	.250	8-9	.889	0/14/14	15	4	18	1	8	17	24	41
at Oklahoma (6)	24-56	.429	6-17	.353	14-18	.778	21/21/42	13	19	15	3	10	27	41	68
Binghamton	19-50	.380	6-15	.400	16-25	.640	8/14/22	22	5	14	0	8	31	29	60
at Oklahoma (5)	29-53	.547	11-20	.550	19-24	.792	13/27/40	23	18	15	7	8	50	38	88
Belmont	23-59	.390	6-16	.375	7-15	.467	10/20/30	26	11	19	1	7	25	34	59
at Oklahoma (5)	27-65	.415	4-17	.235	23-30	.767	20/32/52	17	14	15	5	9	40	41	81
Oklahoma (5)	22-56	.393	4-20	.200	14-21	.667	19/21/40	19	9	16	3	15	37	25	62
at Tulsa	19-42	.389	5-9	.556	10-13	.769	4/20/24	23	13	20	6	7	18	35	53
Oklahoma (5)	28-52	.538	6-15	.400	12-16	.750	15/14/29	23	19	17	1	3	35	39	74
at Villanova (4)	28-49	.571	6-17	.353	23-25	.920	8/12/20	15	9	10	5	3	35	50	85
Coppin State	16-45	.356	6-15	.400	9-16	.563	10/19/29	17	3	20	1	9	9	38	47
at Oklahoma (8)	21-47	.447	3-13	.231	12-18	.667	10/22/32	18	15	17	1	9	28	29	57
Southern	18-51	.353	8-13	.615	10-12	.833	15/19/34	19	11	16	3	8	27	27	54
at Oklahoma (8)	24-63	.381	5-24	.208	15-26	.577	27/20/47	13	15	10	3	8	36	32	68
West Virginia #	32-48	.667	8-20	.400	20-23	.870	4/18/22	15	19	6	0	9	41	51	92
vs. Oklahoma (7) #	25-55	.455	4-18	.222	14-17	.824	14/14/28	19	12	13	0	2	34	34	68
Oral Roberts	28-51	.549	7-14	.500	10-17	.588	10/25/35	20	15	18	0	1	31	42	73
at Oklahoma (14)	28-65	.431	5-13	.385	20-26	.769	15/18/33	15	14	5	4	11	37	44	81
Alabama	20-43	.465	5-13	.385	11-13	.846	1/17/18	15	9	12	4	7	31	25	56
at Oklahoma (14)	23-55	.418	5-15	.333	17-18	.944	16/24/40	13	17	12	4	5	32	36	68
Oklahoma (12)	16-41	.390	4-14	.286	14-22	.636	17/24/41	14	11	19	3	3	24	26	50
at SMU	16-49	.327	5-20	.250	10-10	1.000	8/13/21	24	11	12	4	7	17	30	47
Oklahoma (12)	24-53	.453	5-19	.263	5-7	.714	13/25/38	17	12	15	3	7	33	25	58
at Nebraska	20-52	.385	9-26	.625	10-16	.625	11/17/28	13	9	9	4	9	25	34	59
Missouri	24-52	.462	6-18	.333	17-21	.810	7/19/26	19	12	12	2	9	32	39	71
at Oklahoma (22)	24-58	.414	3-16	.188	18-21	.857	17/22/39	14	13	14	2	8	33	36	69
Oklahoma (22)	16-39	.410	5-13	.385	8-18	.444	11/18/29	14	9	17	4	10	17	28	45
at Texas A&M	17-46	.370	6-19	.316	4-8	.500	13/18/31	17	12	17	3	8	22	22	44
Texas Tech	16-41	.390	4-9	.444	12-14	.857	6/17/23	14	9	21	4	8	12	36	48
at Oklahoma (25)	23-55	.418	6-16	.375	8-12	.667	18/20/38	15	15	21	2	14	32	28	60
Oklahoma (24)	29-57	.509	9-19	.474	15-26	.577	13/28/41	20	13	9	3	7	37	45	82
at Baylor	14-48	.292	6-16	.375	18-26	.692	10/22/32	22	6	17	2	4	26	26	52
Texas (4)	27-57	.474	5-18	.278	13-19	.684	12/18/30	20	12	10	1	5	31	41	72
at Oklahoma (24)	31-57	.544	8-20	.400	12-19	.632	12/23/35	17	18	10	1	5	35	47	82
Texas A&M	21-53	.396	10-15	.667	11-16	.688	9/18/27	19	14	12	3	6	33	30	63
at Oklahoma (19)	27-54	.500	8-19	.421	9-17	.529	14/26/40	14	15	15	6	5	40	31	71
Oklahoma (19)	23-66	.348	6-14	.429	6-7	.857	22/22/44	14	11	16	4	8	29	29	58
at Kansas	25-59	.424	2-12	.167	7-10	.700	13/21/34	11	13	14	8	10	26	33	59
Oklahoma (20)	24-46	.522	3-7	.429	22-31	.710	9/24/33	21	12	15	4	4	26	47	73
at Oklahoma State	20-49	.408	7-17	.412	18-25	.720	8/20/28	25	10	14	3	3	17	48	65
Baylor	13-49	.265	4-13	.308	22-29	.759	9/24/33	22	4	15	5	6	17	35	52
at Oklahoma (20)	25-59	.424	8-19	.421	22-26	.846	13/30/43	21	21	12	8	5	38	42	80
Oklahoma (19)	28-62	.452	8-25	.320	11-15	.733	13/19/32	18	14	10	5	2	40	35	75
at Colorado	29-63	.460	7-20	.350	19-22	.864	17/24/41	17	21	8	3	6	35	49	84
Iowa State	32-57	.561	9-14	.643	9-17	.529	7/17/24	20	19	12	2	9	37	45	82
at Oklahoma (19)	28-52	.538	13-23	.565	14-21	.667	10/21/31	16	17	15	4	7	31	52	83
Oklahoma (22)	23-54	.426	7-14	.500	18-26	.692	17/28/45	22	16	15	3	4	32	39	71
at Texas Tech	23-51	.451	5-9	.556	19-26	.731	5/19/24	17	10	9	2	6	28	42	70
Kansas State	28-58	.483	4-8	.500	10-11	.909	16/15/31	14	13	15	0	5	37	33	70
at Oklahoma (22)	25-51	.490	6-14	.429	15-19	.789	12/15/27	12	14	11	5	9	38	33	71
Oklahoma State	27-52	.519	5-11	.455	7-11	.636	11/16/27	23	13	19	3	14	31	35	66
at Oklahoma (19)	23-46	.500	2-8	.250	19-24	.792	11/17/28	15	15	19	2	13	30	37	67
Oklahoma (19)	21-50	.420	4-15	.267	2-2	1.000	7/21/28	15	11	14	2	2	23	25	48
at Texas (6)	27-56	.482	9-24	.375	9-12	.750	8/19/27	8	15	7	1	7	33	39	72
Nebraska §	19-45	.422	6-17	.353	25-32	.781	9/27/36	13	14	13	5	4	23	46	69
vs. Oklahoma (22) §	23-58	.397	11-24	.458	6-10	.600	11/19/30	22	16	11	4	6	27	36	63
UW-Milwaukee %	25-55	.455	6020	.300	26-32	.813	10/22/32	15	13	12	1	8	33	49	82
vs. Oklahoma (24) %	32-61	.525	5-14	.357	5-8	.625	10/25/35	25	18	18	4	8	31	43	74

Associated Press rankings in parentheses

O'Reilly All-College Classic (Oklahoma City, Okla.)

§ Phillips 66 Big 12 Championship (Dallas, Texas)

% NCAA Tournament First Round (Jacksonville, Fla.)





season SUPERLATIVES

INDIVIDUAL

	OKLAHOMA	OPPONENTS
Minutes	Three players (a total of four times)	40, Nine players
Points (Game)	31, Taj Gray vs. West Virginia (12/22)	32, Randy Foye, Villanova (12/3)
Points (Half)	21 (2nd half), Taj Gray vs. West Virginia (12/22)	19 (2nd half), Tywain McKee, Coppin State (12/10)
Field Goals	11, Taj Gray vs. West Virginia (12/22)	14, Randy Foye, Villanova (12/3)
Field Goal Attempts	20, Terrell Everett vs. UW-Milwaukee (3/16)	21, Jarrius Jackson, Texas Tech (2/20) and Randy Foye, Villanova (12/3)
Field Goal Pct. (5 made)	.889 (8-for-9), Kevin Bookout vs. Coppin State (12/10)	.800 (8-for-10), Boomer Herndon, Belmont (11/26)
3-Point Field Goals	8, Michael Neal vs. Iowa State (2/18)	4, Eight players
3-Point Attempts	14, Michael Neal vs. Colorado (2/15)	14, Daniel Gibson, Texas (1/28)
3-Point Pct. (3 made)	.800 (4-for-5), David Godbold vs. UW-Milwaukee (3/16)	1.000 (3-for-3), Marcus Perry, Nebraska (3/10), Ronald Steele, Alabama (12/31) and Mike Gordon, Binghamton (11/23)
Free Throws	9, Two players (a total of three times)	13, Joah Tucker, UW-Milwaukee (3/16)
Free Throw Attempts	12, Taj Gray vs. Baylor (1/25)	16, Joah Tucker, UW-Milwaukee (3/16)
Free Throw Pct. (5 made)	1.000 (9-for-9), Taj Gray vs. Missouri (1/10) and West Virginia (12/22)	1.000 (10-for-10), Allan Ray, Villanova (3/11)
Rebounds	14, Taj Gray vs. Southern (12/17) and Belmont (11/26)	12, LaMarcus Aldridge, Texas (1/28)
Assists	15, Terrell Everett vs. Baylor (2/11)	9, Curtis Stinson, Iowa State (2/18)
Turnovers	7, Terrell Everett vs. Missouri (1/10)	8, Mario Chalmers, Kansas (2/5)
Blocked Shots	5, Longar Longar vs. Baylor (2/11)	3, Six players
Steals	4, Terrell Everett vs. Belmont (11/26)	7, Byron Eaton, Oklahoma State (2/27)

► Terrell Everett's 15 assists in OU's home win over Baylor were the most by a Sooner since Michael Johnson's school-record-tying 18 during the 1997-98 season.

2006 Postseason Banquet Award Winners

The following awards were presented at the team's annual postseason banquet last March:

- **Student-Athlete Award:** Michael Ott
- **Leadership Award:** Kevin Bookout
- **Community Award:** Kevin Bookout, Michael Ott, Kellen Sampson
- **Best Rebounder Award:** Taj Gray
- **Best Defensive Player Award:** Michael Neal
- **Most Improved Player Award:** Nate Carter, Taylor Griffin
- **Tight White Award (scout team award):** Kellen Sampson
- **Roy Marler Most Inspirational Player Award:** Kevin Bookout, Michael Neal
- **Mr. Hustle Award:** Michael Neal
- **Plus/Minus Award:** Taj Gray
- **Academic Achievement Award:** Kevin Bookout
- **Outstanding Player Award:** Terrell Everett, Taj Gray
- **Outstanding Senior Award:** Kevin Bookout, Terrell Everett, Taj Gray



season SUPERLATIVES

OKLAHOMA HIGHS AND LOWS

	HIGH	LOW
Points	88 vs. Binghamton (11/23)	45 vs. Texas A&M (1/14)
Points in a Half	52 (2nd) vs. Iowa State (2/18)	17 (1st) vs. Texas A&M (1/14)
Winning Margin	30 vs. Baylor (1/25)	1, five times
Field Goals	32 vs. UW-Milwaukee (3/16)	16 vs. SMU (1/3) and Texas A&M (1/14)
Field Goal Attempts	66 vs. Kansas (2/5)	39 vs. Texas A&M (1/14)
Field Goal Percentage	.547 vs. Binghamton (11/23)	.348 vs. Kansas (2/5)
3-Point Field Goals	13 vs. Iowa State (2/18)	2 vs. Oklahoma State (2/27)
3-Point Field Goal Attempts	25 vs. Colorado (2/15)	7 vs. Oklahoma State (2/8)
3-Point Field Goal Percentage (min. 10 att.)	.565 (13-for-23) vs. Iowa State (2/18)	.188 (3-for-16) vs. Missouri (1/10)
Free Throws Made	23 vs. Belmont (11/26)	2 vs. Texas (3/5)
Free Throw Attempts	31 vs. Oklahoma State (2/8)	2 vs. Texas (3/5)
Free Throw Percentage (min. 10 att.)	.944 (17-for-18) vs. Alabama (12/31)	.444 (8-for-18) vs. Texas A&M (1/14)
Rebounds	52 vs. Belmont (11/26)	27 vs. Kansas State (2/25)
Personal Fouls	25 vs. UW-Milwaukee (3/16)	12 vs. Kansas State (2/25)
Assists	21 vs. Baylor (2/11)	9 vs. Tulsa and Texas A&M (1/14)
Turnovers	21 vs. Texas Tech (1/21)	5 vs. Oral Roberts (12/28)
Blocked Shots	8 vs. Baylor (2/11)	0 vs. West Virginia (12/22)
Steals	15 vs. Tulsa (11/30)	2 vs. West Virginia (12/22), Colorado (2/15) and Texas (3/5)

OPPONENT HIGHS AND LOWS

	HIGH	LOW
Points	92 by West Virginia (12/22)	41 by Samford (11/19)
Points in a Half	51 (2nd) by West Virginia (12/22)	9 (1st) by Coppin State (12/10)
Winning Margin	24 by West Virginia (12/22) and Texas (3/5)	1 by Nebraska (1/7) and Kansas (2/5)
Field Goals	32 by West Virginia (12/22) and Iowa State (2/18)	13 by Baylor (2/11)
Field Goal Attempts	63 by Colorado (2/15)	35 by Samford (11/19)
Field Goal Percentage	.667 by West Virginia (12/22)	.265 by Baylor (2/11)
3-Point Field Goals	10 by Texas A&M (2/1)	2 by Kansas (2/5)
3-Point Field Goal Attempts	26 by Nebraska (1/10)	8 by Kansas State (2/25)
3-Point Field Goal Percentage (min. 10 att.)	.667 (10-for-15) by Texas A&M (2/1)	.167 (2-for-12) by Kansas (2/5)
Free Throws Made	26 by UW-Milwaukee (3/16)	4 by Texas A&M (1/14)
Free Throw Attempts	32 by Nebraska (3/10) and UW-Milwaukee (3/16)	8 by Texas A&M (1/14)
Free Throw Percentage (min. 10 att.)	1.000 (10-for-10) by SMU (1/3)	.467 (7-for-15) by Belmont (11/26)
Rebounds	41 by Colorado (2/15)	14 by Samford (11/19)
Personal Fouls	26 by Belmont (11/26)	8 by Texas (3/5)
Assists	21 by Colorado (2/15)	3 by Coppin State (12/10)
Turnovers	21 by Texas Tech (1/21)	6 by West Virginia (12/22)
Blocked Shots	8 by Kansas (2/5)	0 by four opponents
Steals	14 by Oklahoma State (2/27)	1 by Oral Roberts (12/28)



big 12 LEADERS

INDIVIDUAL STATS – ALL GAMES

SCORING

Player	G	FG	3FG	FT	PTS	AVG
1. Jarius Jackson (TTU)	32	216	73	152	657	20.5
2. Thomas Gardner (MU)	28	186	94	85	551	19.7
3. Curtis Stinson (ISU)	30	224	42	93	583	19.4
4. Cartier Martin (KSU)	28	161	50	132	504	18.0
5. Richard Roby (CU)	30	172	63	103	510	17.0
6. Acie Law (TAMU)	30	174	37	97	482	16.1
7. P.J. Tucker (UT)	37	225	2	142	594	16.1
8. Will Blalock (ISU)	30	177	47	60	461	15.4
9. Joseph Jones (TAMU)	30	155	2	147	459	15.3
10. LaMarcus Aldridge (UT)	37	219	0	117	555	15.0
11. Mario Boggan (OSU)	33	182	9	115	488	14.8
12. Taj Gray (OU)	29	148	0	115	411	14.2
13. Martin Zeno (TTU)	32	161	5	112	439	13.7
14. Curtis Jerrells (BU)	17	82	29	37	230	13.5
15. JamesOn Curry (OSU)	33	159	64	63	445	13.5

REBOUNDING

Player	G	OFF	DEF	TOT	AVG
1. P.J. Tucker (UT)	37	105	248	353	9.5
2. LaMarcus Aldridge (UT)	37	135	204	339	9.2
3. Aleks Maric (NU)	31	108	143	251	8.1
4. Taj Gray (OU)	29	89	133	222	7.7
5. Jason Dourisseau (NU)	33	108	132	240	7.3
6. Kevin Young (MU)	28	106	97	203	7.3
7. Brad Buckman (UT)	33	86	146	232	7.0
8. Kevin Bookout (OU)	29	92	107	199	6.9
9. Cartier Martin (KSU)	28	64	122	186	6.6
10. Joseph Jones (TAMU)	30	67	128	195	6.5

FIELD GOAL PERCENTAGE

Player	G	FG	FGA	PCT
1. Mario Boggan (OSU)	33	182	313	.581
2. Taj Gray (OU)	29	148	260	.569
3. LaMarcus Aldridge (UT)	37	219	385	.569
4. P.J. Tucker (UT)	37	225	437	.515
5. Joseph Jones (TAMU)	30	155	305	.508
6. Brandon Rush (KU)	33	170	359	.474
7. Cartier Martin (KSU)	28	161	341	.472
8. Martin Zeno (TTU)	32	161	344	.468
9. Curtis Stinson (ISU)	30	224	492	.455
10. Acie Law (TAMU)	30	174	388	.448

3-POINT FIELD GOAL PERCENTAGE

Player	G	FG	FGA	PCT
1. Jarius Jackson (TTU)	32	73	163	.448
2. Michael Neal (OU)	27	87	205	.424
3. Aaron Bruce (BU)	17	44	108	.407
4. Thomas Gardner (MU)	28	94	237	.397
5. Daniel Gibson (UT)	37	101	266	.380
6. Richard Roby (CU)	30	63	177	.356

FREE THROW PERCENTAGE

Player	G	FT	FTA	PCT
1. Cartier Martin (KSU)	28	132	157	.841
2. Mario Boggan (OSU)	33	115	140	.821
3. Jarius Jackson (TTU)	32	152	187	.813
4. Mario Chalmers (KU)	33	89	113	.788
5. Jimmy McKinney (MU)	28	79	101	.782
6. Acie Law (TAMU)	30	97	127	.764
7. P.J. Tucker (UT)	37	142	190	.747
8. Russell Robinson (KU)	33	92	124	.742
9. Richard Roby (CU)	30	103	140	.736
10. Joseph Jones (TAMU)	30	147	200	.735

ASSISTS

Player	G	A	AVG
1. Terrell Everett (OU)	29	199	6.9
2. Will Blalock (ISU)	30	184	6.1
3. Curtis Stinson (ISU)	30	166	5.5
4. Russell Robinson (KU)	33	152	4.6
5. Jason Horton (MU)	27	121	4.5
6. Marcus Hall (CU)	30	124	4.1
7. JamesOn Curry (OSU)	33	132	4.0
8. Acie Law (TAMU)	30	119	4.0
9. Mario Chalmers (KU)	33	127	3.9
10. Charles Richardson (NU)	30	100	3.3

BLOCKED SHOTS

Player	G	B	AVG
1. Mamadou Diene (BU)	17	38	2.2
2. LaMarcus Aldridge (UT)	37	73	1.8
3. Wes Wilkinson (NU)	32	61	1.9
4. Brad Buckman (UT)	33	55	1.7
5. Dramane Diarra (KSU)	28	45	1.6
6. Taj Gray (OU)	29	45	1.6
7. C.J. Giles (KU)	33	48	1.5
8. Julian Wright (KU)	33	42	1.3
9. Aleks Maric (NU)	31	39	1.3
10. Sasha Kaun (KU)	33	36	1.1

STEALS

Player	G	S	AVG
1. Mario Chalmers (KU)	33	89	2.7
2. Curtis Stinson (ISU)	30	73	2.4
3. Russell Robinson (KU)	33	76	2.3
4. Will Blalock (ISU)	30	65	2.2
5. Richard Roby (CU)	30	62	2.1
6. Byron Eaton (OSU)	33	67	2.0
7. P.J. Tucker (UT)	37	66	1.8
8. Terrell Everett (OU)	29	51	1.8
9. Acie Law (TAMU)	30	50	1.7
10. Jarius Jackson (TTU)	32	53	1.7



big 12 LEADERS

INDIVIDUAL STATS – BIG 12 GAMES

SCORING

Player	G	FG	3FG	FT	PTS	AVG
1. Jarius Jackson (TTU)	16	117	37	76	347	21.7
2. Thomas Gardner (MU)	16	109	56	45	319	19.9
3. Curtis Stinson (ISU)	16	119	24	55	317	19.8
4. Richard Roby (CU)	16	103	37	62	305	19.1
5. Cartier Martin (KSU)	16	87	36	70	280	17.5
6. Acie Law (TAMU)	16	100	21	56	277	17.3
7. Will Blalock (ISU)	16	103	29	36	271	16.9
8. Brandon Rush (KU)	16	94	26	28	242	15.1
Mario Boggan (OSU)	16	90	7	55	242	15.1
10. Joseph Jones (TAMU)	16	81	0	78	240	15.0
P.J. Tucker (UT)	16	92	0	56	240	15.0
12. Michael Neal (OU)	14	65	54	23	207	14.8
13. Daniel Gibson (UT)	16	74	50	38	236	14.8
14. Mario Chalmers (KU)	16	71	31	55	228	14.3
15. Jimmy McKinney (MU)	16	78	21	44	221	13.8

REBOUNDING

Player	G	OFF	DEF	TOT	AVG
1. Aleks Maric (NU)	16	60	90	150	9.4
2. P.J. Tucker (UT)	16	39	106	145	9.1
3. LaMarcus Aldridge (UT)	16	44	81	125	7.8
4. Taj Gray (OU)	16	47	73	120	7.5
5. Jason Dourisseau (NU)	16	57	61	118	7.4
6. Brad Buckman (UT)	16	49	66	115	7.2
7. Brandon Rush (KU)	16	27	79	106	6.6
8. Kevin Bookout (OU)	16	51	53	104	6.5
9. Kevin Young (MU)	16	52	50	102	6.4
10. Joseph Jones (TAMU)	16	35	66	101	6.3
Rahshon Clark (ISU)	16	36	65	101	6.3

FIELD GOAL PERCENTAGE

Player	G	FG	FGA	PCT
1. Mario Boggan (OSU)	16	90	163	.552
2. LaMarcus Aldridge (UT)	16	85	159	.535
3. P.J. Tucker (UT)	16	92	184	.500
4. Joseph Jones (TAMU)	16	81	166	.488
5. Brandon Rush (KU)	16	94	195	.482
6. Curtis Stinson (ISU)	16	119	266	.447
7. Jarius Jackson (TTU)	16	117	263	.445
8. Acie Law (TAMU)	16	100	226	.442
9. Will Blalock (ISU)	16	103	241	.427
10. Cartier Martin (KSU)	16	87	206	.422

3-POINT FIELD GOAL PERCENTAGE

Player	G	FG	FGA	PCT
1. Michael Neal (OU)	14	54	109	.495
2. Kenton Paulino (UT)	16	37	81	.457
3. Cartier Martin (KSU)	16	36	82	.439
4. Jarius Jackson (TTU)	16	37	86	.430
5. Aaron Bruce (BU)	16	43	100	.430
6. Daniel Gibson (UT)	16	50	121	.413
7. Thomas Gardner (MU)	16	56	149	.376
8. Richard Roby (CU)	16	37	110	.336

FREE THROW PERCENTAGE

Player	G	FT	FTA	PCT
1. Mario Boggan (OSU)	16	55	65	.846
2. Cartier Martin (KSU)	16	70	84	.833
Mario Chalmers (KU)	16	55	66	.833
4. Jimmy McKinney (MU)	16	44	56	.786
5. Jarius Jackson (TTU)	16	76	97	.784
6. Russell Robinson (KU)	16	54	70	.771
7. P.J. Tucker (UT)	16	56	74	.757
8. Richard Roby (CU)	16	62	82	.756
9. Thomas Gardner (MU)	16	45	60	.750
10. Acie Law (TAMU)	16	56	78	.718

ASSISTS

Player	G	A	AVG
1. Terrell Everett (OU)	16	110	6.9
2. Curtis Stinson (ISU)	16	95	5.9
3. Will Blalock (ISU)	16	84	5.3
Russell Robinson (KU)	16	84	5.3
5. Jason Horton (MU)	15	74	4.6
6. Mario Chalmers (KU)	16	71	4.4
7. Acie Law (TAMU)	16	67	4.2
8. Marcus Hall (CU)	16	66	4.1
9. JamesOn Curry (OSU)	16	57	3.6
10. Jamaal Brown (OSU)	16	56	3.5

BLOCKED SHOTS

Player	G	B	AVG
1. Mamadou Diene (BU)	16	34	2.1
2. Taj Gray (OU)	16	28	1.8
3. LaMarcus Aldridge (UT)	16	27	1.7
4. Wes Wilkinson (NU)	16	26	1.6
5. Dramane Diarra (KSU)	16	25	1.6
6. Brad Buckman (UT)	16	24	1.5
7. Aleks Maric (NU)	16	23	1.4
8. Julius Ashby (CU)	16	20	1.3
9. C.J. Giles (KU)	16	18	1.1
Richard Roby (CU)	16	18	1.1
Chris Copeland (CU)	16	18	1.1
Sasha Kaun (KU)	16	18	1.1

STEALS

Player	G	S	AVG
1. Mario Chalmers (KU)	16	53	3.3
2. Curtis Stinson (ISU)	16	38	2.4
3. Russell Robinson (KU)	16	36	2.3
4. Richard Roby (CU)	16	35	2.2
Will Blalock (ISU)	16	35	2.2
6. Terrell Everett (OU)	16	30	1.9
7. P.J. Tucker (UT)	16	28	1.8
8. Acie Law (TAMU)	16	27	1.7
9. Byron Eaton (OSU)	16	26	1.6
10. Kenton Paulino (UT)	16	23	1.4



big 12 LEADERS

TEAM STATS – ALL GAMES

SCORING OFFENSE

Team	G	PTS	AVG
1. Iowa State.....	30	2320	77.3
2. Colorado.....	30	2305	76.8
3. Texas.....	37	2781	75.2
4. Kansas.....	33	2480	75.2
5. Oklahoma State.....	33	2322	70.4
6. Oklahoma.....	29	1995	68.8
7. Texas A&M.....	31	2130	68.7
8. Texas Tech.....	32	2187	68.3
9. Kansas State.....	28	1911	68.2
10. Nebraska.....	33	2201	66.7
11. Missouri.....	28	1856	66.3
12. Baylor.....	17	1074	63.2

SCORING DEFENSE

Team	G	PTS	AVG
1. Texas.....	37	2230	60.3
2. Texas A&M.....	31	1869	60.3
3. Kansas.....	33	2024	61.3
4. Oklahoma.....	29	1847	63.7
5. Kansas State.....	28	1788	63.9
6. Oklahoma State.....	33	2171	65.8
7. Nebraska.....	33	2180	66.1
8. Texas Tech.....	32	2195	68.6
9. Colorado.....	30	2107	70.2
10. Missouri.....	28	1972	70.4
11. Baylor.....	17	1233	72.5
12. Iowa State.....	30	2239	74.6

FIELD GOAL PERCENTAGE

Team	G	FG	FGA	PCT
1. Oklahoma State.....	33	844	1755	481
2. Kansas.....	33	912	1923	474
3. Texas.....	37	983	2132	461
4. Oklahoma.....	29	716	1586	451
5. Iowa State.....	30	868	1924	451
6. Texas A&M.....	31	725	1627	446
7. Kansas State.....	28	683	1538	444
8. Texas Tech.....	32	775	1764	439
9. Colorado.....	30	834	1920	434
10. Missouri.....	28	660	1542	428
11. Nebraska.....	33	736	1794	410
12. Baylor.....	17	367	923	398

FIELD GOAL PERCENTAGE DEFENSE

Team	G	FG	FGA	PCT
1. Kansas.....	33	702	1896	370
2. Texas.....	37	805	2097	384
3. Kansas State.....	28	620	1557	398
4. Texas A&M.....	31	601	1464	411
5. Nebraska.....	33	793	1928	411
6. Colorado.....	30	735	1754	419
7. Texas Tech.....	32	811	1909	425
8. Oklahoma State.....	33	766	1765	434
9. Oklahoma.....	29	641	1464	438
10. Baylor.....	17	427	965	442
11. Missouri.....	28	725	1581	459
12. Iowa State.....	30	755	1624	465

FREE THROW PERCENTAGE

Team	G	FT	FTA	PCT
1. Oklahoma State.....	33	480	651	737
2. Texas.....	37	546	751	727
3. Oklahoma.....	29	389	545	714
4. Texas Tech.....	32	465	653	712
5. Kansas State.....	28	423	595	711
6. Iowa State.....	30	383	548	699
7. Baylor.....	17	206	298	691
8. Texas A&M.....	31	477	702	679
9. Kansas.....	33	451	671	672
10. Nebraska.....	33	508	758	670
11. Missouri.....	28	364	559	651
12. Colorado.....	30	397	615	646

3-POINT FIELD GOAL PERCENTAGE

Team	G	3FG	FGA	PCT
1. Texas Tech.....	32	172	441	390
2. Kansas.....	33	205	539	380
3. Texas.....	37	269	722	373
4. Baylor.....	17	134	360	372
5. Kansas State.....	28	122	337	362
6. Texas A&M.....	31	203	563	361
7. Oklahoma State.....	33	154	429	359
8. Oklahoma.....	29	174	485	359
9. Nebraska.....	33	221	636	347
10. Iowa State.....	30	201	586	343
11. Colorado.....	30	240	701	342
12. Missouri.....	28	172	511	337

3-POINT FIELD GOALS MADE

Team	G	3FG	AVG
1. Colorado.....	30	240	8.0
2. Baylor.....	17	134	7.9
3. Texas.....	37	269	7.3
4. Iowa State.....	30	201	6.7
5. Nebraska.....	33	221	6.7
6. Texas A&M.....	31	203	6.6
7. Kansas.....	33	205	6.2
8. Missouri.....	28	172	6.1
9. Oklahoma.....	29	174	6.0
10. Texas Tech.....	32	172	5.4
11. Oklahoma State.....	33	154	4.7
12. Kansas State.....	28	122	4.4

REBOUNDING MARGIN

Team	G	TEAM	AVG	OPP	AVG	MAR
1. Texas.....	37	1498	40.5	1105	29.9	+10.6
2. Oklahoma.....	29	1060	36.6	803	27.7	+8.9
3. Kansas.....	33	1305	39.5	1128	34.2	+5.4
4. Colorado.....	30	1227	40.9	1106	36.9	+4.0
5. Kansas State.....	28	1018	36.4	908	32.4	+3.9
6. Nebraska.....	33	1275	38.6	1159	35.1	+3.5
7. Oklahoma State.....	33	1115	33.8	1002	30.4	+3.4
8. Texas A&M.....	31	993	32.0	1016	32.8	-0.7
9. Missouri.....	28	944	33.7	968	34.6	-0.9
10. Iowa State.....	30	999	33.3	1108	36.9	-3.6
11. Texas Tech.....	32	1068	33.4	1224	38.2	-4.9
12. Baylor.....	17	542	31.9	669	39.4	-7.5





Carter

Clark

Crocker

Gerber

Godbold

Griffin

big 12 LEADERS

TEAM STATS – BIG 12 GAMES

SCORING OFFENSE

Team	G	PTS	AVG
1. Iowa State.....	16	1226	76.6
2. Kansas.....	16	1207	75.4
3. Texas.....	16	1167	72.9
4. Colorado.....	16	1162	72.6
5. Oklahoma.....	16	1093	68.3
6. Oklahoma State.....	16	1050	65.6
7. Kansas State.....	16	1031	64.4
8. Texas Tech.....	16	1027	64.2
9. Missouri.....	16	1019	63.7
10. Texas A&M.....	16	1014	63.4
11. Baylor.....	16	1013	63.3
12. Nebraska.....	16	1007	62.9

SCORING DEFENSE

Team	G	PTS	AVG
1. Texas.....	16	926	57.9
2. Texas A&M.....	16	995	62.2
3. Kansas.....	16	998	62.4
4. Oklahoma.....	16	1029	64.3
5. Kansas State.....	16	1049	65.6
6. Nebraska.....	16	1072	67.0
7. Oklahoma State.....	16	1083	67.7
8. Texas Tech.....	16	1116	69.8
9. Baylor.....	16	1168	73.0
10. Colorado.....	16	1173	73.3
11. Missouri.....	16	1175	73.4
12. Iowa State.....	16	1232	77.0

FIELD GOAL PERCENTAGE

Team	G	FG	FGA	PCT
1. Kansas.....	16	436	919	.474
2. Texas.....	16	405	875	.463
3. Oklahoma.....	16	394	859	.459
4. Oklahoma State.....	16	376	830	.453
5. Texas A&M.....	16	359	823	.436
6. Iowa State.....	16	447	1035	.432
7. Kansas State.....	16	366	858	.427
8. Texas Tech.....	16	358	849	.422
9. Missouri.....	16	365	873	.418
10. Baylor.....	16	346	866	.400
11. Colorado.....	16	407	1022	.398
12. Nebraska.....	16	328	836	.392

FIELD GOAL PERCENTAGE DEFENSE

Team	G	FG	FGA	PCT
1. Kansas.....	16	351	916	.383
2. Texas.....	16	341	872	.391
3. Kansas State.....	16	357	889	.402
4. Nebraska.....	16	388	913	.425
5. Colorado.....	16	411	957	.429
6. Oklahoma.....	16	363	842	.431
7. Texas Tech.....	16	408	941	.434
8. Texas A&M.....	16	333	766	.435
9. Oklahoma State.....	16	377	863	.437
10. Baylor.....	16	406	910	.446
11. Missouri.....	16	436	913	.478
12. Iowa State.....	16	416	863	.482

FREE THROW PERCENTAGE

Team	G	FT	FTA	PCT
1. Oklahoma State.....	16	221	288	.767
2. Texas.....	16	229	310	.739
3. Iowa State.....	16	213	294	.724
4. Texas Tech.....	16	232	325	.714
5. Nebraska.....	16	252	354	.712
6. Oklahoma.....	16	204	291	.701
7. Kansas State.....	16	223	319	.699
8. Kansas.....	16	239	346	.691
9. Baylor.....	16	192	282	.681
10. Colorado.....	16	212	320	.663
11. Missouri.....	16	189	288	.656
12. Texas A&M.....	16	196	301	.651

3-POINT FIELD GOAL PERCENTAGE

Team	G	3FG	FGA	PCT
1. Texas.....	16	128	307	.417
2. Oklahoma.....	16	101	261	.387
3. Baylor.....	16	129	336	.384
4. Texas Tech.....	16	79	208	.380
5. Kansas.....	16	96	254	.378
6. Kansas State.....	16	76	209	.364
7. Iowa State.....	16	119	338	.352
8. Texas A&M.....	16	100	286	.350
9. Colorado.....	16	136	398	.342
10. Nebraska.....	16	99	293	.338
11. Oklahoma State.....	16	77	231	.333
12. Missouri.....	16	100	307	.326

3-POINT FIELD GOALS MADE

Team	G	3FG	AVG
1. Colorado.....	16	136	8.5
2. Baylor.....	16	129	8.1
3. Texas.....	16	128	8.0
4. Iowa State.....	16	119	7.4
5. Oklahoma.....	16	101	6.3
6. Missouri.....	16	100	6.3
Texas A&M.....	16	100	6.3
8. Nebraska.....	16	99	6.2
9. Kansas.....	16	96	6.0
10. Texas Tech.....	16	79	4.9
11. Oklahoma State.....	16	77	4.8
12. Kansas State.....	16	76	4.8

REBOUNDING MARGIN

Team	G	TEAM	AVG	OPP	AVG	MAR
1. Texas.....	16	.604	37.8	.468	29.3	+8.5
2. Oklahoma.....	16	.571	35.7	.466	29.1	+6.6
3. Kansas.....	16	.626	39.1	.531	33.2	+5.9
4. Nebraska.....	16	.591	36.9	.550	34.4	+2.6
5. Kansas State.....	16	.570	35.6	.532	33.2	+2.4
6. Colorado.....	16	.643	40.2	.633	39.6	+0.6
7. Oklahoma State.....	16	.511	31.9	.515	32.2	-0.2
8. Texas A&M.....	16	.484	30.3	.525	32.8	-2.6
9. Missouri.....	16	.505	31.6	.569	35.6	-4.0
10. Iowa State.....	16	.533	33.3	.609	38.1	-4.8
11. Baylor.....	16	.509	31.8	.627	39.2	-7.4
12. Texas Tech.....	16	.496	31.0	.618	38.6	-7.6



game **RECAPS****OU 68, SAMFORD 41****Game 1**

Nov. 19, 2005 • Norman, Okla. • Lloyd Noble Center • Sooner Sports Network

SAMFORD	MP	FG	3FG	FT	R	F	A	TO	B	S	TP
Merritt (F)	40	6-13	1-4	2-3	5	2	0	7	0	1	15
Woolsey (F)	17	2-3	0-1	0-0	1	3	1	3	0	2	4
Merritt (G)	31	0-2	0-2	2-2	0	4	2	1	0	2	2
Smith (G)	29	0-1	0-1	2-2	2	1	0	1	0	1	2
Gulina (G)	30	4-9	2-3	2-2	0	2	0	2	0	0	12
West	17	1-2	0-0	0-0	0	1	0	3	0	1	2
Black	12	1-1	0-0	0-0	1	0	0	0	0	0	2
Peterson	23	1-4	0-1	0-0	2	2	1	1	1	1	2
LoPiano	1	0-0	0-0	0-0	0	0	0	0	0	0	0
Totals	200	15-35	3-12	8-9	14	15	4	18	1	8	41
		(.429)	(.250)	(.889)							

OKLAHOMA	MP	FG	3FG	FT	R	F	A	TO	B	S	TP
Gray (F)	23	3-7	0-0	2-4	4	1	2	1	1	1	8
Bookout (F)	26	6-10	0-0	1-2	10	0	0	2	0	1	13
Walker (G)	21	0-1	0-0	2-2	1	3	2	2	0	0	2
Everett (G)	27	3-10	0-3	1-2	4	0	5	4	1	2	7
Godbold (G)	32	2-6	1-2	0-0	7	4	3	2	0	1	5
Neal	29	5-13	5-10	0-0	4	3	2	1	0	1	15
Ott	1	0-1	0-1	0-0	0	0	0	0	0	0	0
Sampson	6	0-0	0-0	0-0	0	0	3	0	0	0	0
Carter	17	3-6	0-1	4-4	5	0	0	3	0	1	10
Longar	11	2-2	0-0	0-0	2	0	0	0	1	2	4
Griffin	7	0-0	0-0	4-4	4	2	2	0	0	1	4
Totals	200	24-56	6-17	14-18	42	13	19	15	3	10	68
		(.429)	(.353)	(.778)							

Officials: Tom O'Neill, Danny Hooker, James Durham**Technical:** None; **Attendance:** 10,375; **Halftime:** OU 27, Samford 17

Notes: The Sooners outrebounded Samford 42-14 and held a 21-0 offensive board advantage ... Samford's 14 rebounds were the fewest by an opponent during the Kelvin Sampson era ... Michael Neal made five 3-pointers in his OU debut, tying a school record ... The game marked the first time that Terrell Everett and Taj Gray were both held to single-digit scoring.

OU 88, BINGHAMTON 60**Game 2**

Nov. 23, 2005 • Norman, Okla. • Lloyd Noble Center • Sooner Sports Network

BINGHAMTON	MP	FG	3FG	FT	R	F	A	TO	B	S	TP
Hermenier (F)	14	1-2	0-1	3-4	0	5	0	2	0	0	5
Fithian (F)	35	2-5	0-0	2-5	3	4	1	2	0	0	6
Jackson (G)	8	1-1	0-0	0-0	0	0	0	0	0	0	2
Gordon (G)	34	4-5	3-3	3-6	3	3	3	4	0	3	14
Heard (G)	39	5-16	3-9	5-6	2	2	0	4	0	1	18
Davison	6	0-3	0-1	0-0	1	1	1	0	0	0	0
Milne	2	0-2	0-0	0-0	1	1	0	0	0	0	0
Jackson	12	0-1	0-0	2-2	2	0	0	0	0	0	2
Hailey	21	2-6	0-1	0-0	1	2	0	1	0	2	4
Olomo	9	0-0	0-0	0-0	0	1	0	0	0	1	0
James	20	4-9	0-0	1-2	4	3	0	1	0	1	9
Totals	200	19-50	6-15	16-25	22	22	5	14	0	8	60
		(.380)	(.400)	(.640)							

OKLAHOMA	MP	FG	3FG	FT	R	F	A	TO	B	S	TP
Gray (F)	21	5-8	0-0	4-4	8	4	1	2	4	2	14
Bookout (F)	29	2-3	0-0	5-7	5	2	0	1	0	1	9
Walker (G)	20	3-4	1-1	2-4	0	3	4	2	0	1	9
Everett (G)	29	3-6	1-2	2-2	2	2	8	3	0	1	9
Godbold (G)	25	5-10	4-7	0-0	3	2	1	2	0	1	14
Neal	23	5-11	4-9	0-0	4	2	2	1	0	1	14
Ott	1	0-0	0-0	0-0	0	0	0	0	0	0	0
Sampson	6	0-0	0-0	0-0	0	1	1	2	0	0	0
Carter	18	2-5	1-1	4-4	4	2	0	0	1	0	9
Longar	12	2-2	0-0	0-1	3	1	0	0	1	0	4
Griffin	16	2-4	0-0	2-2	7	4	1	2	1	1	6
Totals	200	29-53	11-20	19-24	40	23	18	15	7	8	88
		(.547)	(.550)	(.792)							

Officials: Mark Whitehead, Brent Dugas, Mike Litzelfelner**Technical:** OU - Gray; **Attendance:** 11,102; **Halftime:** OU 50, Binghamton 31

Notes: OU was 11-for-20 from 3-point range ... David Godbold and Michael Neal both made four treys ... The game was just the fourth since the start of the 2001-02 season that OU shot at least .500 from both the field and 3-point line and at least .750 from the foul line ... OU gave up its first opponent offensive rebound of the year three minutes into the second half.

OU 81, BELMONT 59**Game 3**

Nov. 26, 2005 • Norman, Okla. • Lloyd Noble Center • Sooner Sports Network

BELMONT	MP	FG	3FG	FT	R	F	A	TO	B	S	TP
Oliver (F)	20	1-3	1-3	0-0	2	2	2	3	0	0	3
Preston (C)	20	2-5	0-0	0-0	3	3	1	2	0	0	4
Goodwin (G)	32	1-5	1-4	2-2	2	0	1	3	0	1	5
Collins (G)	21	3-10	1-1	0-3	3	2	0	2	0	3	7
Hare (G)	24	2-12	0-2	3-5	1	3	2	1	0	3	7
Jones	9	0-1	0-1	0-0	0	1	0	0	0	0	0
Herndon	19	8-10	0-0	2-3	5	4	2	4	0	0	18
Wicke	17	3-3	2-2	0-0	2	4	1	1	0	0	8
House	1	0-0	0-0	0-2	0	1	0	0	0	0	0
Harris	14	0-3	0-0	0-0	3	3	2	2	0	0	0
Dotson	20	3-7	1-3	0-0	6	2	0	0	1	0	7
Modlin	3	0-0	0-0	0-0	0	1	0	1	0	0	0
Totals	200	23-59	6-16	7-15	30	26	11	19	1	7	59
		(.390)	(.375)	(.467)							

OKLAHOMA	MP	FG	3FG	FT	R	F	A	TO	B	S	TP
Gray (F)	28	5-10	0-0	5-6	14	2	0	3	3	1	15
Bookout (F)	24	4-8	0-0	3-3	6	2	0	2	1	1	11
Walker (G)	14	0-4	0-1	0-0	3	3	2	1	0	0	0
Everett (G)	34	6-12	0-3	5-6	4	3	9	4	1	4	17
Godbold (G)	27	5-10	1-4	1-2	2	2	1	0	0	0	12
Neal	29	4-12	3-8	3-3	4	2	1	2	0	2	14
Ott	1	0-0	0-0	0-0	0	0	0	0	0	0	0
Sampson	1	0-0	0-0	0-0	1	1	0	0	0	0	0
Carter	16	1-5	0-1	5-7	4	2	1	1	0	1	7
Longar	10	1-1	0-0	0-1	3	0	0	0	0	0	2
Griffin	16	1-3	0-0	1-2	8	0	0	2	0	0	3
Totals	200	27-65	4-17	23-30	52	17	14	15	5	9	81
		(.415)	(.235)	(.767)							

Officials: Brad Ferrie, Chuck Hood, James Breeding**Technical:** None; **Attendance:** 11,123; **Halftime:** OU 40, Belmont 25

Notes: Terrell Everett scored in double figures (team-high 17 points) for the first time of the season and added a career-high-tying nine assists and four steals ... Taj Gray recorded season highs of 15 points and 14 rebounds ... Belmont entered the game shooting .606 from the field and .619 from 3-point territory but was held to .390 and .375 figures ... OU outrebounded the Bruins 30-9 in the second half and 52-30 overall ... Taylor Griffin pulled down eight boards in just 16 minutes of play.





Carter

Clark

Crocker

Gerber

Godbold

Griffin

game RECAPS

2005-06 REVIEW

OU 62, TULSA 53

Game 4

Nov. 30, 2005 • Tulsa, Okla. • Reynolds Center • Sooner Sports Network

OKLAHOMA	MP	FG	3FG	FT	R	F	A	TO	B	S	TP
Gray (F)	19	2-3	0-0	0-1	2	5	0	2	1	2	4
Bookout (F)	30	2-2	0-0	2-3	10	3	0	2	1	2	6
Walker (G)	12	1-3	0-1	0-0	0	1	2	0	0	1	2
Everett (G)	36	10-19	1-4	5-6	3	2	1	5	0	2	26
Godbold (G)	23	1-4	0-1	0-1	2	2	0	1	0	1	2
Neal	25	4-12	2-9	4-4	3	1	2	1	0	1	14
Johnson	7	0-2	0-1	0-0	0	0	0	3	0	2	0
Carter	21	2-6	1-3	3-6	6	1	2	1	0	1	8
Longar	5	0-1	0-0	0-0	0	0	0	1	1	0	0
Griffin	22	0-4	0-1	0-0	9	4	2	0	0	3	0
Totals	200	22-56	4-20	14-21	40	19	9	16	3	15	62
		(.393)	(.200)	(.667)							

TULSA	MP	FG	3FG	FT	R	F	A	TO	B	S	TP
Crow (F)	27	3-7	1-2	3-4	3	5	1	3	0	0	10
Ramsdell (F)	27	3-6	2-3	2-4	4	4	0	2	3	0	10
Price (F)	36	4-12	0-0	2-2	4	0	3	2	2	0	10
James (G)	31	3-8	0-2	2-2	4	2	7	4	0	4	8
Reese (G)	27	0-1	0-0	0-0	3	5	0	1	1	0	0
Wallace	8	1-1	0-0	1-1	0	0	1	0	0	2	3
McDade	21	3-5	1-1	0-0	3	3	0	0	0	0	7
Wheatley	10	0-0	0-0	0-0	0	1	0	3	0	1	0
Hanson	9	2-2	1-1	0-0	0	2	1	5	0	0	5
Mitchell	4	0-0	0-0	0-0	0	1	0	0	0	0	0
Totals	200	19-42	5-9	10-13	24	23	13	20	6	7	53
		(.452)	(.556)	(.769)							

Officials: Danny Hooker, Rick Randall, Tom Eades
Technical: None; **Attendance:** 8,555; **Halftime:** OU 37, Belmont 18

Notes: Terrell Everett scored a career-high 26 points (his previous high was 20) ... Taj Gray fouled out after scoring just four points (his second lowest career total) and grabbing two rebounds ... Michael Neal scored 14 points off the bench for the third straight game ... The Sooners led by 19 at halftime but were outscored by 10 in the second half ... OU outrebounded Tulsa 40-24 and grabbed 19 offensive boards compared to four for the Golden Hurricane.

VILLANOVA 85, OU 74

Game 5

Dec. 3, 2005 • Philadelphia, Pa. • The Pavilion • ESPN

OKLAHOMA	MP	FG	3FG	FT	R	F	A	TO	B	S	TP
Gray (F)	32	9-14	0-0	4-6	7	5	0	3	0	0	22
Bookout (F)	30	6-8	0-0	3-3	3	2	0	0	1	2	15
Walker (G)	4	0-0	0-0	0-0	0	0	1	1	0	0	0
Everett (G)	35	4-8	2-4	1-1	4	3	9	6	0	1	11
Godbold (G)	24	2-7	0-2	2-2	2	3	2	3	0	0	6
Neal	29	3-8	2-5	0-2	0	2	4	1	0	0	8
Johnson	12	1-4	1-3	0-0	0	2	3	0	0	0	3
Carter	17	2-2	1-1	0-0	2	3	0	2	0	0	5
Longar	1	0-0	0-0	0-0	0	1	0	0	0	0	0
Griffin	16	1-1	0-0	2-2	1	2	0	1	0	0	16
Totals	200	28-52	6-15	12-16	29	23	19	17	1	3	74
		(.538)	(.400)	(.750)							

VILLANOVA	MP	FG	3FG	FT	R	F	A	TO	B	S	TP
Sheridan (F)	30	2-3	0-0	1-1	5	2	2	1	2	0	5
Lowry (G)	29	3-6	1-1	3-3	1	3	3	3	0	0	10
Foye (G)	38	14-21	3-8	1-1	3	1	2	1	0	2	32
Nardi (G)	30	2-5	1-3	2-2	0	1	0	2	0	0	7
Ray (G)	31	5-11	1-5	10-10	1	3	1	3	0	0	21
Fraser	26	2-2	0-0	6-8	4	1	0	0	3	1	10
Charles	3	0-1	0-0	0-0	1	1	0	0	0	0	0
Anderson	1	0-0	0-0	0-0	0	0	1	0	0	0	0
Cunningham	12	0-0	0-0	0-0	1	3	0	0	0	0	0
Totals	200	28-49	6-17	23-25	20	15	9	10	5	3	85
		(.571)	(.353)	(.920)							

Officials: Jim Burr, Steve Welmer, Curtis Shaw
Technical: OU-Godbold, Team; **Attendance:** 6,500; **Halftime:** OU 35, Villanova 35

Notes: OU led by 10 (25-15) with 13 minutes into the game ... Nate Carter hit a running 3-pointer at the halftime buzzer to tie the score at 35-35 ... Taj Gray scored 18 of his 22 points in the second half (he was 8-for-8 from the field after halftime) ... Terrell Everett's nine assists tied a career high ... OU shot .615 from the field in the second half while Villanova shot .652 ... The game was the second between the two schools (OU won in the 1988 Elite Eight).

OU 57, COPPIN STATE 47

Game 6

Dec. 10, 2005 • Norman, Okla. • Lloyd Noble Center • Sooner Sports Network

COPPIN STATE	MP	FG	3FG	FT	R	F	A	TO	B	S	TP
Proctor (F)	5	0-2	0-0	0-0	2	0	1	1	0	0	0
Chesnut (F)	14	0-1	0-0	0-2	0	2	0	0	0	1	0
Roberts (G)	23	4-9	2-3	1-2	1	0	0	3	0	0	11
McKee (G)	31	7-14	2-4	3-4	5	3	2	7	0	2	19
Woodlin (G)	36	2-9	2-7	4-5	2	4	0	0	0	2	10
Ivey	7	0-2	0-1	0-0	1	0	0	1	0	0	0
Otis	15	0-0	0-0	0-0	1	0	0	2	0	0	0
Bell	1	0-0	0-0	0-0	0	0	0	1	0	0	0
Miller	5	0-0	0-0	0-1	0	0	0	1	0	0	0
Norwood	25	1-3	0-0	0-0	6	4	0	2	0	2	2
Harrison	35	2-5	0-0	1-2	5	4	0	2	1	1	5
Pressey	3	0-0	0-0	0-0	0	0	0	0	0	0	0
Totals	200	16-45	6-15	9-16	29	17	3	20	1	9	47
		(.356)	(.400)	(.563)							

OKLAHOMA	MP	FG	3FG	FT	R	F	A	TO	B	S	TP
Gray (F)	27	5-6	0-0	8-11	5	1	0	2	0	2	18
Carter (F)	17	3-8	0-0	1-3	1	3	1	1	0	0	7
Bookout (F)	30	8-9	0-0	3-4	7	0	0	0	0	0	19
Everett (G)	27	0-2	0-2	0-0	3	4	6	3	0	0	0
Johnson (G)	30	2-7	1-4	0-0	4	2	3	5	1	3	5
Walker	7	0-0	0-0	0-0	0	3	0	4	0	0	0
Neal	26	2-5	2-4	0-0	2	1	4	1	0	3	6
Godbold	13	0-4	0-3	0-0	3	1	1	0	0	1	0
Longar	10	0-4	0-0	0-0	2	0	0	0	0	0	0
Griffin	13	1-2	0-0	0-0	2	3	0	1	0	0	2
Totals	200	21-47	3-13	12-18	32	18	15	17	1	9	57
		(.447)	(.231)	(.667)							

Officials: Dan Chrisman, Randy Heimerman, Jeb Hartness
Technical: None; **Attendance:** 11,479; **Halftime:** OU 28, Coppin State 9

Notes: Oklahoma held Coppin State to nine first-half points, marking the fewest in a half in Eagles history ... The Sooners were outscored 38-29 after halftime ... Kevin Bookout scored a team-high 19 points while Taj Gray added 18 ... Bookout was 8-for-9 from the field and Gray was 5-for-6 ... Freshman Austin Johnson made his first career start and contributed five points, four rebounds three assists and three steals in 30 minutes ... Nate Carter (seven points) made his first OU start ... Senior Terrell Everett was held scoreless (0-for-2 from the field) for the first time in his Oklahoma career.

► Taj Gray scored 18 of his 22 points at Villanova in the second half when he was 8-for-8 from the field.



game **RECAPS****OU 68, SOUTHERN 54****Game 7**

Dec. 17, 2005 • Norman, Okla. • Lloyd Noble Center • Sooner Sports Network

SOUTHERN	MP	FG	3FG	FT	R	F	A	TO	B	S	TP
Hishaw (F)	14	0-2	0-0	0-0	4	5	2	0	1	0	0
Campbell (C)	31	3-12	0-0	1-1	7	4	2	2	0	0	7
Wardlow (G)	14	1-1	1-1	0-0	1	1	2	0	0	0	3
Alexander (G)	34	6-13	4-7	4-4	2	1	1	2	0	2	20
Mott (G)	31	2-5	1-2	4-4	4	4	1	1	2	0	9
Bradford	2	0-1	0-0	0-0	0	0	1	0	0	2	0
Wiley	19	2-4	0-0	0-0	1	2	1	2	0	1	4
Cipriano	28	1-5	0-0	1-3	4	0	0	4	0	1	3
Riley-Smith	23	3-7	2-3	0-0	2	1	1	3	0	2	8
Guillory	2	0-1	0-0	0-0	1	1	0	0	0	0	0
Anderson	2	0-0	0-0	0-0	0	0	0	0	0	0	0
Totals	200	18-51	8-13	10-12	34	19	11	16	3	8	54
		(.353)	(.615)	(.833)							

OKLAHOMA	MP	FG	3FG	FT	R	F	A	TO	B	S	TP
Gray (F)	27	8-11	0-0	6-8	14	2	0	2	1	1	22
Bookout (F)	25	6-10	0-0	4-11	7	2	0	0	1	0	16
Neal (G)	33	3-16	3-13	0-0	4	0	2	0	0	2	9
Everett (G)	39	4-12	2-7	0-1	1	3	6	3	0	3	10
Godbold (G)	24	1-7	0-3	0-0	4	2	3	0	0	0	2
Walker	7	0-0	0-0	0-0	1	0	2	2	1	1	0
Sampson	6	0-2	0-1	0-0	1	0	0	1	0	0	0
Johnson	7	0-0	0-0	0-0	0	0	0	0	0	0	0
Carter	19	2-4	0-0	4-4	7	2	1	0	0	1	8
Longar	9	0-1	0-0	0-0	3	1	1	1	0	0	0
Griffin	4	0-0	0-0	1-2	0	1	0	0	0	0	1
Totals	200	24-63	5-24	15-26	47	13	15	10	3	8	68
		(.381)	(.208)	(.577)							

Officials: Mike Thibodeaux, Terry Moore, Kelly Groom
Technical: None; **Attendance:** 11,446; **Halftime:** OU 36, Southern 27

Notes: OU's 27 offensive rebounds were the most in 100 games and the third most of the Kelvin Sampson era ... Taj Gray netted 22 points and grabbed 14 boards ... Kevin Bookout's 11 free throw attempts were a career high ... Gray and Bookout combined to go 14-for-21 (.667) from the field while the rest of the team was 10-for-42 (.238) ... Michael Neal made his first career start and had nine points.

WEST VIRGINIA 92, OU 68**Game 8**

Dec. 22, 2005 • Oklahoma City, Okla. • Ford Center • ESPN2

WEST VIRGINIA	MP	FG	3FG	FT	R	F	A	TO	B	S	TP
Herber (F)	39	9-13	0-4	3-3	2	2	5	4	0	2	21
Young (F)	23	5-7	2-3	2-2	3	0	3	0	0	0	14
Pittsnogle (F)	38	8-11	3-5	6-6	6	3	1	0	0	1	25
Collins (G)	24	1-3	1-2	3-4	0	4	2	2	0	1	6
Gansey (G)	35	6-7	1-1	2-3	2	0	3	0	0	3	15
Beilein	26	1-3	1-3	3-4	4	3	4	0	0	1	6
Nichols	14	2-4	0-2	1-1	2	3	1	0	0	1	5
Summers	2	0-0	0-0	0-0	0	0	0	0	0	0	0
Totals	200	32-48	8-20	20-23	22	15	19	6	0	9	92
		(.667)	(.400)	(.870)							

OKLAHOMA	MP	FG	3FG	FT	R	F	A	TO	B	S	TP
Gray (F)	37	11-14	0-0	9-9	8	4	1	0	0	1	31
Bookout (F)	30	2-4	0-0	0-0	6	2	0	1	0	0	4
Neal (G)	39	5-16	4-11	2-3	2	4	1	4	0	0	16
Everett (G)	37	3-11	0-3	2-3	4	2	5	5	0	1	8
Godbold (G)	15	0-4	0-3	0-0	2	2	1	1	0	0	0
Walker	2	0-0	0-0	0-0	0	1	1	1	0	0	0
Johnson	17	0-1	0-1	0-0	1	1	2	0	0	0	0
Carter	13	2-3	0-0	1-2	2	2	1	0	0	0	5
Griffin	10	2-2	0-0	0-0	2	1	0	1	0	0	4
Totals	200	25-55	4-18	14-17	28	19	12	13	0	2	68
		(.455)	(.222)	(.824)							

Officials: Jim Burr, Curtis Shaw, Tim Higgins
Technical: None; **Attendance:** 17,522; **Halftime:** West Virginia 41, OU 34

Notes: West Virginia's .667 field goal percentage was the second highest against an OU team coached by Kelvin Sampson ... The Mountaineers were 24-for-28 on two-point field goals ... The loss was OU's worst on a neutral court under Sampson ... Taj Gray scored a career-high 31 points (21 after halftime) on 11-of-14 field goal shooting and was 9-for-9 from the free throw line ... Michael Neal scored all of his 16 points in the first half.

OU 81, ORAL ROBERTS 73**Game 9**

Dec. 28, 2005 • Norman, Okla. • Lloyd Noble Center • Sooner Sports Network

ORAL ROBERTS	MP	FG	3FG	FT	R	F	A	TO	B	S	TP
Green (F)	39	6-12	0-2	6-7	10	3	6	6	0	0	18
Ogunoye (F)	25	2-2	0-0	1-2	3	4	2	0	0	0	5
Michalec (C)	21	4-5	0-0	1-2	6	4	1	7	0	0	9
Tutt (G)	34	4-12	2-3	0-0	5	1	2	2	0	0	10
Owens (G)	37	6-9	1-2	2-3	5	5	2	0	0	0	15
Vealy	10	1-2	1-2	0-0	2	1	0	0	0	0	3
Ehambe	1	0-0	0-0	0-0	0	0	0	0	0	0	0
Bluitt	27	5-8	3-5	0-1	1	2	1	2	0	0	13
Fowlkes	6	0-1	0-0	0-2	0	0	1	1	0	1	0
Totals	200	28-51	7-14	10-17	35	20	15	18	0	1	73
		(.549)	(.500)	(.588)							

OKLAHOMA	MP	FG	3FG	FT	R	F	A	TO	B	S	TP
Gray (F)	35	4-8	0-0	4-6	9	2	1	1	0	3	12
Carter (F)	28	5-11	0-1	6-6	6	1	1	0	0	1	16
Bookout (F)	36	10-18	0-0	4-6	10	4	0	1	2	2	24
Walker (G)	11	1-3	1-1	0-0	1	1	2	0	0	0	3
Everett (G)	36	5-14	3-5	4-6	3	2	5	1	0	1	17
Neal	33	1-7	1-5	2-2	1	2	3	0	0	3	5
Godbold	13	0-2	0-1	0-0	1	0	1	1	2	0	0
Griffin	8	2-2	0-0	0-0	2	2	1	1	0	1	4
Totals	200	28-65	5-13	20-26	33	15	14	5	4	11	81
		(.431)	(.385)	(.769)							

Officials: Mike Wood, Paul Janssen, Don Dailey
Technical: None; **Attendance:** 12,545; **Halftime:** OU 37, Oral Roberts 31

Notes: Kevin Bookout scored a season-high 24 points and matched a season-high with 10 rebounds ... Terrell Everett scored all of his 17 points after halftime and netted key back-to-back 3-pointers late in the game ... Nate Carter's 16 points were his most in an OU uniform ... The Sooners' five turnovers tied as the second fewest under Kelvin Sampson ... Oklahoma was outrebounded (35-33) for the first time of the season ... Oral Roberts outshot OU .549 to .431 ... Chris Walker started for the first time since the Dec. 3 Villanova game ... The Sooners outscored ORU 19-6 over the game's final 5:23.

OU 68, ALABAMA 56**Game 10**

Dec. 31, 2005 • Norman, Okla. • Lloyd Noble Center • ESPN

ALABAMA	MP	FG	3FG	FT	R	F	A	TO	B	S	TP
Davis (F)	38	7-12	2-5	2-2	3	3	2	1	0	2	18
Gee (F)	28	2-6	0-2	1-1	2	4	0	4	0	1	5
Hendrix (F)	34	4-6	0-0	2-2	3	3	0	1	2	1	10
Davidson (C)	32	1-6	0-0	1-2	6	2	1	2	2	0	3
Steele (G)	40	6-10	3-3	3-4	2	1	4	3	0	1	18
Hollinger	8	0-1	0-1	0-0	1	1	0	1	0	1	0
Brock	11	0-0	0-0	2-2	0	0	2	0	0	1	2
Jonus	9	0-2	0-2	0-0	1	1	0	0	0	0	0
Totals	200	20-43	5-13	11-13	18	15	9	12	4	7	56
		(.465)	(.385)	(.846)							

OKLAHOMA	MP	FG	3FG	FT	R	F	A	TO	B	S	TP
Gray (F)	31	4-7	0-0	5-5	7	3	3	3	2	0	13
Carter (F)	15	1-4	0-1	0-0	2	2	0	0	1	0	2
Bookout (F)	37	6-10	0-0	6-6	8	3	1	2	0	0	18
Walker (G)	3	0-0	0-0	0-0	0	0	0	0	0	0	0
Everett (G)	38	3-14	0-2	0-0	7	2	10	3	0	2	6
Neal	33	3-7	3-6	2-2	3	1	3	0	0	0	11
Godbold	6	0-0	0-0	0-0	1	1	0	2	0	0	0
Johnson	26	4-10	2-6	4-4	5	1	0	1	0	3	14
Longar	11	2-3	0-0	0-1	3	0	0	0	1	0	4
Totals	200	23-55	5-15	17-18	40	13	17	12	4	5	68
		(.418)	(.333)	(.944)							

Officials: Tony Greene, Kerry Sitton, J.B. Caldwell
Technical: None; **Attendance:** 12,745; **Halftime:** OU 32, Alabama 31

Notes: OU outrebounded Alabama 40-18 overall and 16-1 on the offensive end despite Alabama starting players standing 6-6, 6-8, 6-8 and 6-10 ... Austin Johnson came off the bench to supply career highs in points (14), rebounds (5) and steals (3) after not playing the previous game due to a sprained ankle ... Kevin Bookout led OU with 18 points and 10 rebounds ... The Sooners outscored Alabama 26-13 over the final 13 minutes to improve to 4-1 in the series.



Carter

Clark

Crocker

Gerber

Godbold

Griffin

game RECAPS

2005-06 REVIEW

OU 50, SMU 47

Game 11

Jan. 3, 2006 • Dallas, Texas • Moody Coliseum

OKLAHOMA	MP	FG	3FG	FT	R	F	A	TO	B	S	TP
Gray (F)	39	4-8	0-0	7-10	10	1	1	5	0	0	15
Carter (F)	19	3-4	0-0	0-0	7	0	0	2	0	1	6
Bookout (F)	37	4-6	0-0	1-2	7	3	0	2	0	0	9
Everett (G)	30	1-6	1-2	0-0	5	5	5	4	0	0	3
Johnson (G)	30	1-6	0-4	0-2	3	2	2	3	2	1	2
Neal	28	1-9	1-6	3-4	0	1	2	2	0	0	6
Godbold	13	2-2	2-2	2-2	2	2	1	0	1	1	8
Longar	1	0-0	0-0	1-2	1	0	0	0	0	0	1
Griffin	3	0-0	0-0	0-0	1	0	0	0	0	0	0
Totals	200	16-41	4-14	14-22	41	14	11	19	3	3	50
		(.390)	(.286)	(.636)							

SMU	MP	FG	3FG	FT	R	F	A	TO	B	S	TP
Pearson (F)	31	2-5	0-3	0-0	3	3	0	2	0	1	4
Rackauskas (C)	25	1-7	0-0	0-0	1	5	0	0	2	0	2
Willingham (G)	33	5-12	4-10	6-6	2	1	0	3	0	1	20
Hopkins (G)	38	2-12	1-7	4-4	6	2	4	2	1	3	9
Roberts (G)	37	3-6	0-0	0-0	5	2	7	1	1	1	6
Morris	15	1-4	2-2	0-0	1	2	0	1	0	0	2
Ofoegbu	5	2-2	0-0	0-0	0	3	0	0	0	0	4
Killen	11	0-1	0-0	0-0	0	3	0	2	0	1	0
Fall	3	0-0	0-0	0-0	0	2	0	0	0	0	0
Epps	2	0-0	0-0	0-0	0	1	0	1	0	0	0
Totals	200	16-49	5-20	10-10	21	24	11	12	4	7	47
		(.327)	(.250)	(1.000)							

Officials: Tom Eades, Hal Lusk, Dan Chrisman

Technical: None; **Attendance:** 6,857; **Halftime:** OU 24, SMU 17

Notes: The Sooners earned a road win despite committing 19 turnovers and shooting just .390 from the field ... OU outrebounded SMU 41-21 overall and 17-8 on the offensive glass ... Taj Gray recorded a double-double with 15 points and 10 rebounds ... David Godbold made 3-pointers on back-to-back second-half possessions ... SMU's Brian Hopkins entered the game averaging 19.5 points but was held to nine ... SMU's 17 first-half points were the second fewest surrendered on the road by a Kelvin Sampson OU team.

NEBRASKA 59, OU 58

Game 12

Jan. 7, 2006 • Lincoln, Neb. • Devaney Center • ESPN Regional

OKLAHOMA	MP	FG	3FG	FT	R	F	A	TO	B	S	TP
Gray (F)	34	4-7	0-0	0-0	10	3	1	1	2	1	8
Bookout (F)	35	7-11	0-1	0-0	8	5	0	1	1	1	14
Everett (G)	40	5-15	1-6	0-0	6	1	9	6	0	2	11
Godbold (G)	40	4-12	3-8	2-2	1	2	2	4	0	2	13
Johnson (G)	21	1-4	1-4	0-0	3	2	0	1	0	0	3
Carter	24	2-3	0-0	2-2	5	4	0	1	0	1	6
Longar	6	1-1	0-0	1-3	1	0	0	1	0	0	3
Totals	200	24-53	5-19	5-7	38	17	12	15	3	7	58
		(.453)	(.263)	(.714)							

NEBRASKA	MP	FG	3FG	FT	R	F	A	TO	B	S	TP
Walker (F)	16	1-4	0-0	1-2	3	0	0	0	1	1	3
Wilkinson (F)	31	1-6	0-3	0-0	6	2	1	0	3	2	2
Dourisseau (G)	28	6-11	2-4	3-5	3	3	3	2	0	0	17
McCray (G)	34	4-11	4-8	0-0	1	1	0	0	0	3	12
Richardson (G)	33	4-6	3-5	4-5	3	1	4	3	0	0	15
Perry	14	3-8	0-3	0-0	0	1	0	0	0	0	6
Walker	4	0-1	0-1	0-0	0	0	0	1	0	0	0
Schliep	6	0-0	0-0	0-0	0	0	0	0	0	1	0
Maric	18	1-2	0-0	2-4	4	3	0	1	0	2	4
White	7	0-2	0-2	0-0	1	0	1	1	0	0	0
Ledsome	3	0-1	0-0	0-0	0	1	0	0	0	0	0
Marks	6	0-0	0-0	0-0	2	1	0	1	0	0	0
Totals	200	20-52	9-26	10-16	28	13	9	9	4	9	59
		(.385)	(.346)	(.625)							

Officials: Steve Welmer, Rick Hartzell, David Hall

Technical: None; **Attendance:** 10,442; **Halftime:** OU 33, Nebraska 25

Notes: OU led by 10 early in the second half and went up by five on a pair of David Godbold free throws with 40 seconds left ... Nebraska hit two 3-pointers in the final 23 seconds (the second by Joe McCray with 5.6 seconds remaining) ... Terrell Everett's five-footer at the buzzer after driving the length of the court was off the mark ... OU outshot the Huskers (.453 to .385) and outrebounded them (38-28) ... Michael Neal didn't play due to a strained groin ... The loss snapped a seven-game winning streak against Nebraska.

MISSOURI 71, OU 69

Game 13

Jan. 10, 2006 • Norman, Okla. • Lloyd Noble Center • ESPN Plus

MISSOURI	MP	FG	3FG	FT	R	F	A	TO	B	S	TP
Brown (F)	33	8-12	1-2	4-5	6	2	0	2	1	0	21
Watkins (F)	14	0-1	0-0	1-2	1	1	0	1	0	3	1
Young (C)	22	3-4	0-0	3-3	3	5	1	2	0	0	9
McKinney (G)	35	2-8	0-0	4-4	6	0	2	1	0	1	8
Gardner (G)	37	7-18	4-12	3-5	3	3	4	3	0	2	21
Lyons	9	0-1	0-1	0-0	1	2	0	2	0	0	0
Horton	26	1-3	0-2	2-2	1	1	5	1	0	3	4
Dandridge	3	2-2	0-0	0-0	1	1	0	0	0	0	4
Grimes	6	1-2	1-1	0-0	0	0	0	0	0	0	3
Lawrence	15	0-1	0-0	0-0	0	4	0	0	1	0	0
Totals	200	24-52	6-18	17-21	26	19	12	12	2	9	71
		(.414)	(.333)	(.810)							

OKLAHOMA	MP	FG	3FG	FT	R	F	A	TO	B	S	TP
Gray (F)	34	5-10	0-0	9-9	7	3	0	3	1	0	19
Bookout (F)	37	3-8	0-0	3-4	8	3	0	1	0	1	9
Everett (G)	36	4-11	1-5	2-2	7	2	7	7	0	2	11
Godbold (G)	21	3-7	1-4	0-1	3	2	2	1	0	2	7
Johnson (G)	34	4-11	1-6	1-2	6	2	1	1	0	2	10
Walker	3	0-0	0-0	0-0	0	0	0	1	0	0	0
Carter	25	3-7	0-1	3-3	3	2	3	0	1	0	9
Longar	1	1-1	0-0	0-0	0	0	0	0	0	0	2
Griffin	9	1-3	0-0	0-0	2	0	0	0	0	1	2
Totals	200	24-58	3-16	18-21	39	14	13	14	2	8	69
		(.414)	(.188)	(.857)							

Officials: Ted Hillary, Tom O'Neill, Curtis Shaw

Technical: None; **Attendance:** 11,050; **Halftime:** OU 33, Missouri 32

Notes: Missouri won for the fourth straight time against OU in the regular season ... Marshall Brown made two free throws with 1.8 seconds left for the game's final points ... Brown scored a career-high 21 points while teammate Thomas Gardner also netted 21 ... Taj Gray went 9-for-9 from the free throw line for the second time of the season and finished with a team-high 19 points ... OU outrebounded Missouri 39-26 overall and 17-7 on the offensive glass ... The Sooners shot .857 from the free throw line and were 14-for-15 in the second half (.933).

OU 45, TEXAS A&M 44

Game 14

Jan. 14, 2006 • College Station, Texas • Reed Arena • ESPN2

OKLAHOMA	MP	FG	3FG	FT	R	F	A	TO	B	S	TP
Gray (F)	35	3-5	0-0	7-11	5	3	0	1	3	1	13
Bookout (F)	34	3-4	0-0	0-0	11	2	0	1	1	1	6
Everett (G)	32	6-13	3-4	0-0	4	1	2	6	0	2	15
Godbold (G)	22	2-4	1-3	0-0	1	1	1	2	0	1	5
Johnson (G)	23	0-4	0-2	0-1	1	2	4	4	0	2	0
Neal	22	1-5	1-4	0-2	1	1	2	0	0	2	3
Carter	21	1-3	0-0	1-2	4	3	0	1	0	0	3
Griffin	11	0-1	0-0	0-2	1	1	0	2	0	1	0
Totals	200	16-39	5-13	8-18	29	14	9	17	4	10	45
		(.410)	(.385)	(.444)							

TEXAS A&M	MP	FG	3FG	FT	R	F	A	TO	B	S	TP
Walker (F)	27	3-6	3-5	1-2	1	3	2	2	0	0	10
Pompey (F)	28	2-5	0-0	1-3	4	2	0	4	0	0	5
Jones (C)	24	3-5	0-0	1-2	5	3	1	0	0	1	7
Law (G)	39	6-14	1-4	1-1	3	3	3	4	1	0	14
Kirk (G)	22	0-3	0-2	0-0	1	2	5	2	0	3	0
Bennett	9	0-2	0-0	0-0	3	2	0	1	0	3	0
Smith	2	0-0	0-0	0-0	0	0	0	0	0	0	0
Carter	27	2-8	2-8	0-0	3	0	1	2	1	1	6
Kavaliauskas	22	1-3	0-0	0-0	4	2	0	2	1	0	2
Totals	200	17-46	6-19	4-8	31	17	12	17	3	8	44
		(.370)	(.316)	(.500)							

Officials:

game **RECAPS****OU 60, TEXAS TECH 48****Game 15**

Jan. 21, 2006 • Norman, Okla. • Lloyd Noble Center • ABC

TEXAS TECH	MP	FG	3FG	FT	R	F	A	TO	B	S	TP
Prince (F)	15	1-2	0-1	0-0	1	1	2	4	0	1	2
Plefka (F)	31	2-5	0-0	0-0	2	3	0	1	0	2	4
Dora (F)	34	3-7	0-0	0-0	3	2	3	1	2	0	6
Zeno (G)	40	3-8	0-0	7-8	7	1	1	3	1	2	13
Jackson (G)	40	4-12	3-6	4-4	5	1	1	3	0	2	15
Voskuil	5	0-0	0-0	0-0	0	1	0	1	0	0	0
Lowhorn	17	2-5	0-0	1-2	1	2	0	3	1	0	5
White	18	1-2	1-2	0-0	2	3	2	5	0	1	3
Totals	200	16-41	4-9	12-14	23	14	9	21	4	8	48
		(.390)	(.444)	(.857)							

OKLAHOMA	MP	FG	3FG	FT	R	F	A	TO	B	S	TP
Gray (F)	24	2-8	0-0	3-6	11	3	2	6	0	0	7
Bookout (F)	36	4-11	0-0	1-1	10	4	0	3	0	2	9
Everett (G)	35	5-11	0-3	1-2	1	3	8	4	0	2	11
Godbold (G)	32	0-1	0-1	0-0	7	1	0	0	0	3	0
Johnson (G)	23	3-8	2-5	2-2	2	1	3	3	0	1	10
Walker	9	0-2	0-0	0-0	0	0	2	2	0	2	0
Neal	21	5-9	4-7	1-1	0	2	0	1	0	2	15
Longar	4	1-1	0-0	0-0	1	0	0	1	1	0	2
Griffin	16	3-4	0-0	0-0	4	1	0	1	1	2	6
Totals	200	23-55	6-16	8-12	38	15	15	21	2	14	60
		(.418)	(.375)	(.667)							

Officials: Tom O'Neill, Mike Thibodeaux, Randy Heimerman**Technical:** None; **Attendance:** 12,044; **Halftime:** OU 32, Texas Tech 12

Notes: Michael Neal scored a team-high 15 points in 21 minutes off the bench and hit four 3-pointers in the game's final four minutes ... OU jumped to a 16-2 advantage and led 32-12 at halftime ... It was the fewest points scored against OU in a half by a conference opponent under Kelvin Sampson ... Texas Tech drew to within two, 40-38, before the Sooners used a 20-10 run to end the game ... Both teams had 21 turnovers ... The Sooners outboarded Texas Tech 38-23 and held an 18-6 advantage on the offensive glass.

OU 82, BAYLOR 52**Game 16**

Jan. 25, 2006 • Waco, Texas • Ferrell Center • Sooner Sports Network

OKLAHOMA	MP	FG	3FG	FT	R	F	A	TO	B	S	TP
Gray (F)	28	4-6	0-0	8-12	7	3	1	0	2	2	16
Bookout (F)	30	4-7	0-0	3-7	4	2	0	1	0	0	11
Everett (G)	36	6-15	2-5	2-2	7	1	5	3	0	2	16
Godbold (G)	27	4-8	2-5	0-0	6	5	2	1	0	1	10
Johnson (G)	22	1-4	0-2	0-0	3	1	3	3	0	0	2
Walker	4	0-0	0-0	0-0	1	0	1	1	0	0	0
Neal	27	5-8	5-7	0-0	1	2	1	0	0	2	15
Sampson	4	1-1	0-0	0-0	1	1	0	0	0	0	2
Longar	10	2-3	0-0	1-3	2	1	0	0	0	0	5
Griffin	12	2-5	0-0	1-2	6	4	0	0	1	0	5
Totals	200	29-57	9-19	15-26	41	20	13	9	3	7	82
		(.509)	(.474)	(.577)							

BAYLOR	MP	FG	3FG	FT	R	F	A	TO	B	S	TP
Bush (F)	15	0-2	0-0	2-2	3	1	0	0	0	0	2
Swanson (F)	18	1-1	1-1	2-2	2	3	0	1	0	0	5
Diene (C)	29	0-2	0-0	0-0	6	5	0	2	1	1	0
Jerrells (G)	30	3-7	0-2	2-2	1	1	2	3	0	1	8
Bruce (G)	32	2-13	2-6	4-5	5	1	2	2	0	0	10
Sims	3	1-2	0-0	0-0	0	1	0	0	0	1	2
Dugat	17	0-3	0-1	0-0	3	3	1	6	0	0	0
Fields	25	4-7	2-4	4-5	4	2	0	2	1	1	14
Shipman	4	1-2	1-2	0-0	0	0	0	0	0	0	3
Hurd	3	0-0	0-0	0-2	1	0	1	1	0	0	0
Rogers	21	2-9	0-0	4-8	5	5	0	0	0	0	8
Sheperd	3	0-0	0-0	0-0	0	0	0	0	0	0	0
Totals	200	14-48	6-16	18-26	32	22	6	17	2	4	52
		(.292)	(.375)	(.692)							

Officials: Rick Hartzell, David Hall, Terry Davis**Technical:** None; **Attendance:** 5,217; **Halftime:** OU 37, Baylor 26

Notes: Oklahoma's 30-point win marked its largest victory margin on the road since Feb. 28, 1998 (89-56 at Texas Tech) ... OU turned in its second best 3-point effort of the year (9-for-19) ... Michael Neal came off the bench to supply 15 points on 5-for-7 3-point shooting ... Baylor's .292 field goal performance marked an OU opponent season low ... Oklahoma won for the 23rd straight time against Baylor.

OU 82, TEXAS 72**Game 17**

Jan. 28, 2006 • Norman, Okla. • Lloyd Noble Center • ESPN2


TEXAS	MP	FG	3FG	FT	R	F	A	TO	B	S	TP
Tucker (F)	40	6-9	0-0	2-2	5	4	3	2	0	0	14
Buckman (F)	37	2-6	0-1	2-4	5	4	3	2	0	0	6
Aldridge (F)	37	11-15	0-0	0-1	12	4	0	2	1	2	22
Gibson (G)	40	6-17	4-14	7-10	4	3	2	0	0	1	23
Paulino (G)	27	2-8	1-2	2-2	1	2	2	3	0	2	7
Abrams	16	0-1	0-1	0-0	0	1	2	1	0	0	0
Winder	0+	0-0	0-0	0-0	0	1	0	0	0	0	0
Williams	3	0-1	0-0	0-0	0	1	0	0	0	0	0
Totals	200	27-57	5-18	13-19	30	20	12	10	1	5	72
		(.474)	(.278)	(.684)							

OKLAHOMA	MP	FG	3FG	FT	R	F	A	TO	B	S	TP
Gray (F)	34	9-12	0-0	4-7	8	4	3	2	1	1	22
Bookout (F)	37	2-6	0-0	4-6	4	4	0	0	0	0	8
Everett (G)	40	10-15	2-5	3-4	7	3	8	3	0	1	25
Godbold (G)	30	4-8	2-5	1-2	5	3	3	2	0	2	11
Johnson (G)	14	0-4	0-2	0-0	1	0	1	0	0	1	0
Neal	26	5-9	4-8	0-0	4	0	1	0	0	0	14
Carter	10	1-2	0-0	0-0	2	0	1	1	0	0	2
Longar	3	0-1	0-0	0-0	1	1	0	1	0	0	3
Griffin	6	0-0	0-0	0-0	1	2	1	1	0	0	6
Totals	200	31-57	8-20	12-19	35	17	18	10	1	5	82
		(.544)	(.400)	(.632)							

Officials: Scott Thornley, Curtis Shaw, J.B. Caldwell**Technical:** OU - Gray; **Attendance:** 12,908; **Halftime:** OU 35, Texas 31

Notes: OU made a season-high 31 field goals and shot a season-high .544 from the field ... Texas was the highest ranked opponent (No. 4 in AP) to lose to the Sooners since OU beat No. 3 Connecticut on Jan. 7, 2003 ... Terrell Everett had 25 points, seven rebounds and eight assists while tying a career high with 10 field goals ... Taj Gray added 22 points, eight boards and three assists while going 9-for-12 from the floor ... The Sooners committed just 10 turnovers and outboarded Texas 35-30 (UT was outrebounding its opponents by 11.1 entering the game) ... Oklahoma used a 13-2 run to go up by 10 with 7:33 left ... It was OU's third straight win against Texas and improved its all-time record against the Longhorns to 45-21 ... The game was the 700th in Kelvin Sampson's head coaching career.

► Terrell Everett's 25 points, seven boards and eight assists led OU to a 10-point win over fourth-ranked Texas.



game RECAPS

2005-06 REVIEW

OU 71, TEXAS A&M 63

Game 18

Feb. 1, 2006 • Norman, Okla. • Lloyd Noble Center • ESPN Plus

TEXAS A&M	MP	FG	3FG	FT	R	F	A	TO	B	S	TP
Walker (F)	15	0-1	0-0	0-0	3	3	1	0	0	0	0
Pompey (F)	29	3-9	0-0	0-0	8	5	0	0	0	2	6
Jones (C)	22	3-11	0-0	8-10	6	4	2	3	0	1	14
Law (G)	38	5-11	2-3	1-2	5	0	6	1	0	0	13
Kirk (G)	31	4-5	4-5	0-0	2	3	2	4	1	1	12
Bennett	3	0-2	0-0	0-0	0	0	0	1	0	0	0
Green	3	0-1	0-0	0-0	0	0	1	0	0	0	0
White	14	1-7	1-4	2-2	0	1	0	1	0	0	5
Smith	8	2-2	0-0	0-2	1	1	0	0	0	0	4
Carter	22	2-2	2-2	0-0	1	0	1	1	1	1	6
Kavalisuskas	15	1-2	1-1	0-0	1	2	1	1	1	1	3
Totals	200	21-53	10-15	11-16	27	19	14	12	3	6	63

OKLAHOMA	MP	FG	3FG	FT	R	F	A	TO	B	S	TP
Gray (F)	32	6-9	0-0	1-5	5	2	2	4	4	0	13
Bookout (F)	26	5-8	0-0	1-3	7	4	0	1	0	0	11
Everett (G)	32	5-10	2-3	3-3	7	0	6	6	0	2	15
Godbold (G)	27	3-7	2-5	0-0	4	0	1	1	0	0	8
Johnson (G)	21	0-4	0-2	0-0	4	3	3	1	1	1	0
Neal	31	5-11	4-9	2-3	5	4	2	1	0	0	16
Carter	8	0-1	0-0	1-2	0	0	0	0	0	0	1
Longar	4	0-0	0-0	0-0	0	0	0	0	0	0	0
Griffin	19	3-4	0-0	1-1	6	1	1	1	1	2	7
Totals	200	27-54	8-19	9-17	40	14	15	15	6	5	71

Officials: John Higgins, Mark Reischling, Terry Christman
Technical: None; **Attendance:** 11,618; **Halftime:** OU 40, Texas A&M 33

Notes: Oklahoma posted its third straight game of .500 or better from the field (it shot .500) ... OU outrebounded Texas A&M 40-27 ... The Aggies trailed by 14 with 6:18 remaining before closing to within three with 3:10 to go ... OU used a 7-2 run to end the game (five points from Terrell Everett) ... Michael Neal came off the bench to tie a career high with 16 points (he made four 3-pointers) ... The Sooners were 8-of-19 (.421) from 3-point range while Texas A&M was even better at 10-of-15 (.667) ... The win was OU's 14th straight against A&M.

KANSAS 59, OU 58

Game 19

Feb. 5, 2006 • Lawrence, Kan. • Allen Fieldhouse • CBS

OKLAHOMA	MP	FG	3FG	FT	R	F	A	TO	B	S	TP
Gray (F)	34	6-17	0-0	1-2	12	2	1	4	1	2	13
Bookout (F)	35	4-12	0-0	0-0	11	2	0	0	0	0	8
Everett (G)	36	6-19	2-3	0-0	7	2	1	2	0	1	14
Godbold (G)	27	2-5	1-3	2-2	3	3	2	3	0	3	7
Johnson (G)	25	2-6	1-2	0-0	1	2	4	3	1	1	5
Neal	30	3-7	2-6	3-3	2	1	2	2	0	0	11
Carter	2	0-0	0-0	0-0	0	1	0	0	0	0	0
Griffin	11	0-0	0-0	0-0	4	1	1	1	2	1	0
Totals	200	23-66	6-14	6-7	44	14	11	16	4	8	58

KANSAS	MP	FG	3FG	FT	R	F	A	TO	B	S	TP
Wright (F)	31	7-12	0-0	0-0	8	1	2	1	1	1	14
Kaun (C)	23	3-5	0-0	1-1	7	1	0	0	1	1	7
Robinson (G)	33	2-10	0-3	2-4	4	0	5	3	0	3	6
Chalmers (G)	28	4-7	0-2	2-2	1	3	4	8	0	1	10
Rush (G)	20	8-15	2-3	0-1	3	1	0	1	3	1	18
Hawkins	20	0-2	0-2	0-0	1	2	2	0	0	2	0
Case	5	0-2	0-2	0-0	0	0	0	0	0	0	0
Jackson	11	1-4	0-0	0-0	3	1	0	1	0	0	2
Giles	12	0-1	0-0	2-2	5	2	0	0	3	1	2
Moody	2	0-1	0-0	0-0	0	0	0	0	0	0	0
Totals	200	25-59	2-12	7-10	34	11	13	14	8	10	59

Officials: Tom O'Neill, Steve Olson, Mark Whitehead
Technical: None; **Attendance:** 16,300; **Halftime:** OU 29, Kansas 26

Notes: Oklahoma led by three at halftime and by as many as 16 in the second half (50-34 with 10:22 remaining) ... Kansas outscored OU 21-5 to end the game ... Kevin Bookout scored eight points and became the 34th player in OU history to score 1,000 in a career ... Taj Gray's 13 points and 12 rebounds (10 were offensive) marked his fourth double-double of the year ... The Sooners shot .433 from the field in the first half but just .278 after halftime ... OU was 1-for-12 from the floor during a 19-3 KU run late in the game.

OU 73, OKLAHOMA STATE 65

Game 20

Feb. 8, 2006 • Stillwater, Okla. • Gallagher-Iba Arena • ESPN Plus

OKLAHOMA	MP	FG	3FG	FT	R	F	A	TO	B	S	TP
Gray (F)	18	2-7	0-0	1-2	4	3	0	3	0	1	5
Bookout (F)	36	6-8	0-0	1-3	3	3	0	3	1	0	13
Everett (G)	34	7-10	0-1	9-10	5	1	5	2	0	2	23
Godbold (G)	27	4-7	1-2	0-0	1	2	2	1	0	0	9
Johnson (G)	16	0-1	0-0	1-4	2	2	1	5	2	0	1
Neal	31	3-8	2-4	4-4	3	2	1	0	0	1	12
Carter	11	0-2	0-0	0-0	0	1	1	0	0	0	0
Longar	5	0-1	0-0	0-1	3	3	0	0	1	0	0
Griffin	22	2-2	0-0	6-7	6	4	2	1	0	0	10
Totals	200	24-46	3-7	22-31	33	21	12	15	4	4	73

OKLA. STATE	MP	FG	3FG	FT	R	F	A	TO	B	S	TP
Boggan (F)	32	6-12	1-4	5-5	4	2	0	1	1	0	18
Dove (F)	25	0-0	0-0	0-2	3	2	2	1	1	0	0
Monds (C)	29	0-2	0-0	0-0	6	4	0	0	0	1	0
Brown (G)	29	1-6	1-4	2-4	1	3	6	3	0	1	5
Curry (G)	37	7-13	3-4	3-4	2	2	1	2	0	1	20
Eaton	21	3-7	2-4	5-6	3	3	0	2	0	0	13
Harris	7	0-1	0-0	0-0	0	4	0	1	0	0	0
Flemings	3	0-1	0-1	0-0	0	0	1	0	0	0	0
Johnson	17	3-7	0-0	3-4	5	5	0	3	1	0	9
Totals	200	20-49	7-17	18-25	28	25	10	14	3	3	65

Officials: Larry Rose, Verne Harris, Gerry Pollard
Technical: None; **Attendance:** 13,611; **Halftime:** OU 26, Oklahoma State 17

Notes: The Sooners snapped a five-game losing streak at Gallagher-Iba Arena ... Terrell Everett's 23 points were his third most as a Sooner ... Taylor Griffin supplied a career-high 10 points, six rebounds and two assists ... OSU entered the game as the Big 12's best field goal shooting team (.498) but was held to a .222 mark in the first half ... OU led by nine at halftime and by as many as 18 with 6:35 left in the game ... Taj Gray was held to five points and four rebounds after getting into early foul trouble.

OU 80, BAYLOR 52

Game 21

Feb. 11, 2006 • Norman, Okla. • Lloyd Noble Center • ESPN Plus

BAYLOR	MP	FG	3FG	FT	R	F	A	TO	B	S	TP
Bush (F)	21	2-4	0-0	0-1	3	3	1	3	0	1	4
Swanson (F)	15	0-1	0-0	2-2	2	3	0	2	1	0	2
Diene (C)	27	0-1	0-0	1-2	8	0	0	1	2	0	1
Jerrells (G)	30	5-10	1-1	5-5	3	3	0	1	0	2	16
Bruce (G)	19	0-5	0-1	2-2	2	1	0	3	0	0	2
Sims	11	3-7	2-3	0-0	4	1	1	2	0	2	8
Dugat	24	0-7	0-4	0-0	1	3	2	2	0	0	0
Fields	9	0-1	0-0	2-4	2	1	0	0	0	0	2
Shipman	11	1-3	1-3	4-4	1	0	0	0	0	1	7
Hurd	8	0-3	0-1	1-2	2	2	0	0	1	0	2
Rogers	15	1-4	0-0	4-4	1	0	0	1	1	0	6
Shepherd	10	1-3	0-0	1-3	2	5	0	0	0	0	3
Totals	200	13-49	4-13	22-29	33	22	4	15	5	6	52

OKLAHOMA	MP	FG	3FG	FT	R	F	A	TO	B	S	TP
Gray (F)	25	4-7	0-0	2-2	9	1	3	1	2	1	10
Bookout (F)	21	6-9	0-0	3-4	6	2	0	1	0	0	15
Everett (G)	27	0-4	0-2	2-2	2	1	15	2	0	1	2
Godbold (G)	22	1-5	1-3	0-0	4	1	1	0	0	1	3
Johnson (G)	7	1-3	1-2	0-0	0	2	0	0	0	1	3
Walker	14	1-4	0-1	1-2	4	4	0	2	0	0	3
Neal	18	6-11	6-11	0-0	2	3	1	1	0	0	18
Ott	5	0-0	0-0	0-0	0	0	0	0	0	0	0
Sampson	8	0-3	0-0	0-0	0	1	0	0	0	0	0
Carter	18	3-6	0-0	3-4	4	2	0	2	1	0	9
Longar	13	0-1	0-0	5-6	7	1	1	1	5	0	5
Griffin	22	3-6	0-0	6-6	4	3	0	2	0	1	12
Totals	200	25-59	8-19	22-26	43	21	21	12	8	5	80

Officials: Steve Welmer, Rick Hartzell, Randy Heimerman
Technical: None; **Attendance:** 11,931; **Halftime:** OU 38, Baylor 17

Notes: Michael Neal (18) and Taylor Griffin (12) recorded career highs in points while Terrell Everett set a career high with 15 assists ... Everett's 15 assists were the most by a Sooner in eight years ... OU held BU to .265 field goal shooting (the lowest opponent mark in 81 games).



game **RECAPS****COLORADO 84, OU 75****Game 22**

Feb. 15, 2006 • Boulder, Colo. • Coors Events Center • ESPN2

OKLAHOMA	MP	FG	3FG	FT	R	F	A	TO	B	S	TP
Gray (F)	30	4-7	0-0	3-4	8	4	1	2	3	0	11
Bookout (F)	36	1-5	0-0	2-5	9	2	1	1	1	0	4
Neal (G)	37	9-16	7-14	1-1	5	1	1	2	0	1	26
Everett (G)	36	7-18	0-5	4-4	2	3	7	5	0	1	18
Godbold (G)	26	0-4	0-4	0-0	3	3	2	0	1	0	0
Walker	0+	0-0	0-0	0-0	0	0	0	0	0	0	0
Carter	21	4-8	1-2	1-1	4	3	1	0	0	0	10
Griffin	14	3-4	0-0	0-0	1	2	1	0	0	0	6
Totals	200	28-62	8-25	11-15	32	18	14	10	5	2	75
		(.452)	(.320)	(.733)							

COLORADO	MP	FG	3FG	FT	R	F	A	TO	B	S	TP
Copeland (F)	23	4-9	2-4	8-9	4	4	5	3	1	1	18
King-Stockton (F)	18	3-5	0-0	0-0	6	2	0	1	0	0	6
Obazuaye (G)	15	2-5	0-0	0-0	2	1	1	1	0	0	4
Hall (G)	36	2-7	1-3	1-2	3	1	6	1	0	0	6
Roby (G)	36	9-19	3-9	7-7	9	3	5	1	1	3	28
Eddy	3	0-0	0-0	0-0	0	0	0	0	0	0	0
Osborn	16	2-5	1-3	0-0	3	0	0	0	0	1	5
Coleman	8	0-1	0-1	0-0	0	1	1	0	0	1	0
Freeman	20	2-6	0-0	0-0	3	3	0	1	0	0	4
Ashby	25	5-6	0-0	3-4	5	2	3	0	1	0	13
Totals	200	29-63	7-20	19-22	41	17	21	8	3	6	84
		(.460)	(.350)	(.864)							

Officials: John Higgins, Terry Davis, Mark Reischling**Technical:** None; **Attendance:** 7,845; **Halftime:** OU 40, Colorado 35

Notes: Michael Neal made seven 3-pointers and scored 26 points ... The seven treys were the most by a Sooner in three seasons ... Neal tied a school record with 3-point makes on six straight attempts (he was 6-for-7 in the first half) ... OU was 7-for-12 from 3-point range in the first half but just 1-for-13 in the second ... Richard Roby's 28 points for CU were the second most by an OU opponent this year ... The Buffs won for the third time in the last four meetings against Oklahoma in Boulder.

OU 83, IOWA STATE 82**Game 23**

Feb. 18, 2006 • Norman, Okla. • Lloyd Noble Center • ABC

IOWA STATE	MP	FG	3FG	FT	R	F	A	TO	B	S	TP
Taggart (F)	31	2-6	0-0	1-2	4	4	0	0	0	1	5
Clark (F)	29	3-6	2-2	1-1	4	3	0	2	0	0	9
Marsden (C)	26	0-0	0-0	0-0	2	3	1	2	0	0	0
Stinson (G)	38	10-15	1-1	3-8	5	3	9	2	0	2	24
Blalock (G)	37	10-20	1-4	1-2	1	0	7	3	1	5	22
Neal	16	3-4	3-4	0-0	2	2	2	1	0	0	9
Gray	13	2-2	2-2	0-0	2	3	0	1	1	1	6
Hubalek	10	2-4	0-1	3-4	0	2	0	1	0	0	7
Totals	200	32-57	9-14	9-17	24	20	19	12	2	9	82
		(.561)	(.643)	(.529)							

OKLAHOMA	MP	FG	3FG	FT	R	F	A	TO	B	S	TP
Gray (F)	32	5-8	0-0	3-6	8	4	1	3	2	0	13
Bookout (F)	29	2-5	0-0	3-6	6	2	0	0	1	0	7
Neal (G)	36	9-15	8-12	3-3	3	4	2	2	0	3	29
Everett (G)	37	7-13	2-5	2-2	1	2	11	6	0	3	18
Godbold (G)	28	3-5	3-4	0-0	7	2	2	2	0	1	9
Johnson	7	0-2	0-1	0-0	0	0	1	0	0	0	0
Carter	12	1-1	0-0	0-0	2	0	0	1	0	0	2
Longar	6	1-1	0-0	0-0	0	0	0	0	0	0	2
Griffin	13	0-2	0-1	3-4	0	2	0	1	1	0	3
Totals	200	28-52	13-23	14-21	31	16	17	15	4	7	83
		(.538)	(.565)	(.667)							

Officials: Ed Hightower, Mike Thibodeaux, Bobby Vetkoetter**Technical:** None; **Attendance:** 11,959; **Halftime:** Iowa State 37, OU 31

Notes: Michael Neal made three free throws with 8.4 seconds left to complete an 11-point come-from-behind OU win ... The Sooners trailed by seven with a minute remaining ... Neal's eight 3-pointers and 29 points were career highs ... He scored all of his 17 second-half points in the final 7:02 ... Neal's eight treys were the most by a Sooner in three seasons ... Terrell Everett had 18 points and 11 assists (the 11 handouts were the second most of his career) for his first double-double of the season ... Iowa State's Curtis Stinson (24 and nine) and Will Blalock (22 and seven) combined for 46 points and 16 assists ... Both teams shot above .500 from the field and above .500 from 3-point range.

OU 71, TEXAS TECH 70**Game 24**

Feb. 20, 2006 • Lubbock, Texas • United Spirit Arena • ESPN

OKLAHOMA	MP	FG	3FG	FT	R	F	A	TO	B	S	TP
Gray (F)	34	6-13	0-0	1-2	13	5	1	4	1	0	13
Bookout (F)	27	4-8	0-0	4-6	4	1	0	1	0	0	12
Neal (G)	34	5-8	5-8	3-3	5	1	1	0	0	0	18
Everett (G)	33	3-11	0-1	4-5	2	4	8	4	1	3	10
Godbold (G)	23	1-5	1-4	1-2	3	4	1	1	0	0	4
Johnson	17	0-3	0-0	3-4	4	2	4	1	0	1	3
Carter	13	2-3	1-1	2-2	4	2	0	2	0	0	7
Longar	14	2-2	0-0	0-2	6	2	0	1	1	0	4
Griffin	5	0-1	0-0	0-0	0	1	1	0	0	0	0
Totals	200	23-54	7-14	18-26	45	22	16	15	3	4	71
		(.426)	(.500)	(.692)							

TEXAS TECH	MP	FG	3FG	FT	R	F	A	TO	B	S	TP
Plefka (F)	28	4-6	1-2	2-3	5	3	0	1	1	0	11
Dora (F)	32	3-6	0-1	0-0	4	3	5	0	1	1	6
Zeno (G)	40	4-10	0-0	7-9	5	4	1	1	0	2	15
Jackson (G)	40	9-21	3-4	6-8	3	0	2	3	0	1	27
White (G)	27	3-6	1-2	0-0	1	4	2	3	0	1	7
Voskuil	5	0-0	0-0	0-0	0	1	0	0	0	0	0
Lowhorn	20	0-1	0-0	4-6	4	1	0	0	0	1	4
Prince	8	0-1	0-0	0-0	0	1	0	1	0	0	0
Totals	200	23-51	5-9	19-26	24	17	10	9	2	6	70
		(.451)	(.556)	(.731)							

Officials: Tom O'Neill, Donnee Gray, Mike Wood**Technical:** None; **Attendance:** 8,424; **Halftime:** OU 32, Texas Tech 28

Notes: Kevin Bookout's tip-in of a Terrell Everett shot with 4.5 seconds left was the game-winner ... Texas Tech's Jarrius Jackson missed a shot at the buzzer ... Michael Neal led the Sooners in scoring for the fourth straight game with 18 points (he was 5-for-8 on 3-pointers) ... The five treys gave Neal 26 over a four-game span ... Taj Gray posted his fifth double-double of the year with 13 points and 13 boards ... OU led by 10 (62-52) with 7:35 left before Tech used an 18-6 run to go up by two (70-68) with 1:08 remaining ... The Sooners posted a dominating 45-24 advantage on the glass and had 17 offensive rebounds to Texas Tech's five.

OU 71, KANSAS STATE 70**Game 25**

Feb. 25, 2006 • Norman, Okla. • Lloyd Noble Center • ESPN Plus

KANSAS STATE	MP	FG	3FG	FT	R	F	A	TO	B	S	TP
Diarra (F)	30	2-5	0-0	0-0	3	4	0	1	0	3	4
Hoskins (G)	26	6-12	0-1	5-5	4	3	2	2	0	0	17
Martin (G)	39	10-14	2-3	4-4	5	1	4	0	0	0	26
Taybron (G)	34	5-9	2-3	0-0	3	2	3	4	0	0	12
Wright (G)	40	4-11	0-0	1-2	10	1	3	5	0	1	9
Harris	16	1-5	0-1	0-0	3	0	0	0	0	1	2
Allen	2	0-0	0-0	0-0	0	0	0	0	0	0	0
Stewart	6	0-1	0-0	0-0	1	1	0	2	0	0	0
Afeli	4	0-0	0-0	0-0	0	1	1	0	0	0	0
Yearby	3	0-1	0-0	0-0	0	0	0	0	0	0	0
Totals	200	28-58	4-8	10-11	31	14	13	15	0	5	70
		(.483)	(.500)	(.909)							

OKLAHOMA	MP	FG	3FG	FT	R	F	A	TO	B	S	TP
Gray (F)	37	8-12	0-0	7-10	2	3	1	3	3	1	23
Bookout (F)	27	2-3	0-0	3-3	6	4	0	0	1	2	7
Neal (G)	37	4-11	3-9	4-4	1	2	1	1	0	1	15
Everett (G)	39	5-14	1-2	1-2	1	0	10	4	0	3	12
Godbold (G)	16	2-4	1-2	0-0	2	0	2	1	1	1	5
Johnson	4	0-0	0-0	0-0	3	0	0	0	0	0	0
Carter	24	4-4	1-1	0-0	6	1	0	0	0	0	9
Longar	8	0-1	0-0	0-0	2	1	0	1	0	0	0
Griffin	8	0-2	0-0	0-0	1	1	0	1	0	1	0
Totals	200	25-51	6-14	15-19	27	12	14	11	5	9	71
		(.490)	(.429)	(.789)							

Officials: Ted Hillary, Rick Randall, Brad Ferrie**Technical:** KSU - Bench; **Attendance:** 12,389; **Halftime:** OU 38, Kansas State 37

Notes: The Sooners won their third straight game by one point ... Taj Gray netted 23 points and his basket with 1:16 left was the game-winner ... Terrell Everett recorded his second double-double in three games with 12 points and 10 assists ... Michael Neal hit three 3-pointers and finished with 15 points ... Kansas State became just the fourth opponent to rebound the Sooners on the season and the third to grab more offensive rebounds than OU ... The win was OU's eighth straight against KSU and fifth consecutive versus the Wildcats in Norman.



Carter

Clark

Crocker

Gerber

Godbold

Griffin

game RECAPS

2005-06 REVIEW

OU 67, OKLAHOMA STATE 66

Game 26

Feb. 27, 2006 • Norman, Okla. • Lloyd Noble Center • ESPN

OKLA. STATE	MP	FG	3FG	FT	R	F	A	TO	B	S	TP
Boggan (F)	30	10-13	1-2	0-1	5	5	0	2	0	0	21
Cooper (C)	11	0-0	0-0	1-2	2	1	1	1	1	0	1
Eaton (G)	27	4-8	2-3	1-2	1	4	3	3	0	7	11
Brown (G)	29	1-6	0-1	4-4	3	0	3	2	0	2	6
Curry (G)	34	4-14	2-5	0-1	3	4	5	7	0	2	10
Harris	3	0-0	0-0	0-0	0	2	1	0	0	0	0
Dove	27	4-4	0-0	1-1	5	1	0	2	1	3	9
Monds	23	3-5	0-0	0-0	5	4	0	0	0	0	6
Johnson	16	1-2	0-0	0-0	1	2	0	1	1	0	2
Totals	200	27-52	5-11	7-11	27	23	13	19	3	14	66
		(.519)	(.455)	(.636)							

OKLAHOMA	MP	FG	3FG	FT	R	F	A	TO	B	S	TP
Gray (F)	37	6-10	0-0	7-9	7	2	0	5	2	2	19
Bookout (F)	38	7-13	0-0	0-2	5	3	0	0	0	1	14
Neal (G)	38	3-8	1-5	2-2	5	2	7	3	0	2	9
Everett (G)	32	3-6	1-2	6-7	1	4	5	4	0	3	13
Godbold (G)	17	0-2	0-1	0-0	5	0	1	0	0	2	0
Johnson	11	0-0	0-0	0-0	1	1	1	3	0	1	0
Carter	23	4-7	0-0	4-4	2	3	1	2	0	2	12
Longar	2	0-0	0-0	0-0	1	0	0	1	0	0	0
Griffin	2	0-0	0-0	0-0	0	0	0	1	0	0	0
Totals	200	23-46	2-8	19-24	28	15	15	19	2	13	67
		(.500)	(.250)	(.792)							

Officials: Jim Burr, Mark Whitehead, David Hall

Technical: None; **Attendance:** 12,362; **Halftime:** Oklahoma State 31, OU 30

Notes: OU claimed its first regular season sweep of Oklahoma State since 1999 ... The Sooners trailed by nine with seven minutes left but outscored OSU 19-9 the rest of the way ... The lead changed hands three times in the final nine seconds ... Terrell Everett's two free throws with 0.6 seconds remaining won the game ... OU's three seniors combined for 46 of the team's 67 points on senior night ... Taj Gray's 19 points and seven rebounds were team highs.

TEXAS 72, OU 48

Game 27

March 5, 2006 • Austin, Texas • Frank Erwin Center • CBS

OKLAHOMA	MP	FG	3FG	FT	R	F	A	TO	B	S	TP
Gray (F)	29	5-9	0-0	0-0	4	0	0	2	1	0	10
Bookout (F)	22	3-6	0-0	2-2	2	1	0	1	0	1	8
Neal (G)	38	2-7	2-5	0-0	1	2	2	2	0	1	6
Everett (G)	21	2-7	1-3	0-0	2	1	3	5	0	0	5
Godbold (G)	23	1-5	1-4	0-0	1	3	1	1	0	0	3
Walker	3	0-0	0-0	0-0	1	0	0	1	0	0	0
Sampson	2	0-1	0-0	0-0	0	0	0	0	0	0	0
Johnson	16	1-3	0-2	0-0	2	1	4	0	0	0	2
Carter	17	3-5	0-1	0-0	4	2	1	1	0	0	6
Longar	15	4-6	0-0	0-0	2	3	0	1	0	0	8
Griffin	14	0-1	0-0	0-0	1	2	0	0	1	0	0
Totals	200	21-50	4-15	2-2	28	15	11	14	2	2	48
		(.420)	(.267)	(1.000)							

TEXAS	MP	FG	3FG	FT	R	F	A	TO	B	S	TP
Tucker (F)	32	4-7	0-0	5-7	8	3	1	3	0	1	13
Buckman (F)	30	4-10	1-2	0-0	7	1	1	2	1	0	9
Aldridge (C)	34	5-8	0-0	0-1	4	2	0	1	0	3	10
Gibson (G)	35	8-15	4-9	2-2	1	0	6	0	0	1	22
Paulino (G)	26	2-7	1-6	0-0	2	0	2	0	0	1	5
Lewis	1	0-0	0-0	0-0	0	0	0	0	0	0	0
Abrams	23	3-7	3-6	2-2	2	1	5	1	0	0	11
Winder	2	0-0	0-0	0-0	0	0	0	0	0	0	0
Atchley	2	0-1	0-1	0-0	0	0	0	0	0	0	0
Williams	15	1-1	0-0	0-0	0	1	0	0	0	1	2
Totals	200	27-56	9-24	9-12	27	8	15	7	1	7	72
		(.500)	(.250)	(.792)							

Officials: Scott Thornley, John Higgins, Tom O'Neill

Technical: None; **Attendance:** 15,386; **Halftime:** Texas 33, OU 23

Notes: The Sooners sustained their first double-digit loss of the Big 12 season ... It was OU's only defeat to a Big 12 South opponent on the year ... Taj Gray was the only Sooner in double figures in scoring (10 points) ... Longar Longar played a season-high 15 minutes and scored a season-high eight points ... OU outrebounced Texas for the second time of the season ... The Sooners committed twice as many turnovers (14-7) as the Longhorns.

NEBRASKA 69, OU 63

Game 28

March 10, 2006 • Dallas, Texas • American Airlines Center • ESPN Plus

NEBRASKA	MP	FG	3FG	FT	R	F	A	TO	B	S	TP
Wilkinson (F)	37	3-9	2-7	2-2	3	0	0	1	1	2	10
Maric (C)	36	2-7	0-0	2-4	4	4	2	3	3	0	6
Dourisseau (G)	34	3-6	0-1	4-7	10	5	1	3	1	1	10
Richardson (G)	28	0-3	0-2	2-2	2	0	5	2	0	0	2
White (G)	35	6-11	1-3	9-10	5	2	2	2	0	0	22
Perry	12	3-4	3-3	0-0	0	1	0	1	0	0	9
Walker	16	2-4	0-1	6-7	5	0	4	0	0	1	10
Wilbrand	2	0-1	0-0	0-0	2	1	0	1	0	0	0
Totals	200	19-45	6-17	25-32	36	13	14	13	5	4	69
		(.422)	(.353)	(.781)							

OKLAHOMA	MP	FG	3FG	FT	R	F	A	TO	B	S	TP
Neal (G)	36	2-5	2-5	0-0	2	5	0	1	0	2	6
Everett (G)	31	5-16	3-7	1-3	4	4	9	2	0	1	14
Johnson (G)	28	4-8	4-6	0-0	3	3	3	1	1	1	12
Gray (F)	34	3-6	0-0	3-4	6	3	1	2	2	0	9
Bookout (F)	40	4-7	0-0	2-3	8	2	2	1	0	0	10
Godbold	17	3-8	2-6	0-0	1	4	1	2	1	1	8
Carter	8	1-7	0-0	0-0	3	1	0	1	0	0	2
Griffin	6	1-1	0-0	0-0	1	0	0	0	0	1	2
Totals	200	23-58	11-24	6-10	30	22	16	11	4	6	63
		(.397)	(.458)	(.600)							

Officials: Scott Thornley, Rick Randall, Gerry Pollard

Technical: None; **Attendance:** 18,892; **Halftime:** OU 27, Nebraska 23

Notes: Oklahoma lost its opening Big 12 Tournament game for the first time since 1999 ... The Sooners sustained their second-largest rebounding deficit of the year (six) after leading 11-2 on the boards early in the game ... Terrell Everett was forced to sit eight minutes in the second half due to foul trouble ... Austin Johnson made a career-high four 3-pointers on six attempts (his previous career high was two makes) ... Michael Neal was held to just six points and did not attempt a first-half shot ... Nebraska attempted 32 free throws to Oklahoma's 10.

UW-MILWAUKEE 82, OU 74

Game 29

March 16, 2006 • Jacksonville, Fla. • Veterans Memorial Arena • CBS

UW-MILWAUKEE	MP	FG	3FG	FT	R	F	A	TO	B	S	TP
Tucker (F)	39	5-14	1-6	13-16	5	2	2	4	0	2	24
McCoy (F)	23	0-3	0-0	0-0	2	3	0	2	1	1	0
Tigert (C)	34	7-13	0-2	0-0	5	2	4	1	0	1	14
Hill (G)	30	2-3	1-2	5-6	3	3	4	1	0	0	10
Davis (G)	37	7-15	4-10	8-10	6	1	2	1	0	3	26
Smith	20	3-5	0-0	0-0	4	2	0	1	0	1	6
Pancratz	2	0-0	0-0	0-0	0	0	0	0	0	0	0
Hanson	7	0-1	0-0	0-0	0	0	1	1	0	0	0
Ford	8	1-1	0-0	0-0	1	2	0	1	0	0	2
Totals	200	25-55	6-20	26-32	32	15	13	12	1	8	82
		(.455)	(.300)	(.813)							

OKLAHOMA	MP	FG	3FG	FT	R	F	A	TO	B	S	TP
Gray (F)	32	6-11	0-0	1-1	8	5	0	6	3	1	13
Bookout (F)	36	6-10	0-0	2-3	8	2	1	1	0	2	14
Neal (G)	33	1-8	1-5	0-0	3	3	3	3	0	1	3
Everett (G)	38	10-20	0-3	1-2	2	4	11	4	1	3	21
Godbold (G)	28	5-6	4-5	1-2	7	4	1	2	0	1	15
Walker	0+	0-0	0-0	0-0	0	0	0	0	0	0	0
Johnson	9	0-1	0-0	0-0	0	0	2	0	0	0	0
Carter	14	1-2	0-1	0-0	3	1	0	2	0	0	2
Longar	5	1-1	0-0	0-0	0	1	0	0	0	0	2
Griffin	5	2-2	0-0	0-0	1	5	0	0	0	0	4
Totals	200	32-61	5-14	5-8	35	25	18	18	4	8	74
		(.525)	(.357)	(.625)							

Officials: J.D. Collins, Joe Demaio, Jerry Heater